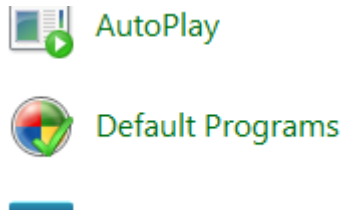


## Setting Google Chrome as your default browser

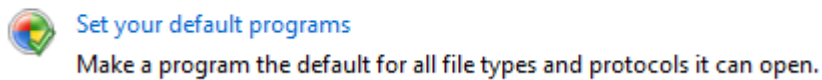
(Note a second way of setting chrome as your default browser is itemised below)

1. Ensure you have Chrome downloaded onto your computer.
2. Click on your start button on the bottom left hand corner of your screen (has the windows icon).
3. Click on the words Control panel on the right hand column.
4. Click on the words Default programmes as see below.

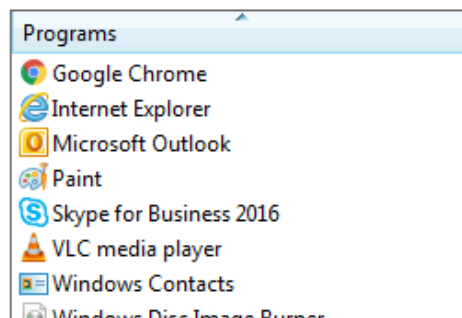


5. Now click on the first option as shown below:

### Choose the programs that Windows uses by default



6. Now you need to look at the programmes on the left had side box;  
[Set your default programs](#)  
To set a program as the default for all file types and protocols it can open, click the program and then click Set as default.

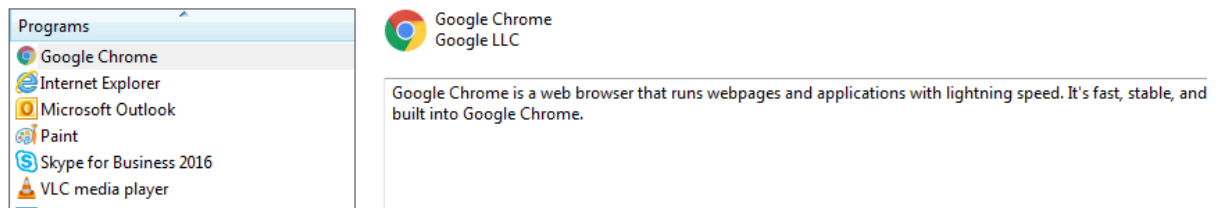


(Select a program for more information)

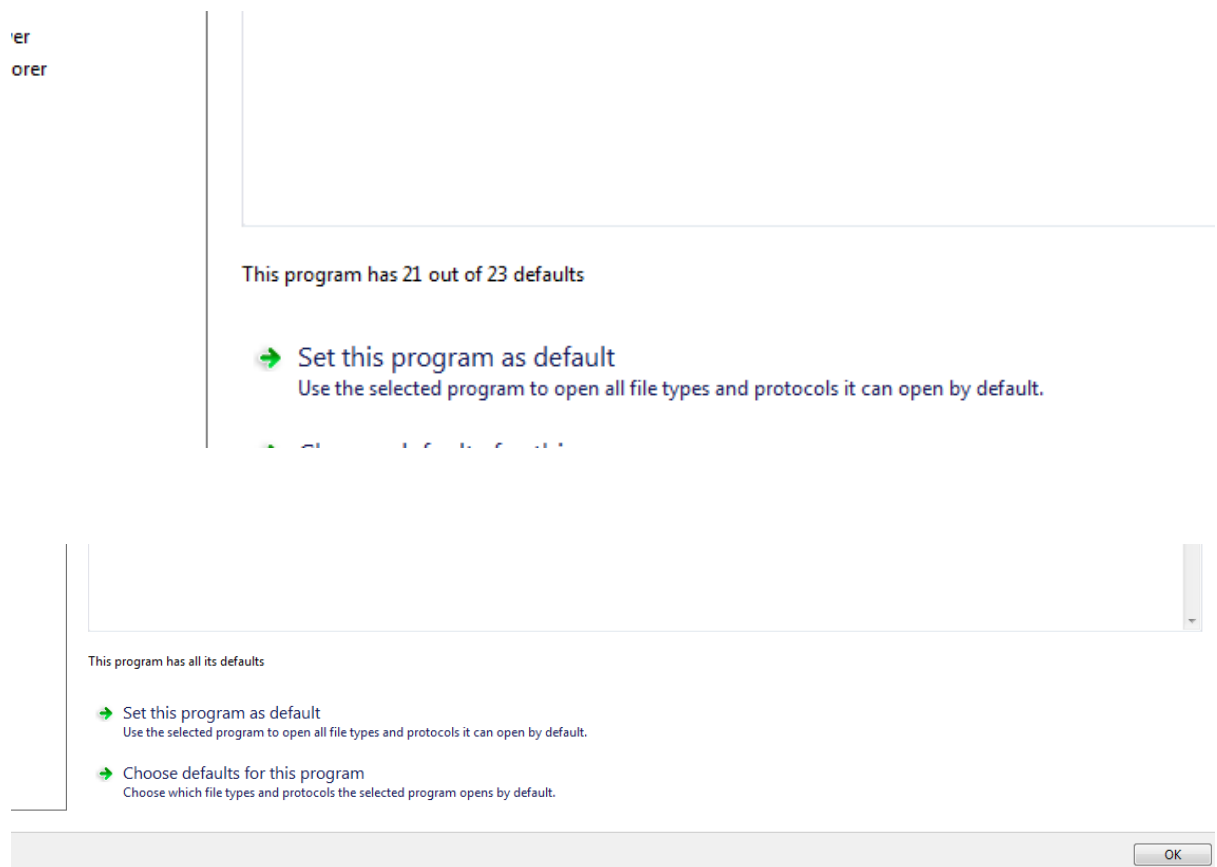
7. At this click on Google chrome as below and this will bring the message below into the text box

## Set your default programs

To set a program as the default for all file types and protocols it can open, click the program and then click Set as default.



- At the bottom of the page you will see the following message, click on this 'set this programme as default' and then press ok on the bottom right hand corner of the screen

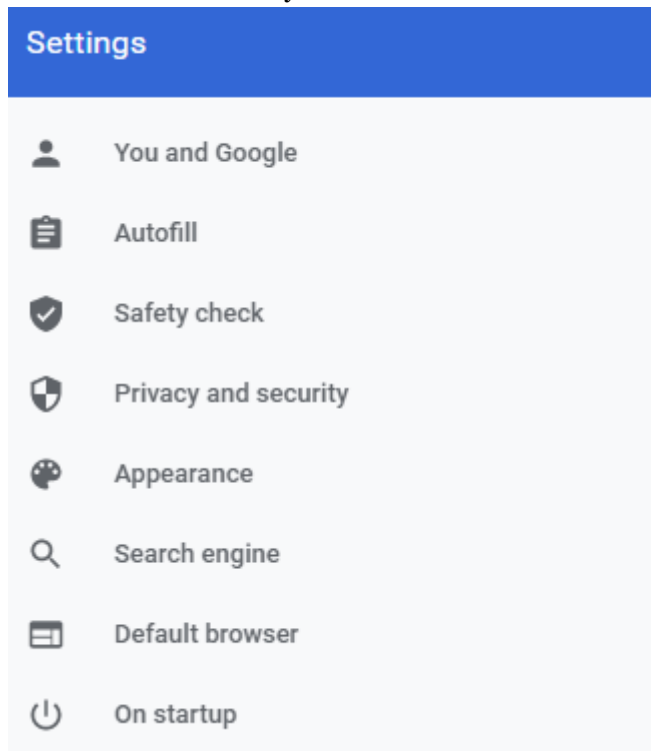


- The process is now complete and when you exit from the system set up and go back click on the log in on the QRF page and this will then be accessed through Chrome.

Note: should you have been having issues with MS Teams this will now allow Teams to work on your system as it also needs Chrome as the browser.

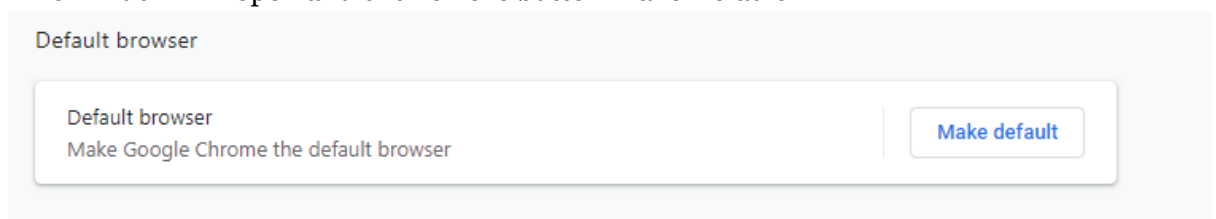
## Second way to set Chrome as the default browser:

1. When you have chrome downloaded onto your computer,
2. Click into chrome to open a window
3. On the top left hand corner you will see 3 dots in arrow,
4. Click in these
5. Scroll down and see settings
6. Lick on this
7. On the left hand side you will see this window



Click on the default browser tab

8. This window will open and click on the button Make Default



This will set Google chrome as your default browser

9. The process is now completed