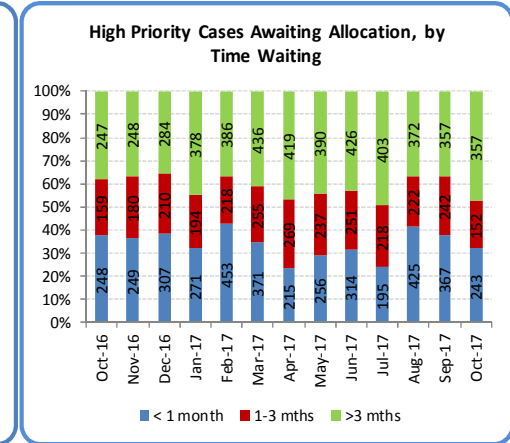
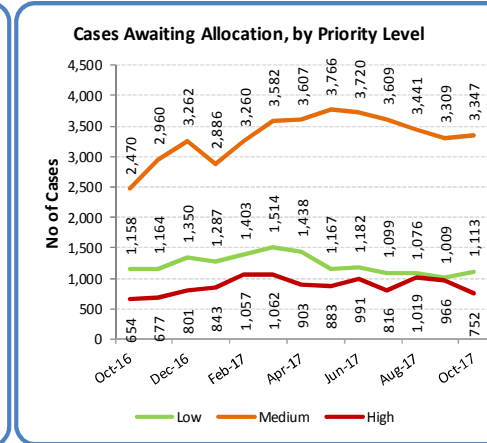
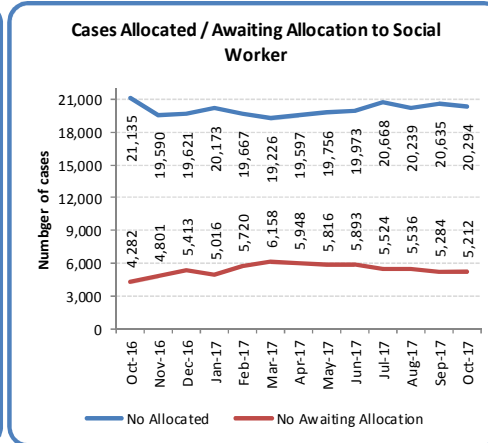
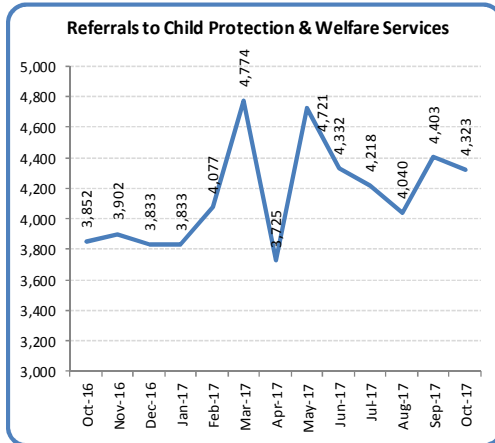
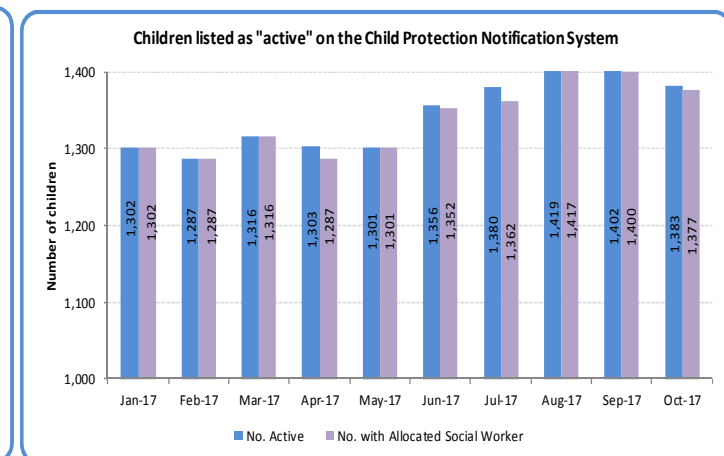
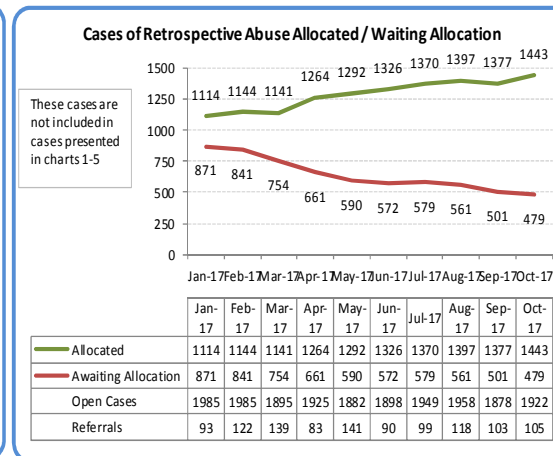
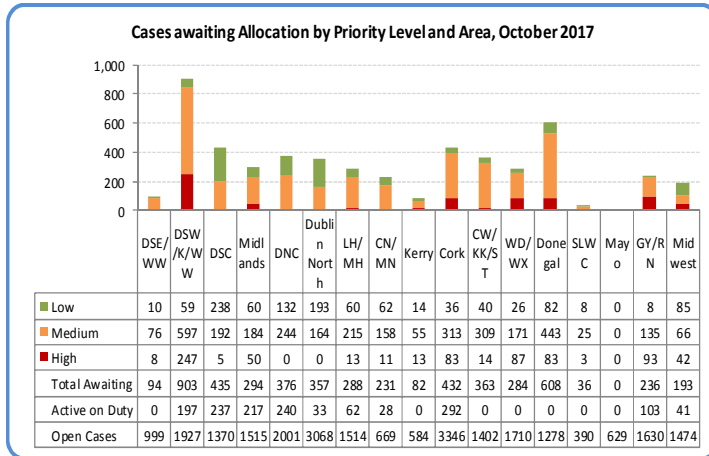


DATA PRESENTED ARE LATEST AVAILABLE AND CAN CHANGE FROM DATA PREVIOUSLY PUBLISHED DUE TO ONGOING VALIDATION



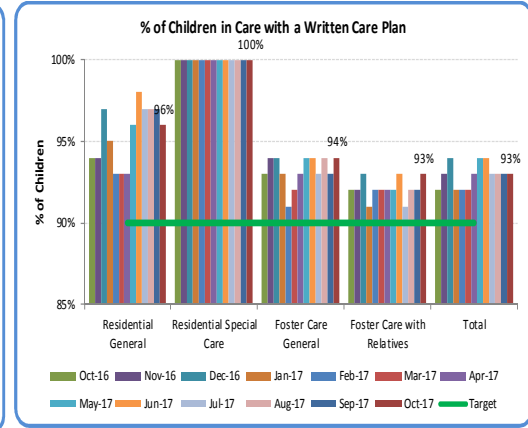
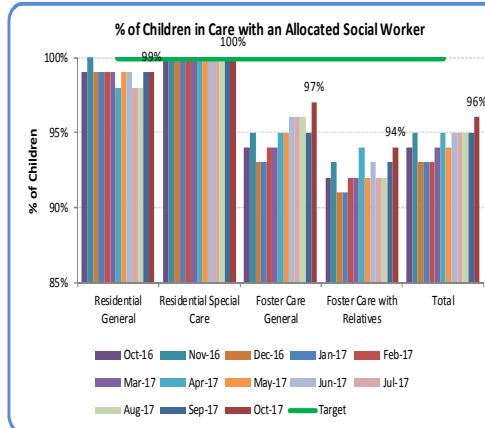
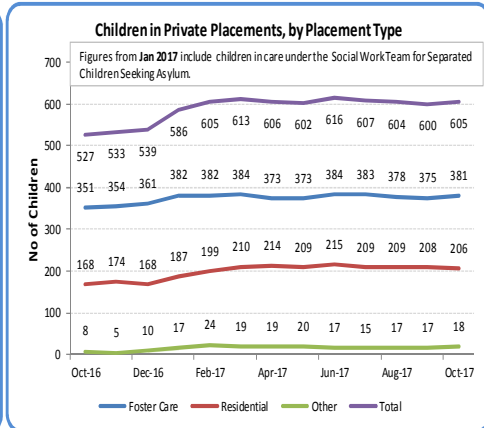
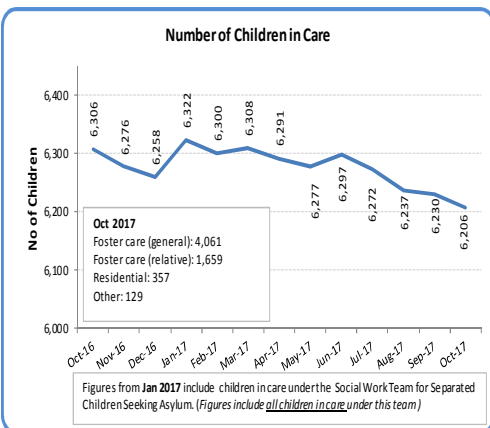
Referral data are reported monthly and should be considered preliminary. Validated data are reported quarterly in arrears.



Number "Active on Duty" included in Total Awaiting

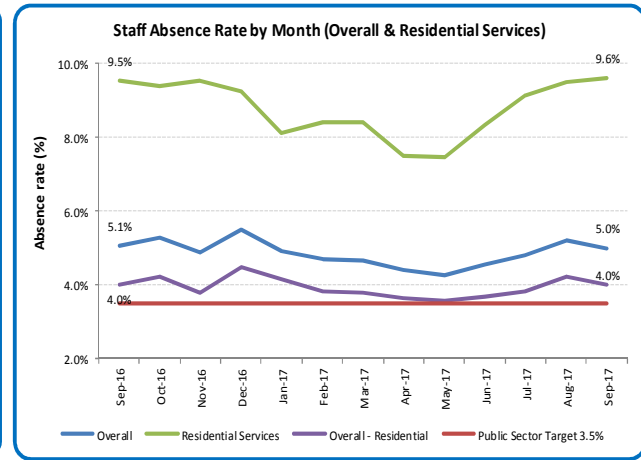
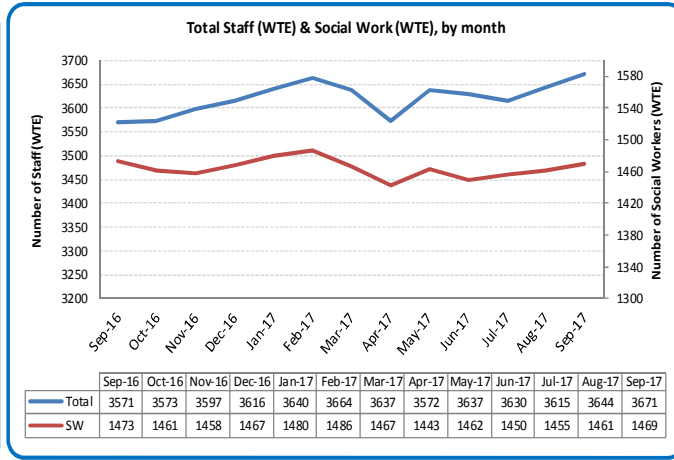
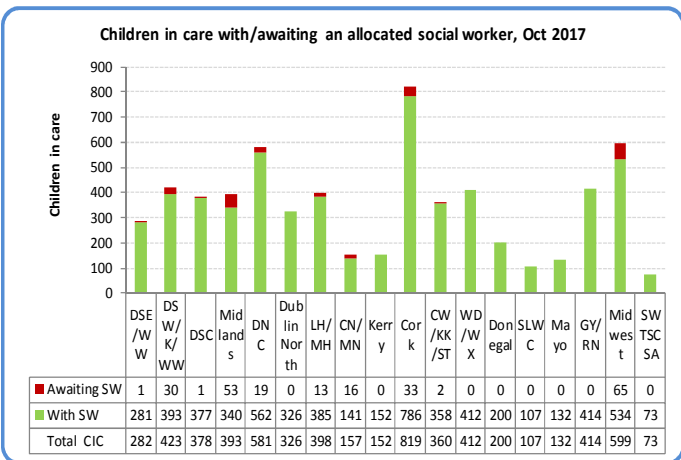
Figures do not include children listed as active from another jurisdiction (e.g., children visiting etc).

6 children awaiting allocation at the end of October 2017 have been allocated



\*Jan 2017 figure revised from 6,323 (previously reported) to 6,322  
 \*Feb 2017 figure revised from 6,309 (previously reported) to 6,300

\* Jan 2017 figure revised from 587 (previously reported) to 586  
 \* Feb 2017 figure revised from 597 (previously reported) to 605



**Notes:**

- Open cases include cases held on intake, allocated and unallocated child welfare and protection and children in care cases
- Chart 5/Chart 12: DSW/K/WW (Dublin South West/Kildare/West Wicklow); DSC (Dublin South Central); GY/RN (Galway/Roscommon); WD/WX (Waterford/Wexford); DNC (Dublin North City); CN/MN (Cavan/Monaghan); DSE/WW (Dublin South East/Wicklow); SLWC (Sligo/Leitrim/West Cavan); CW/KK/ST (Carlow/Kilkenny/South Tipperary); LH/MH (Louth/Meath); SWTSCSA (Social Work Team Separated Children Seeking Asylum)
- Chart 5: A case awaiting allocation may be “active” on a “duty” system. This means that there are actions being undertaken by a dedicated duty team or rotating social workers on a duty roster to progress the protection and welfare of the child. Examples of actions being undertaken include telephone calls relating to the concern, visits to see children, completing initial assessments and child in care reviews or care plans
- Chart 7: The Child Protection Notification System (CPNS) in accordance with Children First, is a national record of all children who are the subject of a child protection plan agreed at a child protection conference.
- Chart 9: The number of children in private placements includes those children who have not yet reached 18 years of age on the last day of the reporting period and are in care in private foster care, private residential care, secure out of state placements and ‘other’ private placements.
- Chart 13: Number of staff is reported on a whole time equivalent (WTE) basis and relates to hours worked by employees during the month. Figures do not include staff off pay or the use of agency staff.
- Chart 14: Absence rates are reported a month in arrears