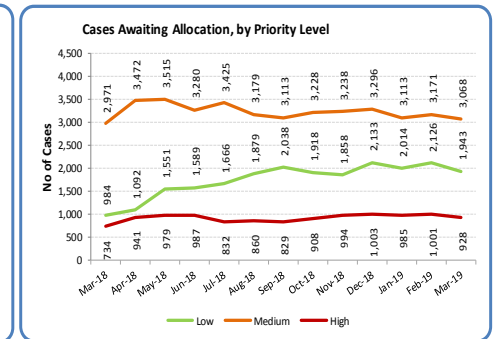
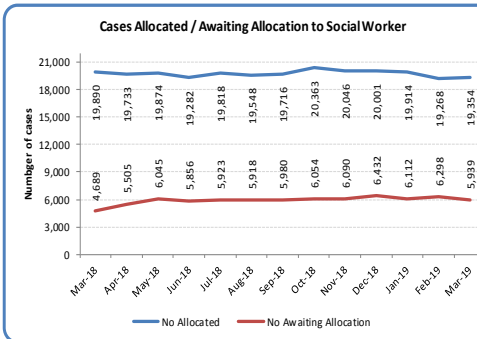
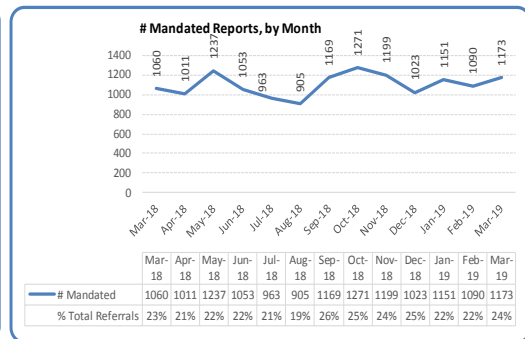
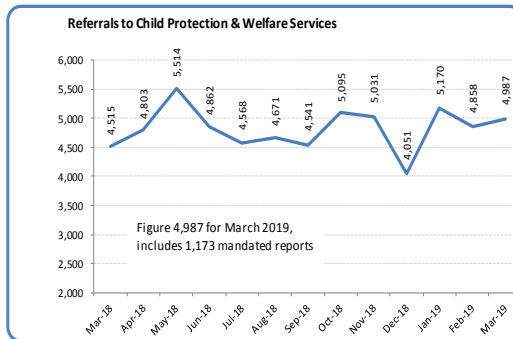
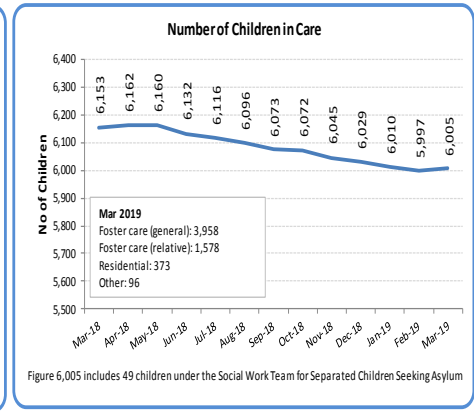
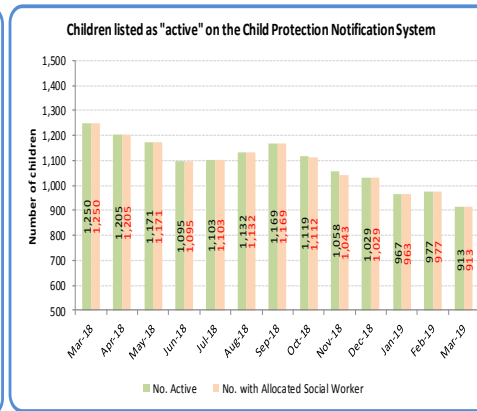
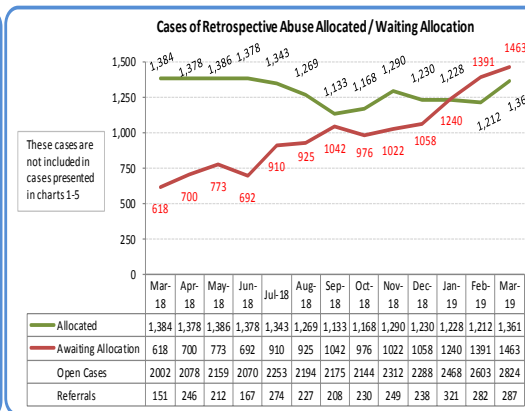
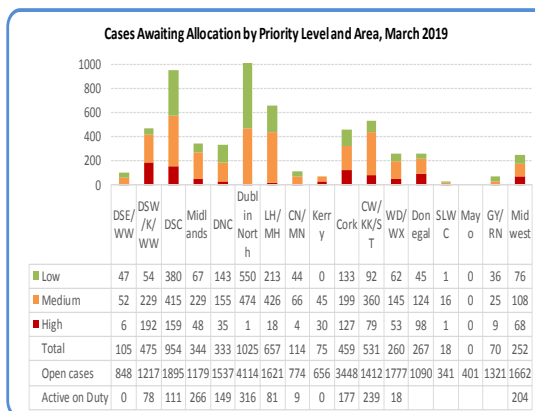


DATA PRESENTED ARE LATEST AVAILABLE AND CAN CHANGE FROM DATA PREVIOUSLY PUBLISHED DUE TO ONGOING VALIDATION

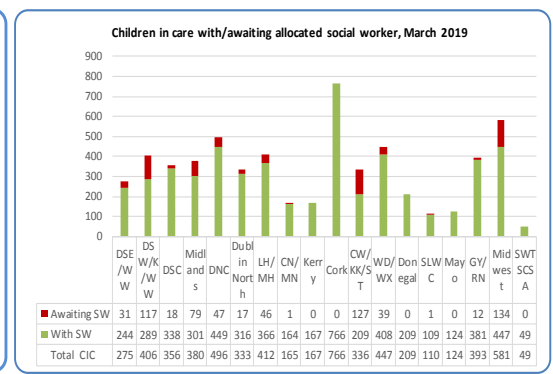
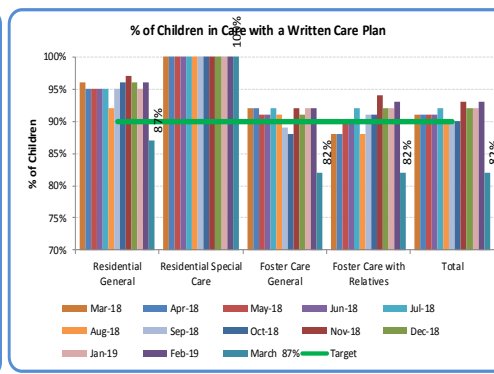
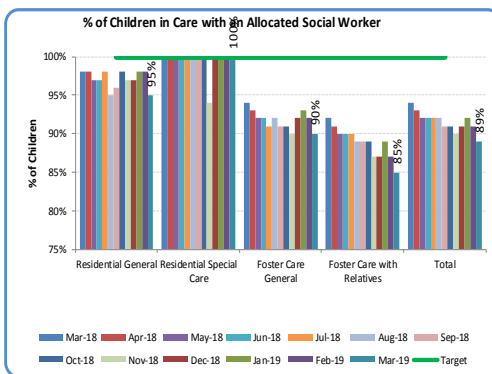
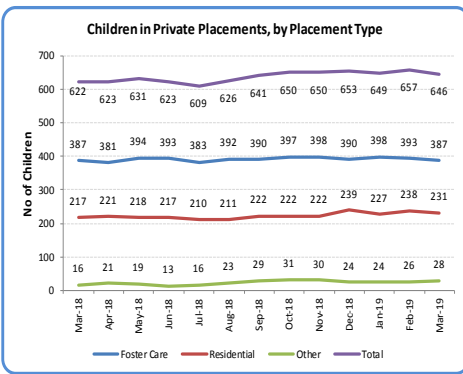


Referral data are reported monthly and should be considered preliminary. Validated data are reported quarterly in arrears. Mandatory reporting commenced 11 Dec 2017 (Children First Act 2015)

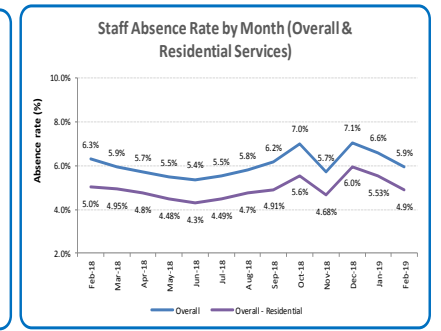
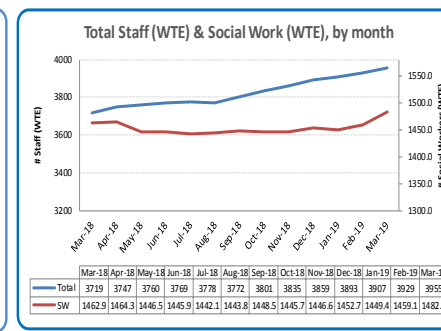
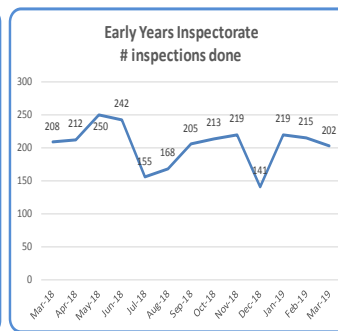
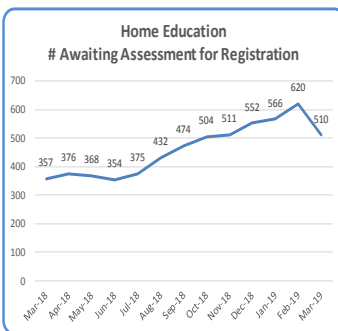
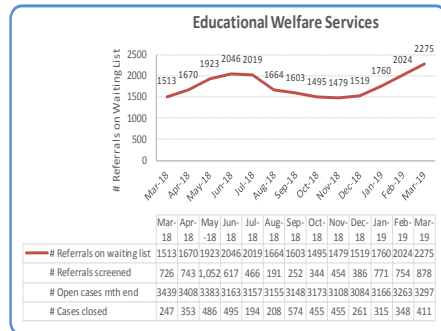
cases awaiting allocation for March 2018 is based on complete data for 16/17 areas and partial data for one area (WD/WX)



CPNS: figures do not include children listed as active from another jurisdiction (e.g., children visiting etc.)
children in care for Jul-Dec 2018 revised from previously published



March 2019 - % of children in care with a written care plan is based on data from 16/17 areas



1,414 children on register for home education March 2019. # awaiting assessment for March 2019 excludes children who have been assessed and who are progressing to the next stage of the registration process. These children were included in figures prior to March 2019. 4,405 Early Years Services March 2019

Notes:

- Open cases include cases held on intake, allocated and unallocated child welfare and protection and children in care cases
- Chart 5/Chart 12: DSW/K/WW (Dublin South West/Kildare/West Wicklow); DSC (Dublin South Central); GY/RN (Galway/Roscommon); WD/WX (Waterford/Wexford); DNC (Dublin North City); CN/MN (Cavan/Monaghan); DSE/WW (Dublin South East/Wicklow); SLWC (Sligo/Leitrim/West Cavan); CW/KK/ST (Carlow/Kilkenny/South Tipperary); LH/MH (Louth/Meath); SWTSCSA (Social Work Team Separated Children Seeking Asylum)
- Chart 5: A case awaiting allocation may be “active” on a “duty” system. This means that there are actions being undertaken by a dedicated duty team or rotating social workers on a duty roster to progress the protection and welfare of the child. Examples of actions being undertaken include telephone calls relating to the concern, visits to see children, completing initial assessments and child in care reviews or care plans
- Chart 7: The Child Protection Notification System (CPNS) is a national record of all children who are the subject of a child protection plan agreed at a child protection conference.
- Chart 9: The number of children in private placements includes those children who have not yet reached 18 years of age on the last day of the reporting period and are in care in private foster care, private residential care, secure out of state placements and ‘other’ private placements.
- Chart 16: Number of staff is reported on a whole time equivalent (WTE) basis and relates to hours worked by employees during the month. Figures do not include staff off pay or the use of agency staff.
- Chart 17: Absence rates are reported a month in arrears