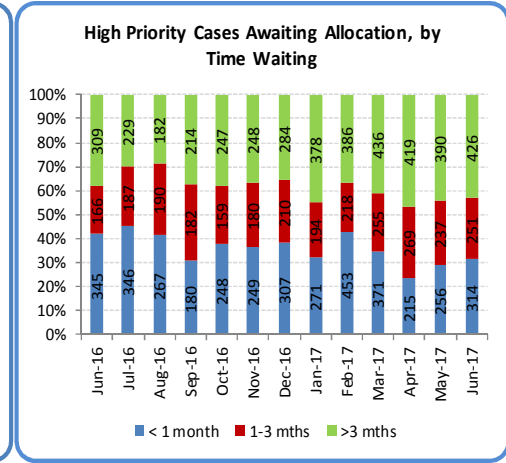
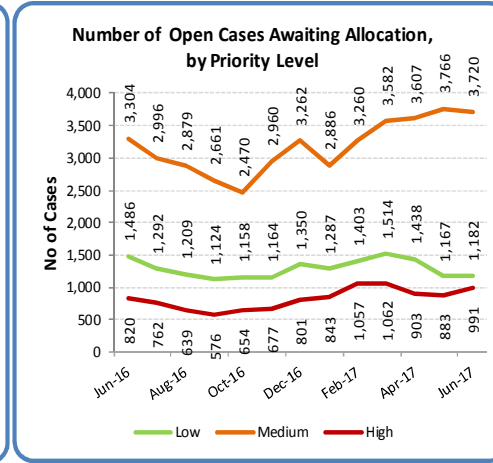
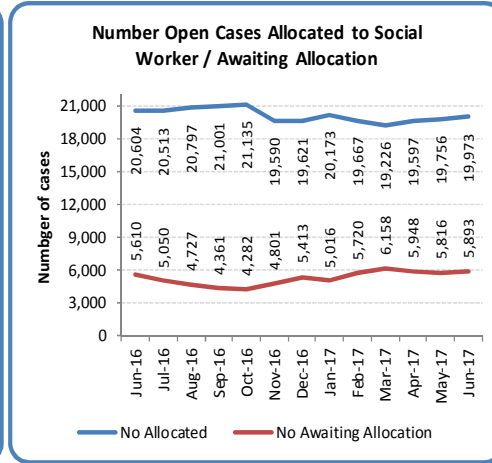
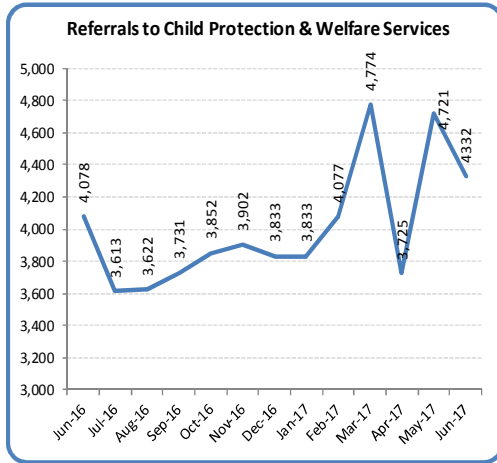
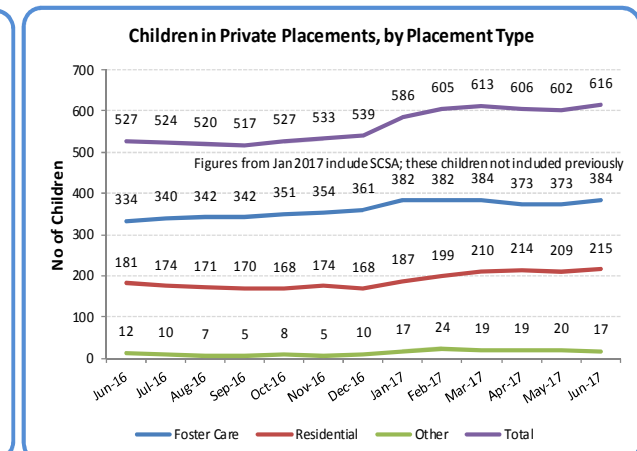
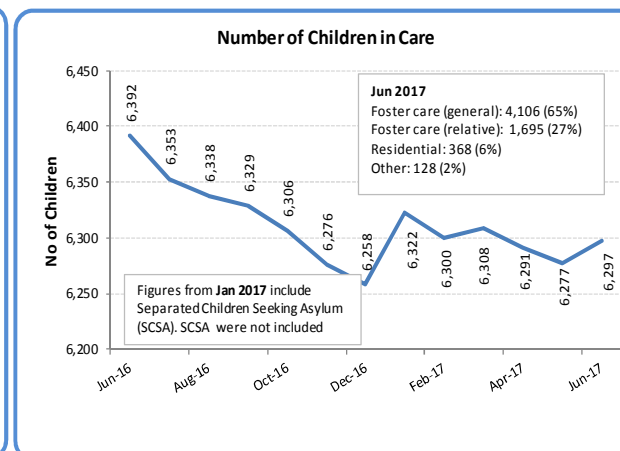
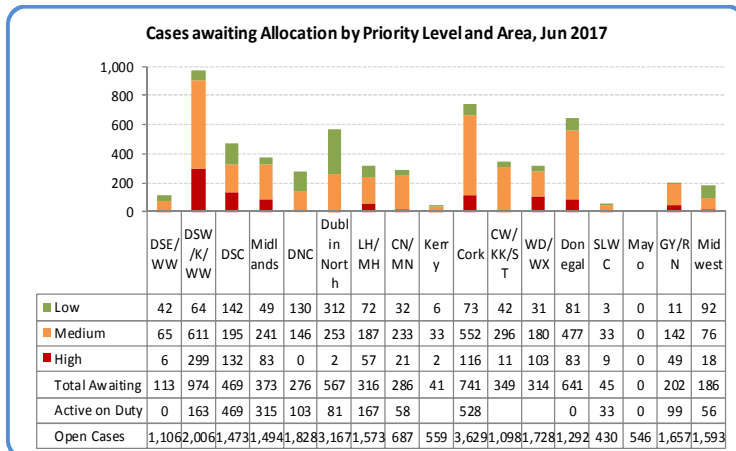


DATA PRESENTED ARE LATEST AVAILABLE AND CAN CHANGE FROM DATA PREVIOUSLY PUBLISHED DUE TO ONGOING VALIDATION



Referral data are reported monthly and should be considered preliminary. Validated data are reported quarterly in arrears.



Note: the number "Active on Duty" is included in Total Number Awaiting

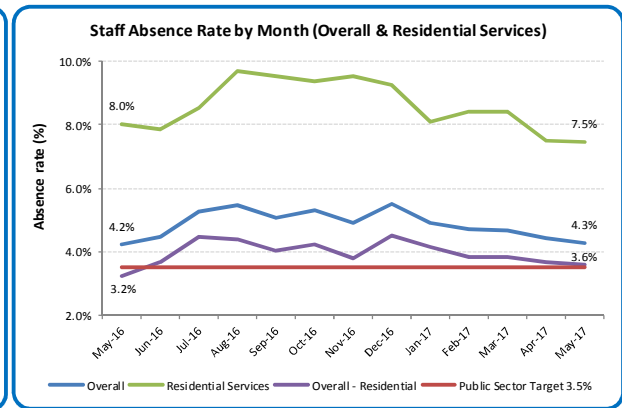
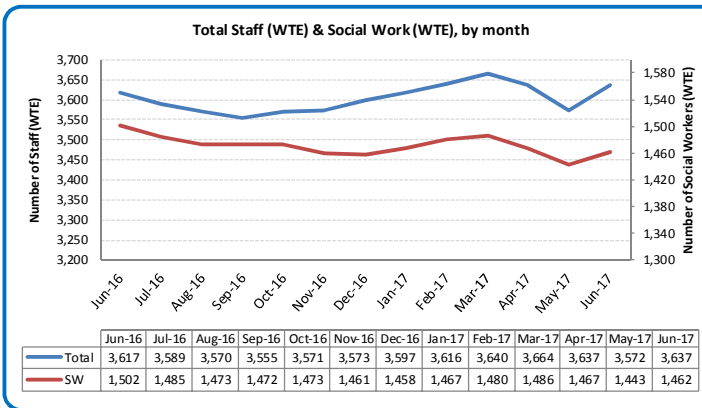
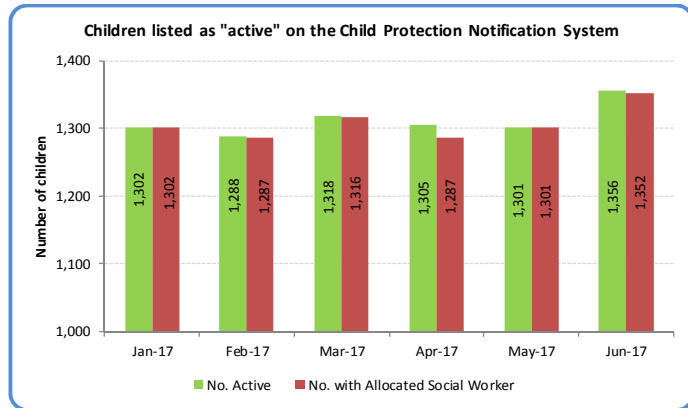
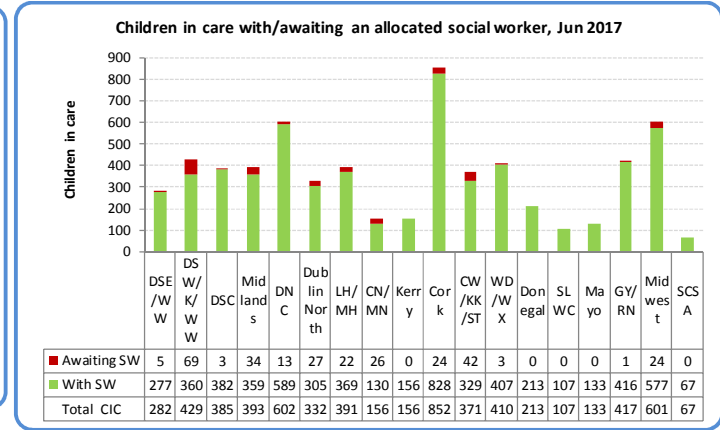
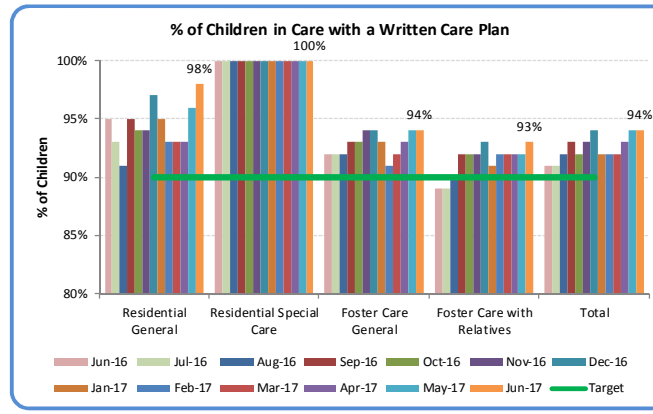
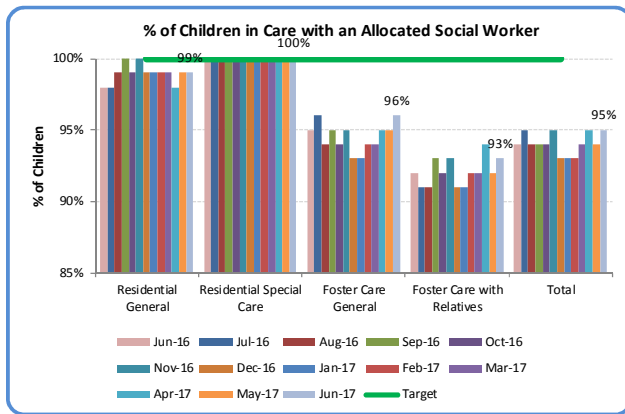
*July 2016 figure revised from 6,372 (previously reported) to 6,353

*Jan 2017 figure revised from 6,323 (previously reported) to 6,322

*Feb 2017 figure revised from 6,309 (previously reported) to 6,300

* Jan 2017 figure revised from 587 (previously reported) to 586

* Feb 2017 figure revised from 597 (previously reported) to 605



Feb: # active includes one child listed temporarily from another jurisdiction. All other children with allocated SW
 March: two children listed temporarily. All other children with allocated SW
 Apr: two children listed temporarily. Other 16 children with no allocated social worker at month end were subsequently allocated

Notes:

- Open cases include cases held on intake, allocated and unallocated child welfare and protection and children in care cases
- Chart 5/Chart 10: DSW/K/WW (Dublin South West/Kildare/West Wicklow); DSC (Dublin South Central); GY/RN (Galway/Roscommon); WD/WX (Waterford/Wexford); DNC (Dublin North City); CN/MN (Cavan/Monaghan); DSE/WW (Dublin South East/Wicklow); SLWC (Sligo/Leitrim/West Cavan); CW/KK/ST (Carlow/Kilkenny/South Tipperary); LH/MH (Louth/Meath)
- Chart 5: A case awaiting allocation may be "active" on a "duty" system. This means that there are actions being undertaken by a dedicated duty team or rotating social workers on a duty roster to progress the protection and welfare of the child. Examples of actions being undertaken include telephone calls relating to the concern, visits to see children, completing initial assessments and child in care reviews or care plans
- Chart 7: The number of children in private placements includes those children who have not yet reached 18 years of age on the last day of the reporting period and are in care in private foster care, private residential care, secure out of state placements and 'other' private placements.
- Chart 11: The Child Protection Notification System (CPNS) in accordance with Children First, is a national record of all children who are the subject of a child protection plan agreed at a child protection conference.
- Chart 12: Number of staff is reported on a whole time equivalent (WTE) basis and relates to hours worked by employees during the month. Figures do not include staff off pay or the use of agency staff.
- Chart 13: Absence rates are reported a month in arrears