



An Ghníomhaireacht um  
Leanaí agus an Teaghlach  
Child and Family Agency

# **MONTHLY SERVICE PERFORMANCE AND ACTIVITY REPORT**

**October 2021**

17 December 2021  
Version 1.0

**Note: Data presented are latest available and can change from data previously published due to ongoing validation**

# Table of Contents

<a href="#"><u>Headline Data – October 2021</u></a> .....	3
<a href="#"><u>Child Protection &amp; Welfare</u></a> .....	4
<a href="#"><u>Retrospective Cases of Abuse</u></a> .....	8
<a href="#"><u>Mandated Reports – Child Protection &amp; Welfare</u></a> .....	12
<a href="#"><u>Mandated Reports – Retrospective Abuse</u></a> .....	14
<a href="#"><u>Children in Care</u></a> .....	16
<a href="#"><u>Child Protection Notification System</u></a> .....	19
<a href="#"><u>Children’s Services Regulation</u></a> .....	20
<a href="#"><u>Tusla Education Support Services</u></a> .....	21

# Headline Data – October 2021

## Child Protection & Welfare

**Data for May and June 2021 is not available due to the impact of the cyber attack. The data on open cases is based on the time actions are recorded on NCCIS, hence data during the period when the system was not available is not meaningful.**

- 78% (16,834) of cases open to social work (21,594) had an allocated social worker at the end of October 2021.
- 4,760 cases awaiting allocation of a social worker at the end of October 2021, 165 (4%) more than September 2021 (4,595). Cases awaiting allocation are up 12% (521) from December 2020 (4,239).
- Six areas account for 62% (2,939) of cases awaiting allocation: Dublin South Central (733) followed by Waterford/Wexford (529), Louth/Meath (475), Dublin North (430), Dublin South West/Kildare West Wicklow (393) and Cork (379).
- 9% (434) of cases awaiting allocation at the end of October 2021 were categorised as high priority, 10 fewer than September 2021 (444). High priority cases are up 58 (15%) from December 2020 (376).

*Cases awaiting allocation include cases held on duty, unallocated child protection and welfare cases including children in care*

## Cases of Retrospective Abuse

- 63% (986) of cases of retrospective abuse open to social work (1,571) had an allocated social worker at the end of October 2021.
- 585 cases were awaiting allocation to a social worker, 42 fewer than September 2021 (627). Cases awaiting allocation are down 57 (9%) from December 2020 (642).
- Six areas account for 62% (360) of cases awaiting allocation: Galway/Roscommon (85), Waterford/Wexford (80), Dublin North City (51), Dublin South East/Wicklow (49), Donegal (48) and Dublin South West/Kildare/West Wicklow (47). Two areas (Cavan/Monaghan and Mayo) have no cases awaiting allocation.

## Children in Care

- 5,836 children in care at the end of October 2021; five fewer than September 2021 (5,841) and 77 fewer than the same time last year (5,913).
- 798 (14%) children in care at the end of October 2021 were in placements with private providers, 16 (2%) more than September 2021 (782) and 55 (7%) more than at the end of October 2020 (743).
- 88% (5,147) of children in care at the end of October 2021 had an allocated social worker; no change from September 2021.
- A total of 689 children were awaiting an allocated social worker, 15 (2%) more than September 2021 (674) and 290 (73%) more than Dec 2020 (399).

## Child Protection Notification System

- 851 children listed as “active” at the end of October 2021; six fewer than September 2021 (857). There were 107 (11%) fewer children “active” at the end of October 2021 than October 2020 (958).
- All but seven children listed as “active” at the end of October 2021 had an allocated social worker.

## Children’s Services Regulation

- 4,141 early years services on the register at the end of October 2021, one more than September 2021 (4,140). There were 68 (2%) fewer services on the register at the end of October 2021 than October 2020 (4,209).
- 258 inspections of early years services done in October 2021. Brings to 2,080 the number of inspections for 2021 year to date. *Number of inspections impacted, due to the closure of services under the Covid-19 restrictions.*
- 1,798 children on the register for home education at the end of October 2021, five more than September 2021 (1,793). The number of children on the register is up 10% (159) on October 2020 (1,639).
- 1,901 children on a waiting list for assessment at the end of October 2021, 65 (4%) more than September 2021 (1,836) and 466 (32%) more than Dec 2020 (1,435). The increase in numbers awaiting assessment in recent months is due to an increase in applications received over the same period.

## Tusla Education Support Services

*Service activity impacted by the closure of schools (Covid-19)*

- 430 referrals screened by senior educational welfare services in October 2021, 121 (39%) more than September 2021 (309) and 103 (31%) more than October 2020.
- 1,939 referrals on a waiting list for educational welfare services at the end of October 2021, 25 more than September 2021 (1,914); first increase after three consecutive decreases.
- 254 new individual children worked with in October 2021, 75 (23%) fewer than September 2021 (329) and 115 (31%) fewer than October 2020 (369).

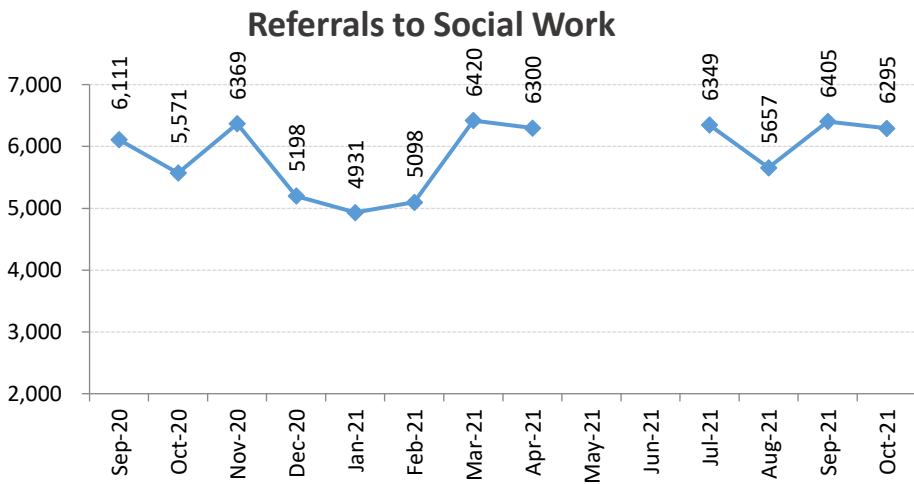
# Child Protection and Welfare

Data for May and June 2021 is not available due to the impact of the cyber attack. The data on open cases is based on the time actions are recorded on NCCIS, hence data during the period when the system was not available is not meaningful (pages 4 -7).

## Referrals<sup>1</sup>

- **6,295 referrals** in October 2021, 110 (2%) fewer than September 2021 (6,405) and 724 (13%) more than October 2020 (5,571).

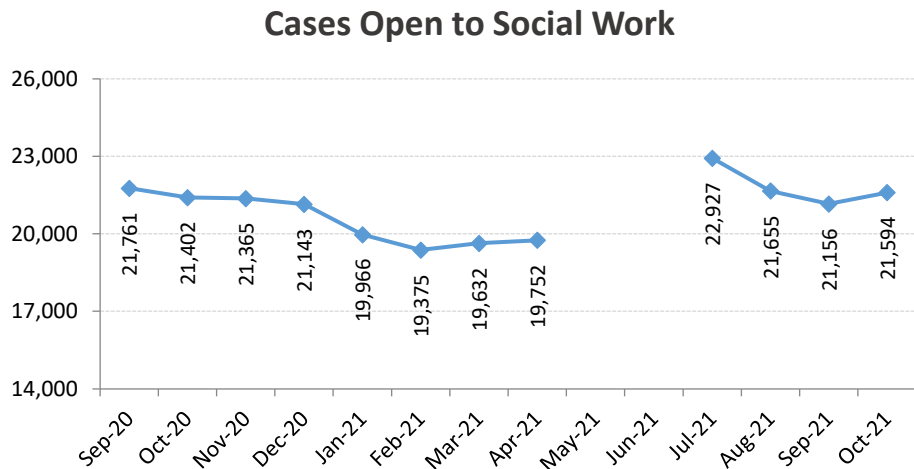
*It should be noted that the data presented is based on referrals logged on NCCIS at the time is extracted for reporting. Referrals logged after the date the data is extracted are not included, nor are figures updated retrospectively. Hence it is likely that the actual number of referrals for each of the months shown may be slightly higher.*



## Open Cases

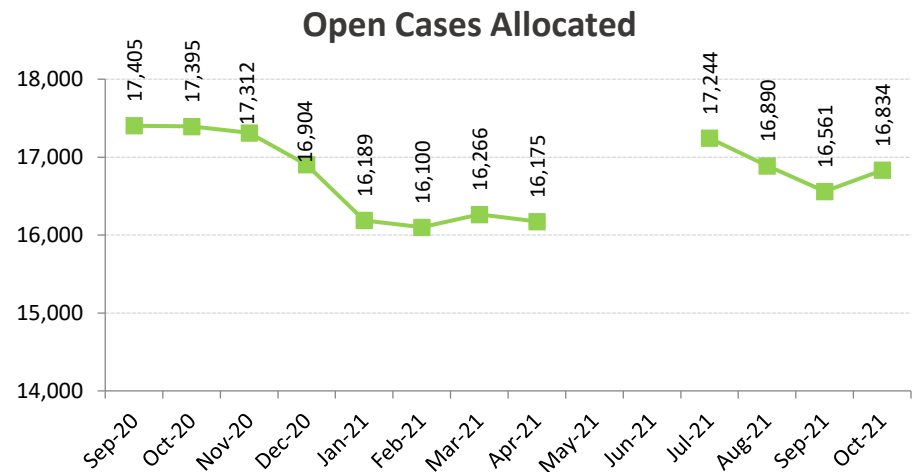
The data on cases presented below is based on the status of cases on the National Child Care Information System (NCCIS) at month end.

- **21,594 cases open to social work** at the end of October 2021, 438(2%) more than September 2021 (21,156). *Note: open cases include, all cases held on duty, allocated and unallocated child protection and welfare cases including children in care*
- Open cases are up 1% (192) on October 2020 (21,402).



## Allocated Cases

- **16,834 open cases allocated** to a social worker at the end of October 2021, 273 (2%) more than September 2021 (16,561).
- Allocated cases are down 3% (561) from October 2020 (17,395)
- Allocated cases account for 78% of open cases, no change from September 2021.



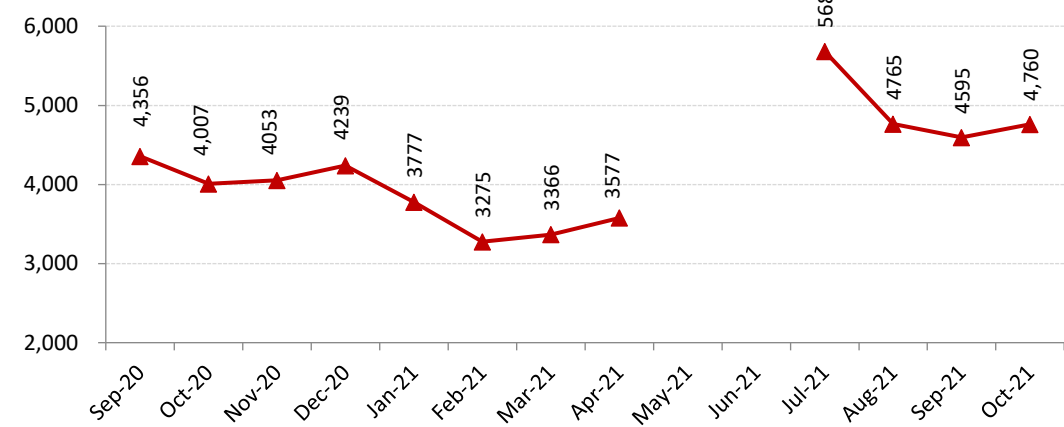
<sup>1</sup> Referrals include referrals meeting the eligibility criteria for child protection and welfare services, multiple reports of the same concern and referrals not meeting the eligibility criteria for child protection and welfare services. Referrals not meeting the eligibility criteria for child protection and welfare include: a request for diversion to another agency; a report in which there are no reasonable grounds for concern or no harm identified to a child indicated; a report that does not warrant a Tusla child protection and welfare led intervention (these could be children who need additional supports to stop problems or difficulties worsening but social work led intervention is not required and diversion to Prevention Partnership and Family Support is considered). This was clarified in guidance issued to staff in October 2019. Prior to October 2019, only referrals meeting the eligibility criteria for child protection and welfare services were counted, with the exception of a small number of areas.

# Child Protection & Welfare

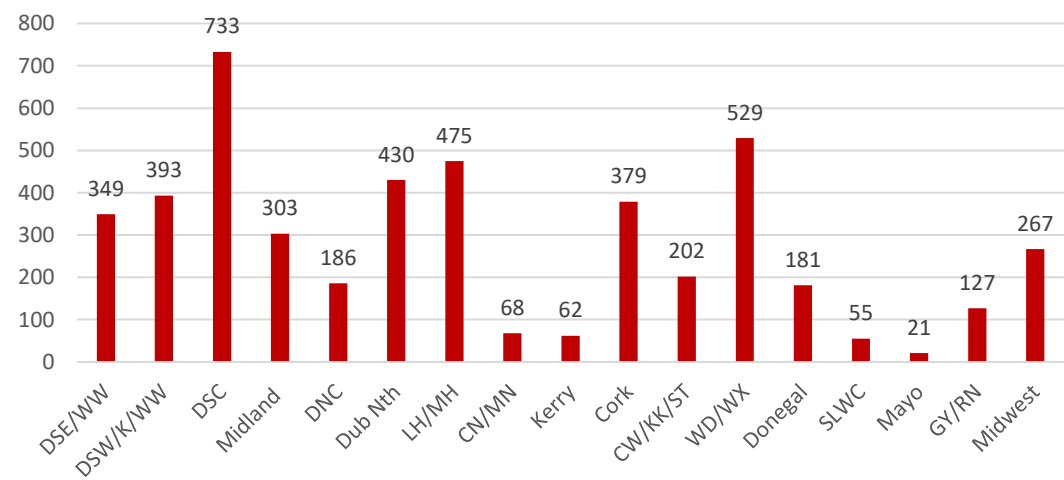
## Cases Awaiting Allocation of a Social Worker

- Cases awaiting allocation include cases held on duty, unallocated child protection and welfare cases including children in care
- **4,760 cases awaiting allocation of a social worker** at the end of October 2021, 165 (4%) more than September 2021 (4,595) and the first increase after two consecutive monthly decreases.
  - Cases awaiting allocation are up 12% (521) from December 2020 (4,239).
  - Cases awaiting allocation account for 22% of open cases (21,594), no change from September 2021.
  - 70% (3,342) of cases awaiting allocation at the end of October 2021 were “active on duty”. This means that actions were undertaken by dedicated duty teams or rotating social workers on a duty roster to progress the protection and welfare of the cases. Examples of actions undertaken include telephone calls relating to the concern, visits to see children, completing initial assessments and child in care reviews or care plans.
  - Highest number of cases awaiting allocation reported by Dublin South Central (733) followed by Waterford/Wexford (529), Louth/Meath (475), Dublin North (430), Dublin South West/Kildare West Wicklow (393) and Cork (379).
  - These six areas account for 62% (2,939) of cases awaiting allocation.
  - 434 cases awaiting allocation at the end of October 2021 were categorised as high priority, 10 fewer than September (444) and the third consecutive monthly decrease. High priority cases are up 58 (15%) from December 2020 (376).
  - High priority cases account for 9% of cases awaiting allocation.
  - 53% (2,530) of cases awaiting allocation were categorised at medium priority while the remaining 38% (1,796) were low priority.
  - Highest number of high priority cases reported by Louth/Meath (55) and Donegal (55) followed by Waterford/Wexford (49), Dublin South East/Wicklow (38), Midlands (34) and Midwest (31). These six areas account for 60% (262) of all high priority cases awaiting.

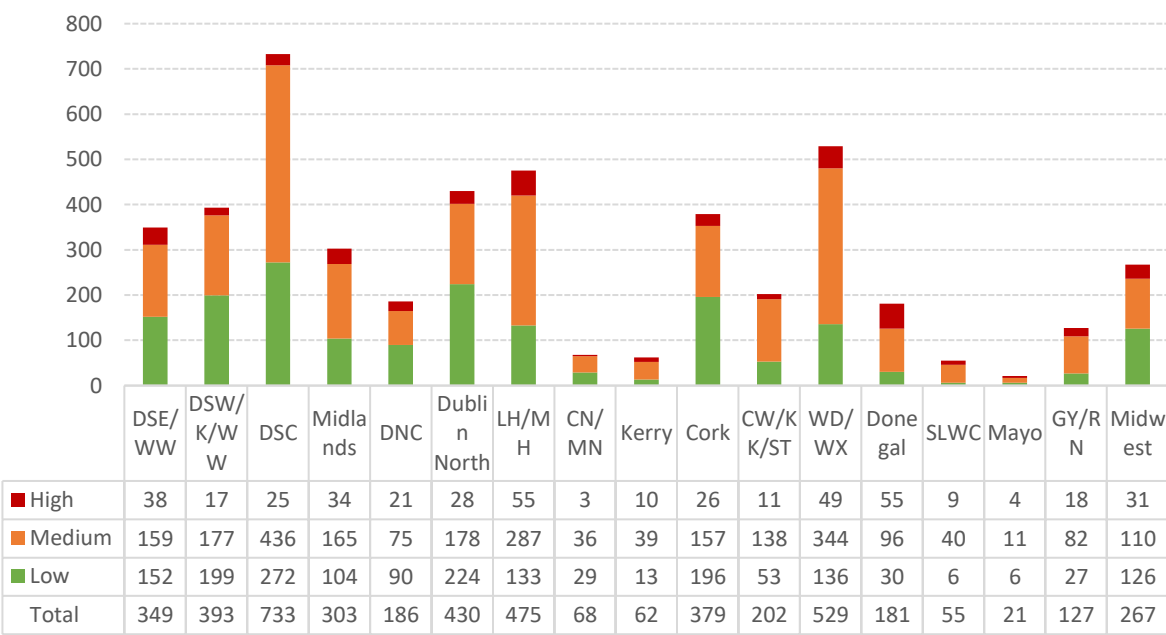
Open Cases Awaiting Allocation



Cases Awaiting Allocation by Area



Cases Awaiting by Priority Level, October 2021



# Child Protection & Welfare

## Cases Awaiting Allocation

- 11 areas reported an increase in unallocated cases from September 2021.
- Largest increases reported by Dublin North (up 79), Galway/Roscommon (up 47), Waterford/Wexford (up 42), Cavan/Monaghan (up 26), Sligo/Leitrim/West Cavan (up 21), Dublin South Central (up 18), Donegal (up 18) and Midlands (up 17). Largest decrease reported by Carlow/Kilkenny/South Tipperary (down 45) followed by Midwest (down 35), and Dublin South East/Wicklow (down 20).
- All but four areas (Dublin North, Dublin South West/Kildare/West Wicklow, Kerry and Midwest) had more cases awaiting allocation at the end of October 2021 than at the same time last year.
- Largest increases reported by Dublin South Central (up 336), Dublin South East/Wicklow (up 199), Midlands (up 185) and Louth / Meath (up 132).

- Largest decreases reported by Dublin North (down 553) and Dublin South West/Kildare/West Wicklow (down 78) and Kerry (down 71).
- Nationally 22% of open cases were unallocated at the end of October 2021. Seven areas reported a percentage equal to or higher than the national average of 22%. Highest percentage (47%) reported by Dublin South Central followed by Waterford/Wexford (31%), Dublin South East/Wicklow (30%), Louth/Meath (29%), Donegal (27%), Dublin South West/Kildare/West Wicklow (25%)

Area	Oct-20 # Unallocated	Oct-20 % Unallocated	Aug-21 # Unallocated	Sep-21 # Unallocated	Oct-21 # Unallocated	Oct-21 % Unallocated	Aug-Oct	Oct-2021 v Oct- 2020	% Δ	Oct-2021 v Sep 2021	% Δ2
DSE/WW	150	17%	297	369	349	30%		199	133%	-20	-5%
DSW/K/WW	471	25%	450	392	393	25%		-78	-17%	1	0%
DSC	397	29%	788	715	733	47%		336	85%	18	3%
Midlands	118	10%	248	286	303	18%		185	157%	17	6%
DNC	120	8%	208	186	186	10%		66	55%	0	0%
Dublin North	983	29%	339	351	430	18%		-553	-56%	79	23%
LH/MH	343	26%	528	479	475	29%		132	38%	-4	-1%
CN/MN	10	2%	39	42	68	12%		58	580%	26	62%
Kerry	133	22%	60	60	62	12%		-71	-53%	2	3%
Cork	271	12%	364	386	379	18%		108	40%	-7	-2%
CW/KK/ST	200	21%	218	247	202	23%		2	1%	-45	-18%
WD/WX	426	24%	499	487	529	31%		103	24%	42	9%
Donegal	88	13%	165	163	181	27%		93	106%	18	11%
SLWC	3	1%	30	34	55	15%		52	1733%	21	62%
Mayo	0	0%	15	16	21	5%		21		5	31%
GY/RN	25	2%	138	80	127	11%		102	408%	47	59%
Midwest	269	19%	379	302	267	20%		-2	-1%	-35	-12%
TOTAL	4,007	19%	4765	4595	4760	22%		753	19%	165	4%

Cases awaiting allocation include cases held on duty, unallocated child protection and welfare cases including children in care

# Child Protection & Welfare

## Summary Tables

Area	Referrals		Δ	Open Cases		Δ2	Allocated Cases		Δ3	Unallocated Cases		Δ4
	Sep 2021	Oct 2021		Sep 2021	Oct 2021		Sep 2021	Oct 2021		Sep 2021	Oct 2021	
DSE/WW	282	311	29	1,133	1,182	49	764	833	69	369	349	-20
DSW/K/WW	665	643	-22	1,545	1,593	48	1,153	1,200	47	392	393	1
DSC	369	373	4	1,606	1,566	-40	891	833	-58	715	733	18
Midlands	614	582	-32	1,627	1,697	70	1,341	1,394	53	286	303	17
DNC	421	381	-40	1,817	1,812	-5	1,631	1,626	-5	186	186	0
Dublin North	544	596	52	2,333	2,416	83	1,982	1,986	4	351	430	79
LH/MH	462	423	-39	1,594	1,642	48	1,115	1,167	52	479	475	-4
CN/MN	192	196	4	576	584	8	534	516	-18	42	68	26
Kerry	153	172	19	525	515	-10	465	453	-12	60	62	2
Cork	557	534	-23	2,146	2,076	-70	1,760	1,697	-63	386	379	-7
CW/KK/ST	392	338	-54	826	891	65	579	689	110	247	202	-45
WD/WX	481	410	-71	1,678	1,723	45	1,191	1,194	3	487	529	42
Donegal	202	159	-43	689	682	-7	526	501	-25	163	181	18
SLWC	97	169	72	307	357	50	273	302	29	34	55	21
Mayo	134	131	-3	378	428	50	362	407	45	16	21	5
GY/RN	353	393	40	1,059	1,110	51	979	983	4	80	127	47
Midwest	487	484	-3	1,317	1,320	3	1,015	1,053	38	302	267	-35
TOTAL	6405	6295	-110	21,156	21,594	438	16,561	16,834	273	4595	4760	165

High Priority				Medium Priority			Low Priority		
Area	Awaiting Sep 2021	Awaiting Oct 2021	Δ	Awaiting Sep 2021	Awaiting Oct 2021	Δ 2	Awaiting Sep 2021	Awaiting Oct 2021	Δ 3
DSE/WW	38	38	0	176	159	-17	155	152	-3
DSW/K/WW	14	17	3	161	177	16	217	199	-18
DSC	35	25	-10	429	436	7	251	272	21
Midlands	48	34	-14	150	165	15	88	104	16
DNC	28	21	-7	79	75	-4	79	90	11
Dublin North	24	28	4	184	178	-6	143	224	81
LH/MH	51	55	4	321	287	-34	107	133	26
CN/MN	2	3	1	34	36	2	6	29	23
Kerry	6	10	4	37	39	2	17	13	-4
Cork	17	26	9	155	157	2	214	196	-18
CW/KK/ST	2	11	9	197	138	-59	48	53	5
WD/WX	47	49	2	319	344	25	121	136	15
Donegal	54	55	1	72	96	24	37	30	-7
SLWC	8	9	1	17	40	23	9	6	-3
Mayo	6	4	-2	7	11	4	3	6	3
GY/RN	5	18	13	53	82	29	22	27	5
Midwest	59	31	-28	147	110	-37	96	126	30
TOTAL	444	434	-10	2538	2530	-8	1613	1796	183

# Retrospective Cases of Abuse

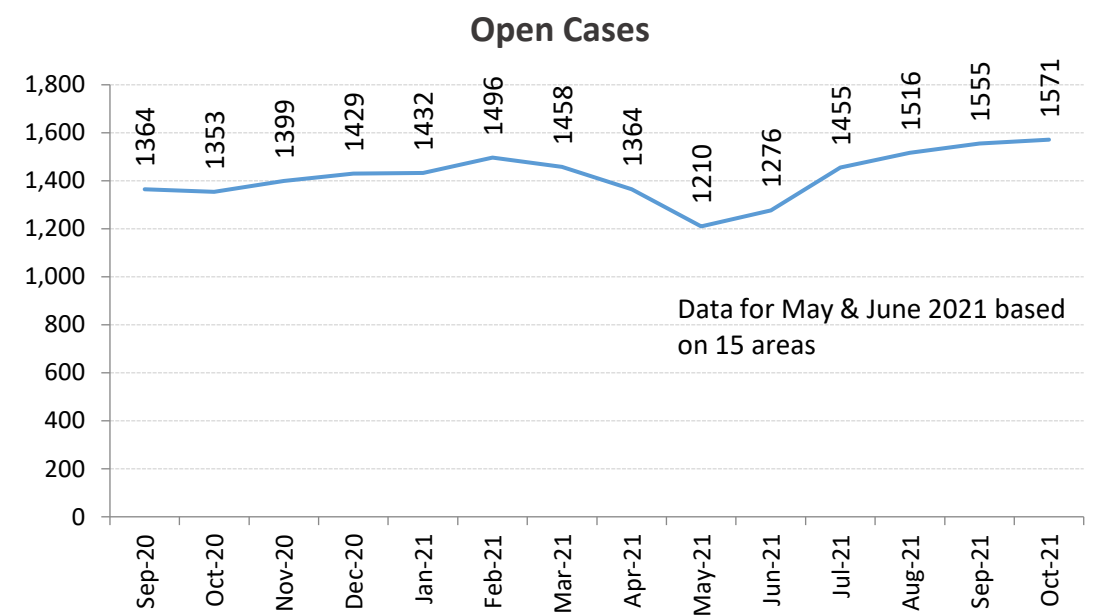
## Referrals

- **272 referrals of retrospective abuse** in October 2021, bringing the total number of referrals for the first nine months of 2021 to 2,656. At least 2,404 referrals received during the same period in 2020.

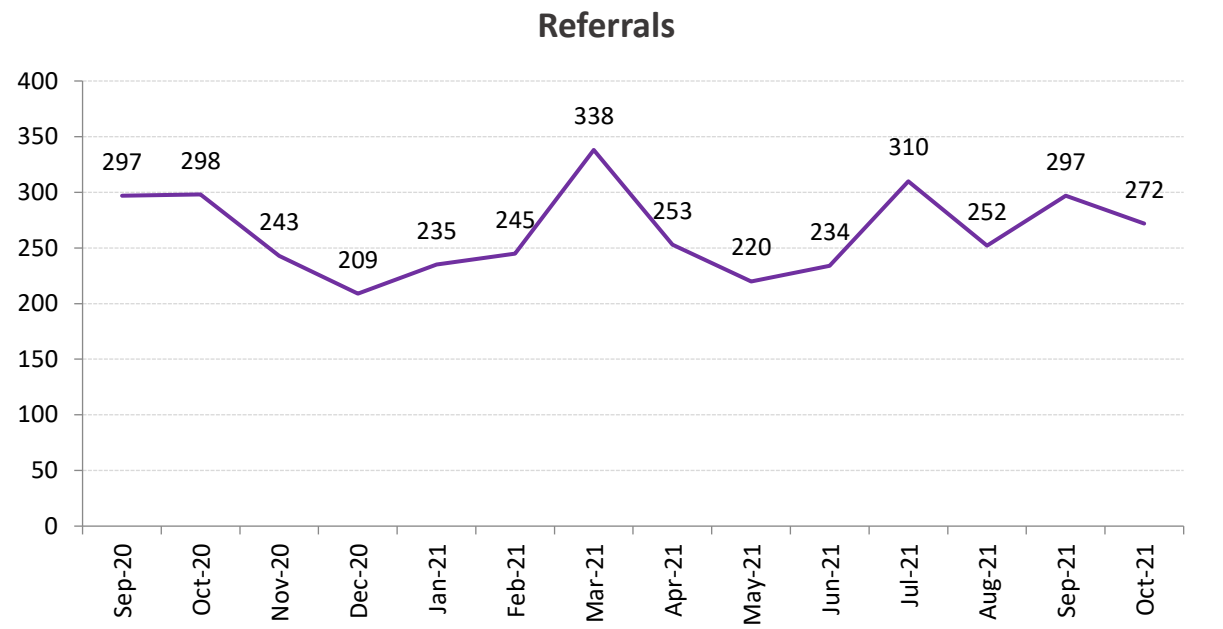
Data presented on retrospective cases of abuse (pages 8-10) for May and June 2021 is based on 15 areas. Data for Donegal and Sligo/Leitrim/West Cavan not available due to the impact of the cyber-attack.

## Open Cases

- **1,571 cases open to social work** at the end of October 2021, 16 more than September 2021 (1,555) and the highest number for the period September 2020 – October 2021. Open cases up 218 (16%) on October 2020 (1,353).

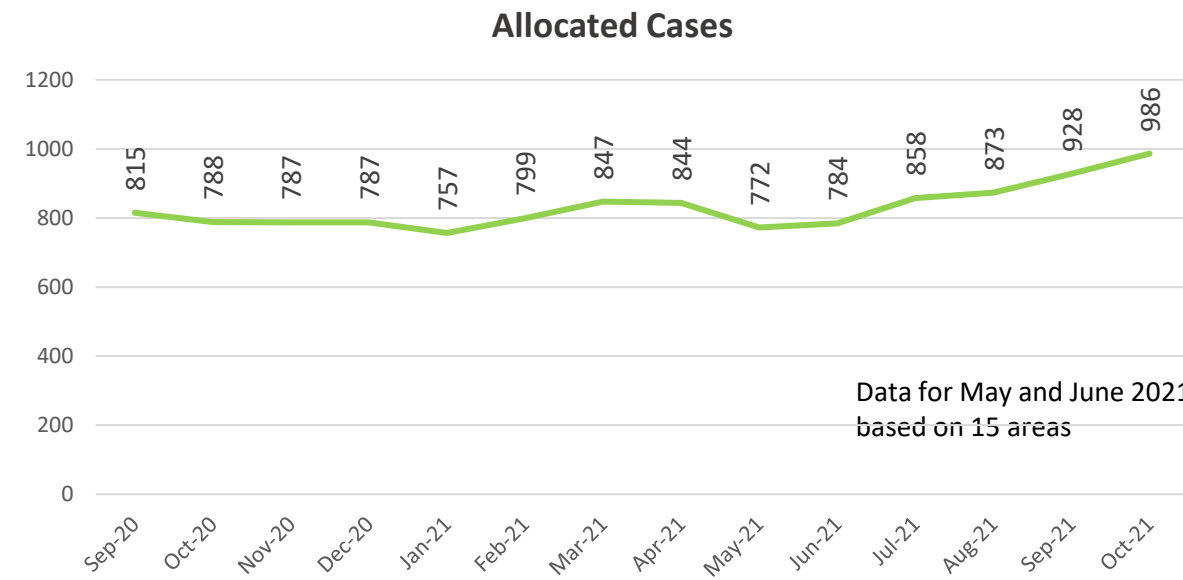


**Note: all data on cases of retrospective abuse needs to be interpreted with caution due to concerns about the consistent interpretation of definitions.**



## Allocated Cases

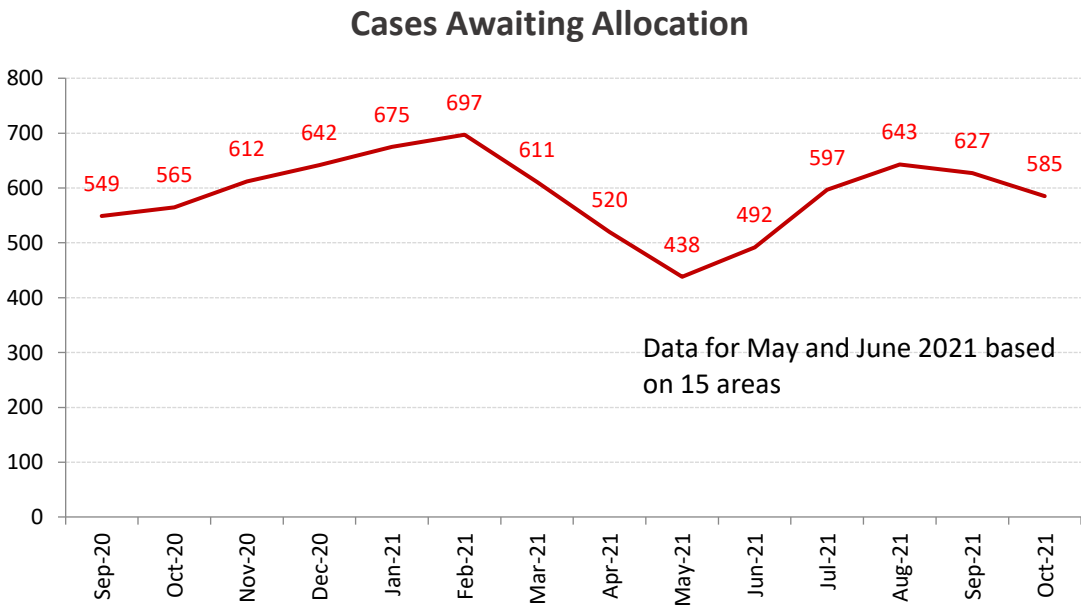
- **986 cases allocated to a social worker** at the end of October 2021, 58 (6%) more than September 2021 (928) and the highest number for the period September 2020 – October 2021.
- Allocated cases account for 63% of open cases, up three percentage points from the end of September 2021 (60%).



# Retrospective Cases of Abuse

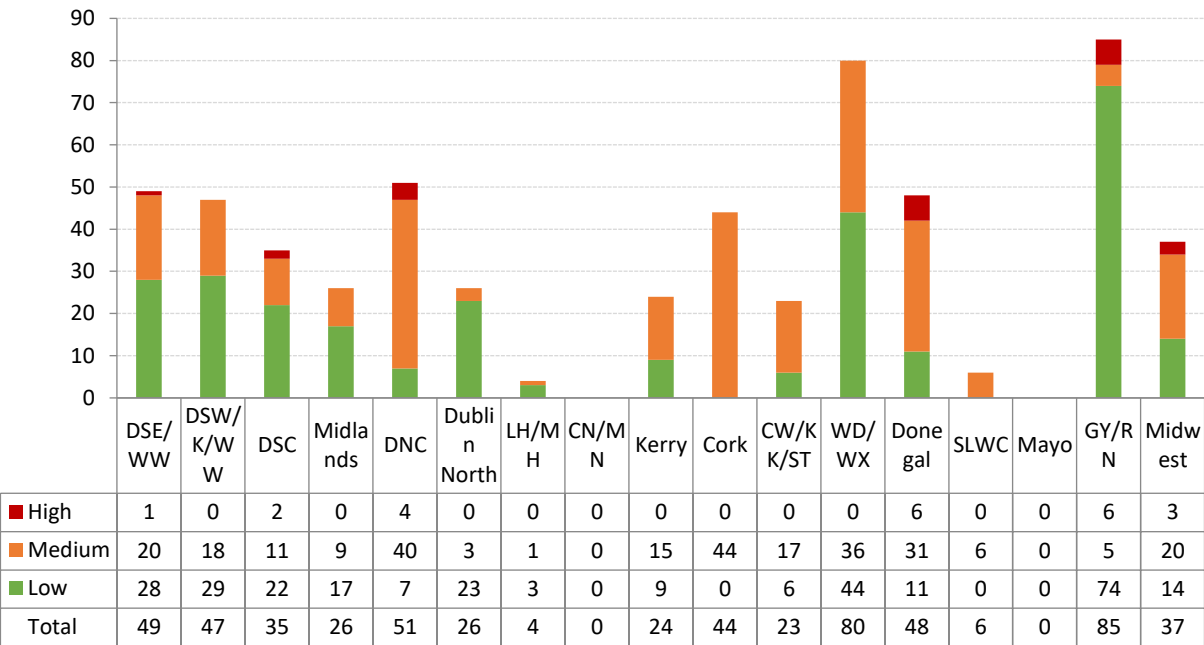
## Cases Awaiting Allocation of a Social Worker

- **585 cases awaiting allocation** at the end of October 2021, 42 fewer than September 2021 (627). Second consecutive decrease.
- Cases awaiting allocation are down 57 (9%) on Dec 2020 (642).
- Cases awaiting allocation account for 37% of open cases, down from 40% at the end of September 2021.
- Highest number of cases awaiting in Galway/Roscommon (85) followed by Waterford/Wexford (80), Dublin North City (51), Dublin South East/Wicklow (49), Donegal (48) and Dublin South West/Kildare/West Wicklow (47). These six areas account for 62% (360) of cases awaiting allocation. Two areas (Cavan/Monaghan and Mayo) have no cases awaiting allocation.

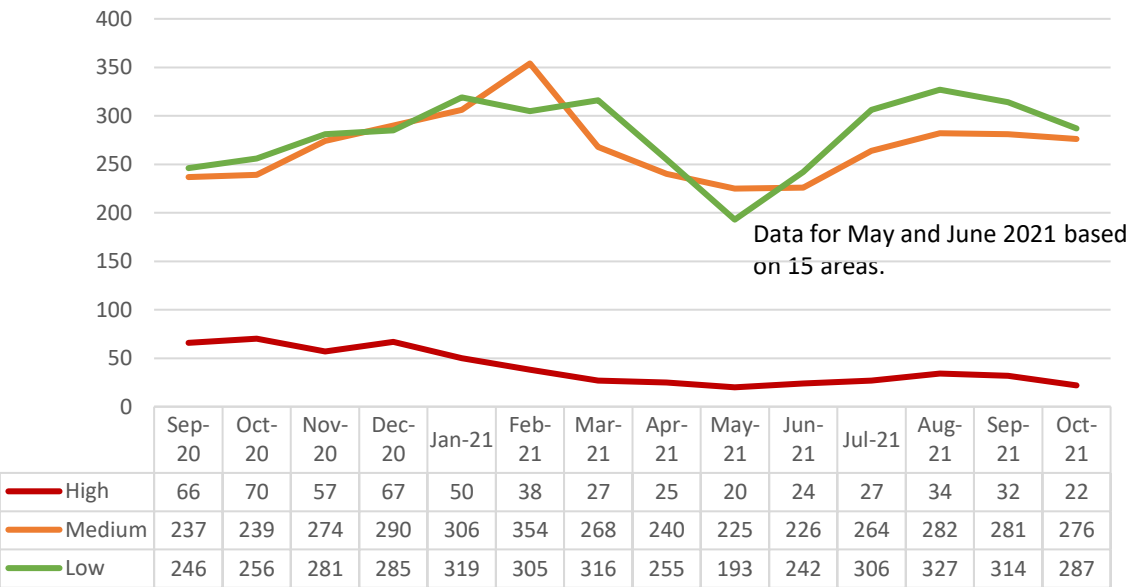


- **22 high priority cases awaiting allocation** at the end of October 2021, 10 fewer than September 2021 (32).
- High priority cases accounted for 4% of cases awaiting allocation at the end of October 2021 (585).
- High priority cases are reported by six areas with the highest numbers reported by Galway/Roscommon (6) and Donegal (6).

## Retrospective Cases of Abuse Awaiting Allocation by Priority Level, October 2021





















## Cases Awaiting Allocation by Priority Status



# Retrospective Cases of Abuse

- **7 areas reported an increase** in cases awaiting allocation from September 2021. Largest increase reported by Galway/Roscommon (up 17) followed by Dublin South Central (up 8), Carlow/Kilkenny/South Tipperary (up 6) and Midwest (up 6).
- **7 areas reported an decrease** with the largest decrease reported by Waterford/Wexford (down 44) followed by Kerry (down 14), Cork (down 10) and Dublin North (down 8).
- The remaining three areas (Midlands, Cavan/Monaghan and Mayo) reported no change.
- 37% (585) of open cases are awaiting allocation nationally, with eight areas reporting a percentage equal to or higher than the national average. Highest percentages reported by Galway/Roscommon (68%), Donegal (67%), Dublin South Central (66%) and Dublin South East/Wicklow (63%).

- 6 areas had more cases awaiting allocation at the end of October 2021 than October 2020, while eight areas had fewer cases. Two areas (Cavan/Monaghan and Mayo) had no cases awaiting allocation at the end of either month.

Area	Oct-20 # Unallocated	Oct-20 % Unallocated	Aug-21 # Unallocated	Sep-21 # Unallocated	Oct-21 # Unallocated	Oct-21 % Unallocated	Aug-Oct	Oct-2021 v Oct- 2020	% Δ	Oct-2021 v Sep 2021	% Δ2
DSE/WW	20	100%	34	45	49	63%		29	145%	4	9%
DSW/K/WW	47	60%	64	53	47	39%		0	0%	-6	-11%
DSC	46	54%	29	27	35	66%		-11	-24%	8	30%
Midlands	0	0%	19	26	26	43%		26		0	0%
DNC	42	42%	37	49	51	35%		9	21%	2	4%
Dublin North	28	21%	35	34	26	17%		-2	-7%	-8	-24%
LH/MH	5	9%	3	6	4	13%		-1	-20%	-2	-33%
CN/MN	0	0%	0	0	0	0%		0		0	
Kerry	0	0%	47	38	24	30%		24		-14	-37%
Cork	51	28%	85	54	44	29%		-7	-14%	-10	-19%
CW/KK/ST	62	82%	22	17	23	43%		-39	-63%	6	35%
WD/WX	88	65%	120	124	80	45%		-8	-9%	-44	-35%
Donegal	59	82%	51	53	48	67%		-11	-19%	-5	-9%
SLWC	1	7%	6	2	6	27%		5	500%	4	200%
Mayo	0	0%	0	0	0	0%		0		0	
GY/RN	73	72%	67	68	85	68%		12	16%	17	25%
Midwest	43	38%	24	31	37	28%		-6	-14%	6	19%
<b>TOTAL</b>	<b>565</b>	<b>42%</b>	<b>643</b>	<b>627</b>	<b>585</b>	<b>37%</b>		<b>20</b>	<b>4%</b>	<b>-42</b>	<b>-7%</b>

# Retrospective Cases of Abuse

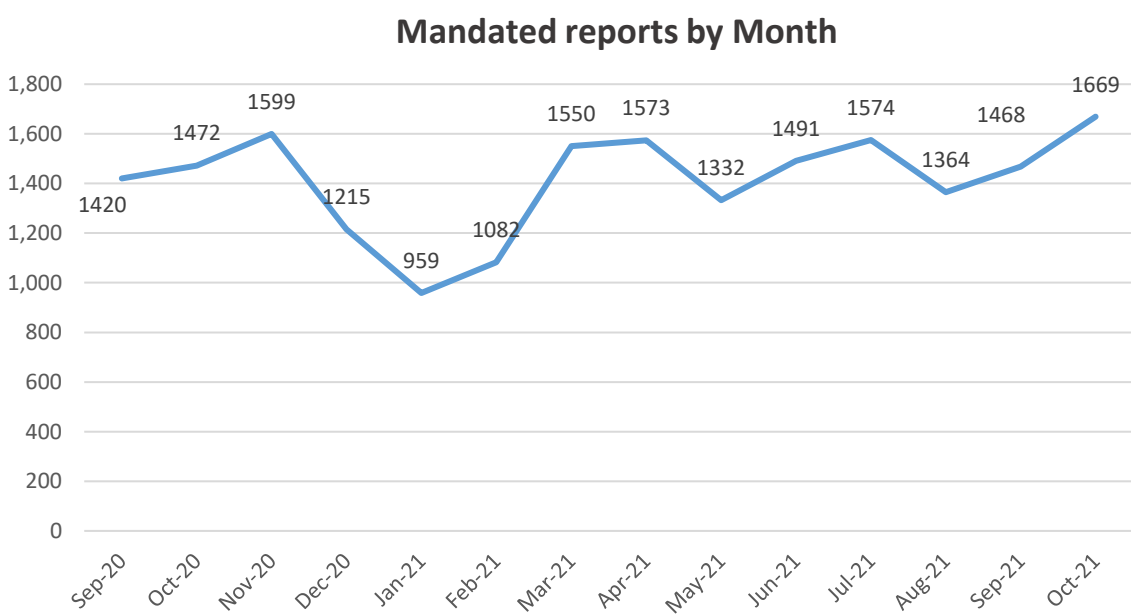
## Summary Tables

Referrals				Open Cases			Allocated Cases			Unallocated Cases		
Area	Sep 2021	Oct 2021	Δ	Sep 2021	Oct 2021	Δ2	Sep 2021	Oct 2021	Δ3	Sep 2021	Oct 2021	Δ4
DSE/WW	11	20	9	67	78	11	22	29	7	45	49	4
DSW/K/WW	4	14	10	107	121	14	54	74	20	53	47	-6
DSC	12	13	1	43	53	10	16	18	2	27	35	8
Midlands	32	20	-12	56	61	5	30	35	5	26	26	0
DNC	35	8	-27	151	147	-4	102	96	-6	49	51	2
Dublin North	19	16	-3	165	152	-13	131	126	-5	34	26	-8
LH/MH	17	22	5	27	31	4	21	27	6	6	4	-2
CN/MN	15	5	-10	56	59	3	56	59	3	0	0	0
Kerry	12	4	-8	91	80	-11	53	56	3	38	24	-14
Cork	38	34	-4	161	154	-7	107	110	3	54	44	-10
CW/KK/ST	11	16	5	49	54	5	32	31	-1	17	23	6
WD/WX	51	35	-16	217	179	-38	93	99	6	124	80	-44
Donegal	1	2	1	72	72	0	19	24	5	53	48	-5
SLWC	1	2	1	28	22	-6	26	16	-10	2	6	4
Mayo	6	18	12	43	51	8	43	51	8	0	0	0
GY/RN	20	22	2	102	125	23	34	40	6	68	85	17
Midwest	12	21	9	120	132	12	89	95	6	31	37	6
TOTAL	297	272	-25	1555	1571	16	928	986	58	627	585	-42

High Priority				Medium Priority			Low Priority		
Area	Awaiting Sep 2021	Awaiting Oct 2021	Δ	Awaiting Sep 2021	Awaiting Oct 2021	Δ 2	Awaiting Sep 2021	Awaiting Oct 2021	Δ 3
DSE/WW	0	1	1	20	20	0	25	28	3
DSW/K/WW	3	0	-3	23	18	-5	27	29	2
DSC	1	2	1	10	11	1	16	22	6
Midlands	1	0	-1	9	9	0	16	17	1
DNC	4	4	0	38	40	2	7	7	0
Dublin North	0	0	0	7	3	-4	27	23	-4
LH/MH	2	0	-2	2	1	-1	2	3	1
CN/MN	0	0	0	0	0	0	0	0	0
Kerry	0	0	0	13	15	2	25	9	-16
Cork	0	0	0	54	44	-10	0	0	0
CW/KK/ST	0	0	0	11	17	6	6	6	0
WD/WX	0	0	0	43	36	-7	81	44	-37
Donegal	6	6	0	33	31	-2	14	11	-3
SLWC	0	0	0	2	6	4	0	0	0
Mayo	0	0	0	0	0	0	0	0	0
GY/RN	8	6	-2	1	5	4	59	74	15
Midwest	7	3	-4	15	20	5	9	14	5
TOTAL	32	22	-10	281	276	-5	314	287	-27

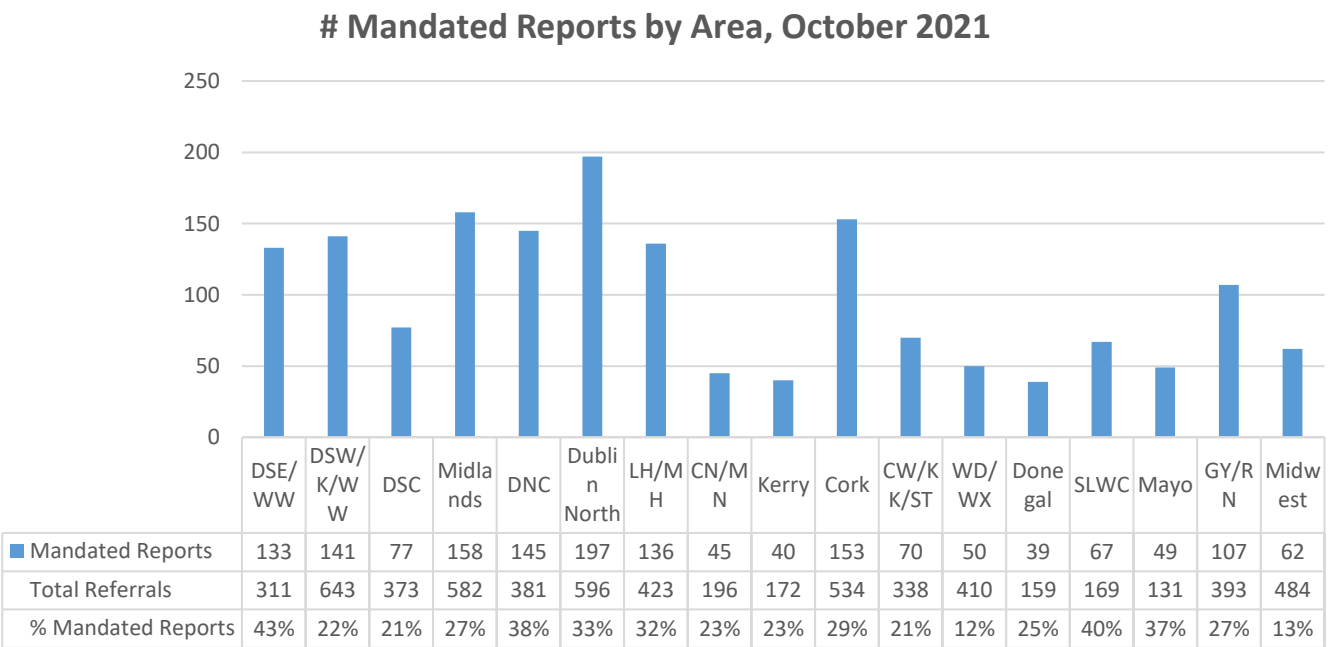
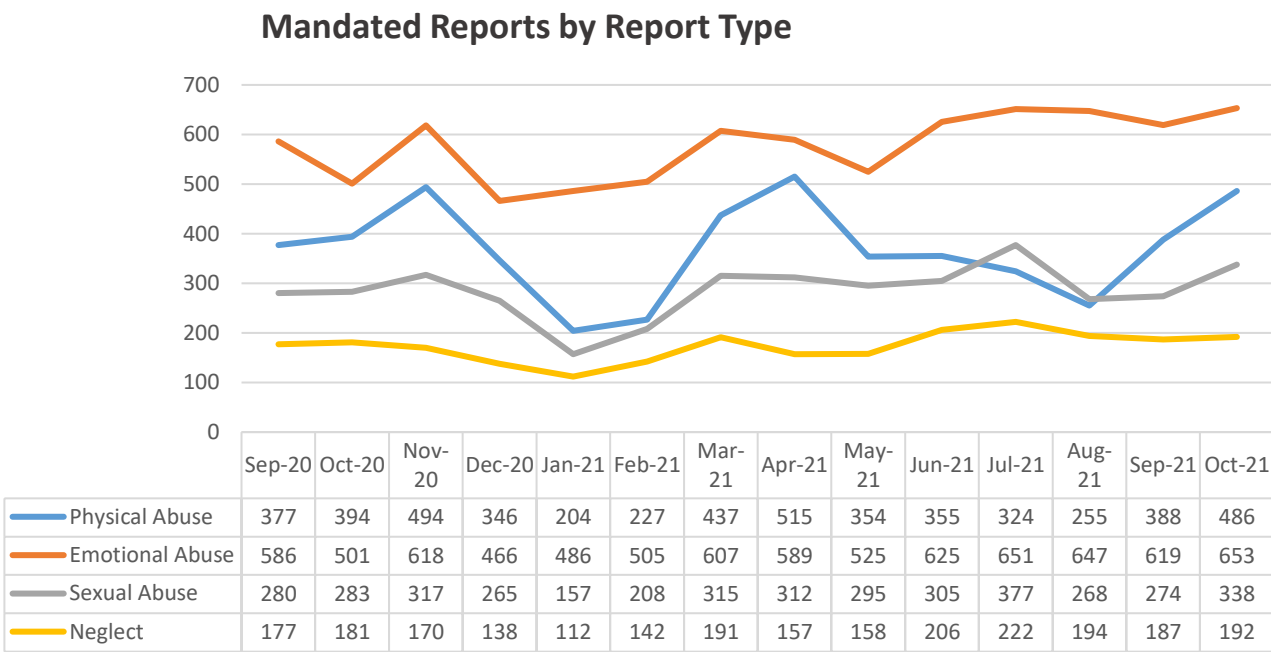
# Mandated Reports<sup>1</sup> – Child Protection & Welfare

- **1,669 mandated reports of abuse** received in October 2021. Brings to 14,062 the number of reports for the first 10 months of 2021 (provisional figure). *It should be noted that the data presented is based on mandated logged on NCCIS at the time is extracted for reporting. Referrals logged after the date the data is extracted are not included, nor are figures updated retrospectively. Hence it is likely that the actual number of referrals for each of the months shown may be slightly higher.*
- Mandated reports accounted for 27% (1,669) of all referrals received (6,295) in October 2021.



- The number of mandated reports for October 2021, by area ranged from 40 (Kerry) to 197 (Dublin North).
- As a percentage of referrals, the highest percentage (43%) was reported by Dublin South East/Wicklow followed by Sligo/Leitrim/West Cavan (40%) and Dublin North City (38%).
- The lowest percentage was reported by Waterford/Wexford (12%) followed by Midwest (13%),

- Highest number of reports for October 2021 for emotional abuse (653; 39%) followed by physical abuse (486; 29%), sexual abuse (338; 20%) and neglect (192; 12%).  
*Category of abuse not available for, 113 reports for October 2020*



<sup>1</sup> Mandated reports are included in the data on referrals (slide 4)

# Mandated Reports – Child Protection & Welfare

## Source of Reports

- Highest number of reports for October 2021 from An Garda Síochána (679; 41%) followed by teachers (349; 21%), social workers (165; 10%), social care workers (77; 5%), safeguarding officer (75; 4%) and medical practitioners (64; 4%).
- These six sources account for 84% (1,409) of reports for October 2021.
- The highest number of reports year to date has been from An Garda Síochána (6,197; 44%) followed by teachers (1,846; 13%), social workers (1,814; 13%); social care workers (758; 5%), medical practitioners (607; 4%), safeguarding officers (597; 4%) and managers of domestic violence shelters (431; 3%).
- These seven sources account for 87% (12,250) of all reports.

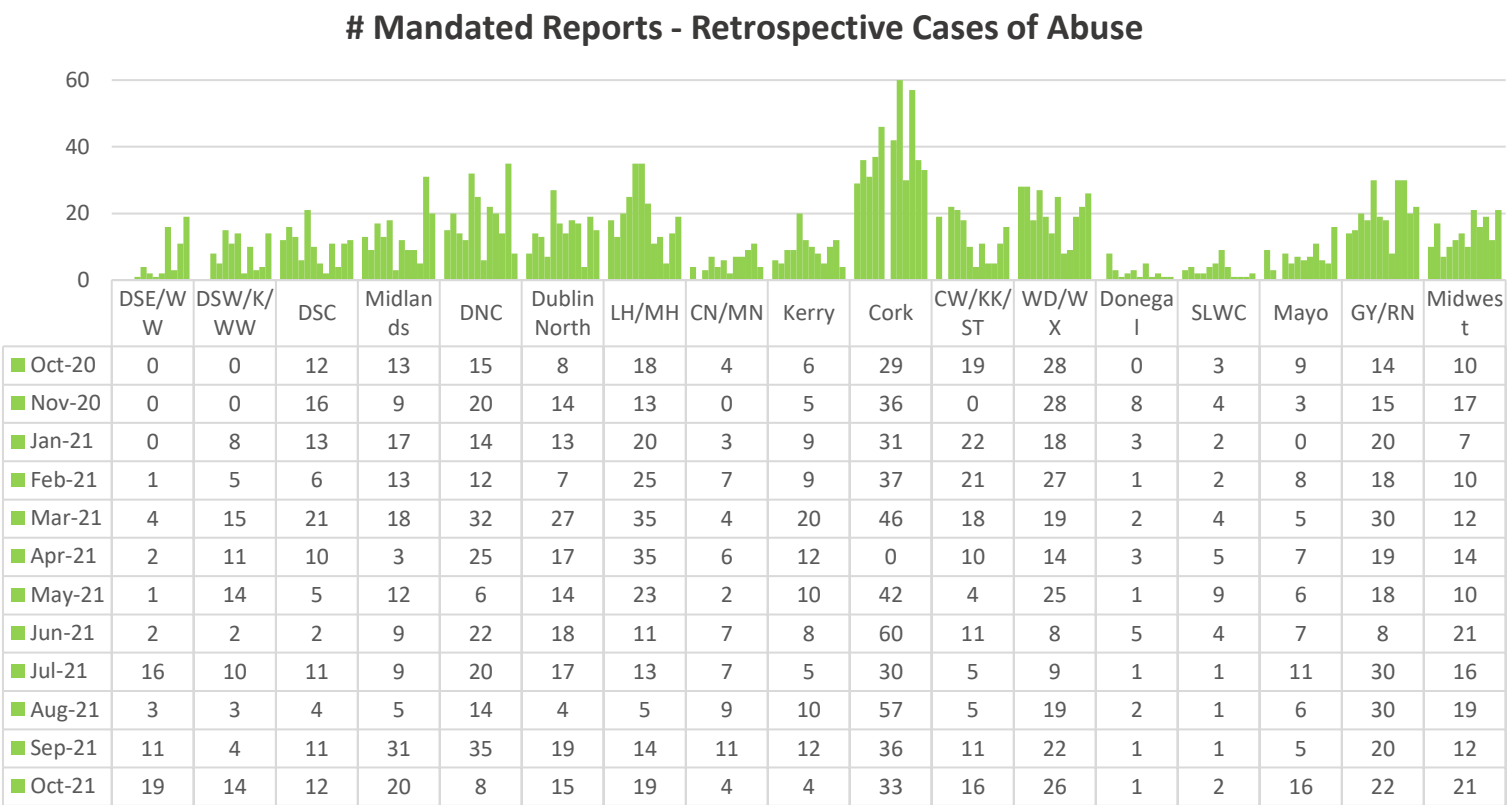
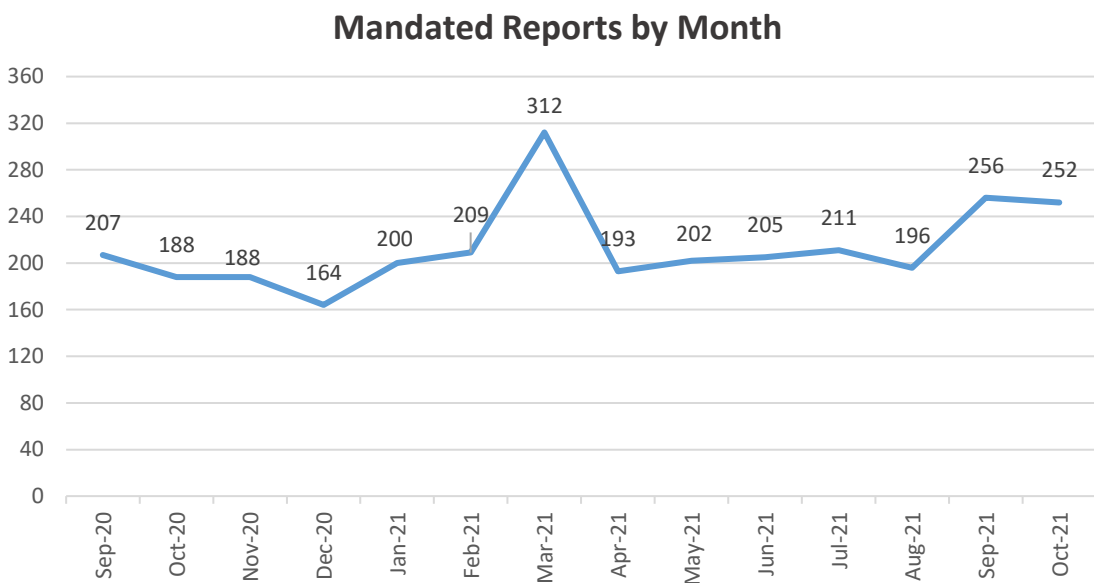
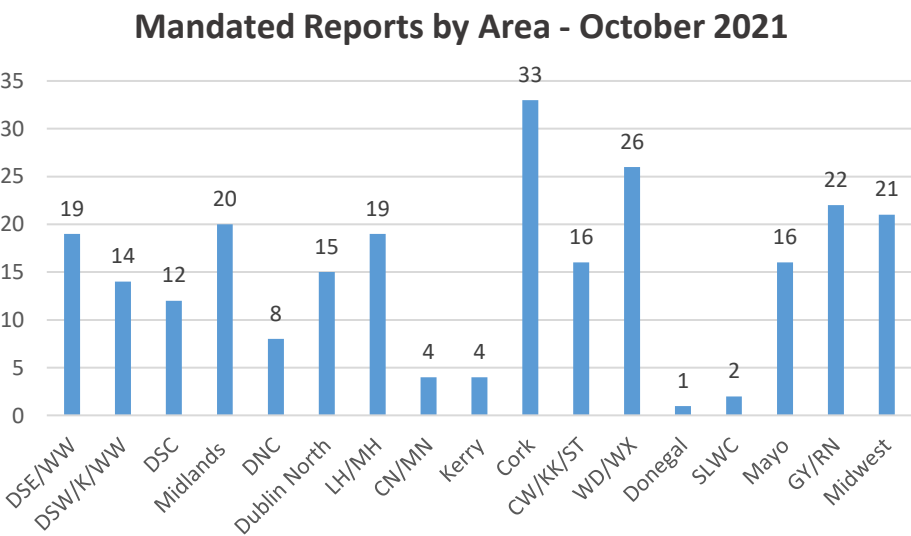
\*Values <5 suppressed

Source	# Oct 2021	% Oct 2021	Total 2021 YTD	% Total 2021 YTD
Medical practitioner (Registered)	64	3.83%	607	4.32%
Nurse or registered midwife (Registered)	32	1.92%	288	2.05%
Physiotherapist (Registered)	*	*	78	0.55%
Speech & language therapist (Registered)	9	0.54%	34	0.24%
Occupational therapist (Registered)	5	0.30%	32	0.23%
Registered dentist	*	*	6	0.04%
Psychologist who practises as such and who is eligible for registration	35	2.10%	372	2.65%
Social care worker who practises as such and who is eligible for registration	77	4.61%	758	5.39%
Social worker who practises as such and who is eligible for registration	165	9.89%	1814	12.90%
EMT, paramedic and advanced paramedic registered with the Pre-Hospital Emergency Care Council	*	*	19	0.14%
Probation officer within the meaning of section 1 of the Criminal Justice (Community Service) Act 1983.	0	0.00%	44	0.31%
Teacher registered with the Teaching Council.	349	20.91%	1846	13.13%
An Garda Síochána Member	679	40.68%	6197	44.07%
Guardian ad litem appointed in accordance with section 26 of the Child Care Act 1991	*	*	25	0.18%
Domestic violence shelter manager	57	3.42%	431	3.06%
Homeless provision or emergency accommodation facility manager	25	1.50%	119	0.85%
Asylum seeker accommodation (direct provision) centre manager	*	*	35	0.25%
Addiction counsellor employed by a body funded, wholly or partly, out of moneys provided by the Oireachtas	*	*	17	0.12%
Psychotherapist or a person providing counselling who is registered with one of the voluntary professional bodies	44	2.64%	335	2.38%
Language school or other recreational school where children reside away from home manager	0	0.00%	*	*
Clergy member (howsoever described) or pastoral care worker (howsoever described) of a church or other religious community;	*	*	7	0.05%
Institution where a child is detained by an order of a court (Director)	0	0.00%	*	*
Safeguarding officer, child protection officer or other person (howsoever described) who is employed for the purpose of performing the child welfare and protection function of religious, sporting, recreational, cultural, educational and other bodies and organisations offering services to children;	75	4.49%	597	4.25%
Child care staff member employed in a pre-school service within the meaning of Part VIIA of the Child Care Act 1991;	*	*	47	0.33%
Youth work service - person responsible for the care or management within the meaning of section 2 of the Youth Work Act 2001	9	0.54%	93	0.66%
Youth worker holds a professional qualification and who is employed in a youth work service	20	1.20%	184	1.31%
Foster carer registered with the Agency.	*	*	41	0.29%
Pre-school service within the meaning of Part VIIA of the Child Care Act 1991.	5	0.30%	29	0.21%
<b>Total (includes suppressed values)</b>	<b>1,669</b>	<b>100%</b>	<b>14,062</b>	<b>100.00%</b>

# Mandated Reports<sup>1</sup> – Retrospective Abuse

- **252 mandated reports of retrospective abuse** in October 2021. Brings to 2,236 the number of reports for the first 10 months of 2021.
- Mandated reports accounted for 93% (252) of all reports of retrospective abuse received in October 2021 (272).
- The majority (92%; 232) of mandated reports for October 2021 were for sexual abuse.

- Highest number of mandated reports (33) reported by Cork followed by Waterford/Wexford (26) and Galway/Roscommon (22).



<sup>1</sup> Mandated reports are included in the data on referrals (slide 8)

# Mandated Reports – Retrospective Abuse

## Source of Reports

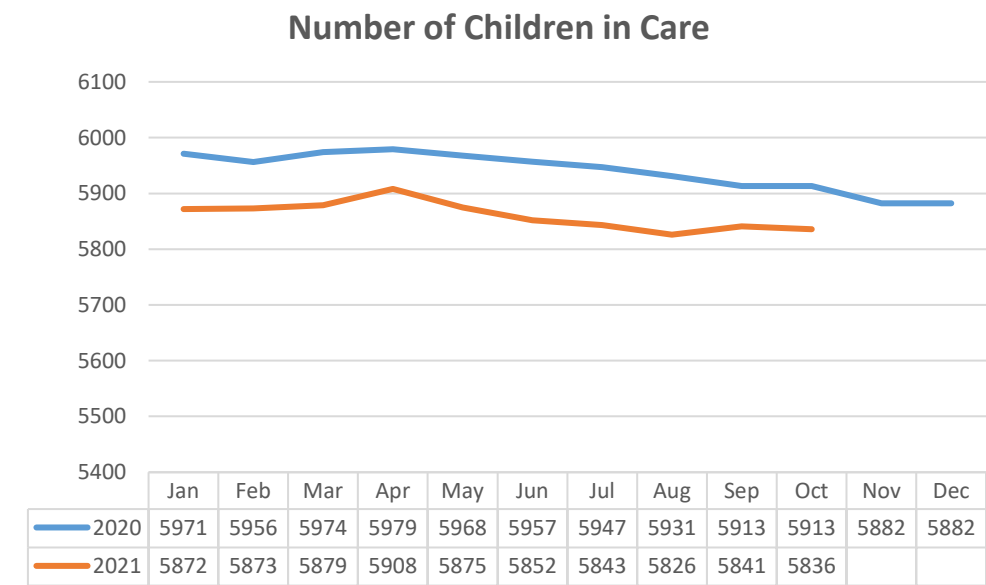
- Highest number of reports for October 2021 from An Garda Síochána (83; 33%) followed by psychotherapists (45; 18%), social workers (42; 17%), psychologists (27; 11%) and medical practitioners (16; 6%). These five sources account for 85% (213) of all reports received.
- The highest number of reports year to date has been from An Garda Síochána (620; 28%) followed by psychotherapists (447; 20%), social workers (329; 15%), psychologists (212; 9%), medical practitioners (166; 7%) and safeguarding officers (122; 5%). These six sources account for 85% (1,896) of all reports received.

\*Values <5 suppressed

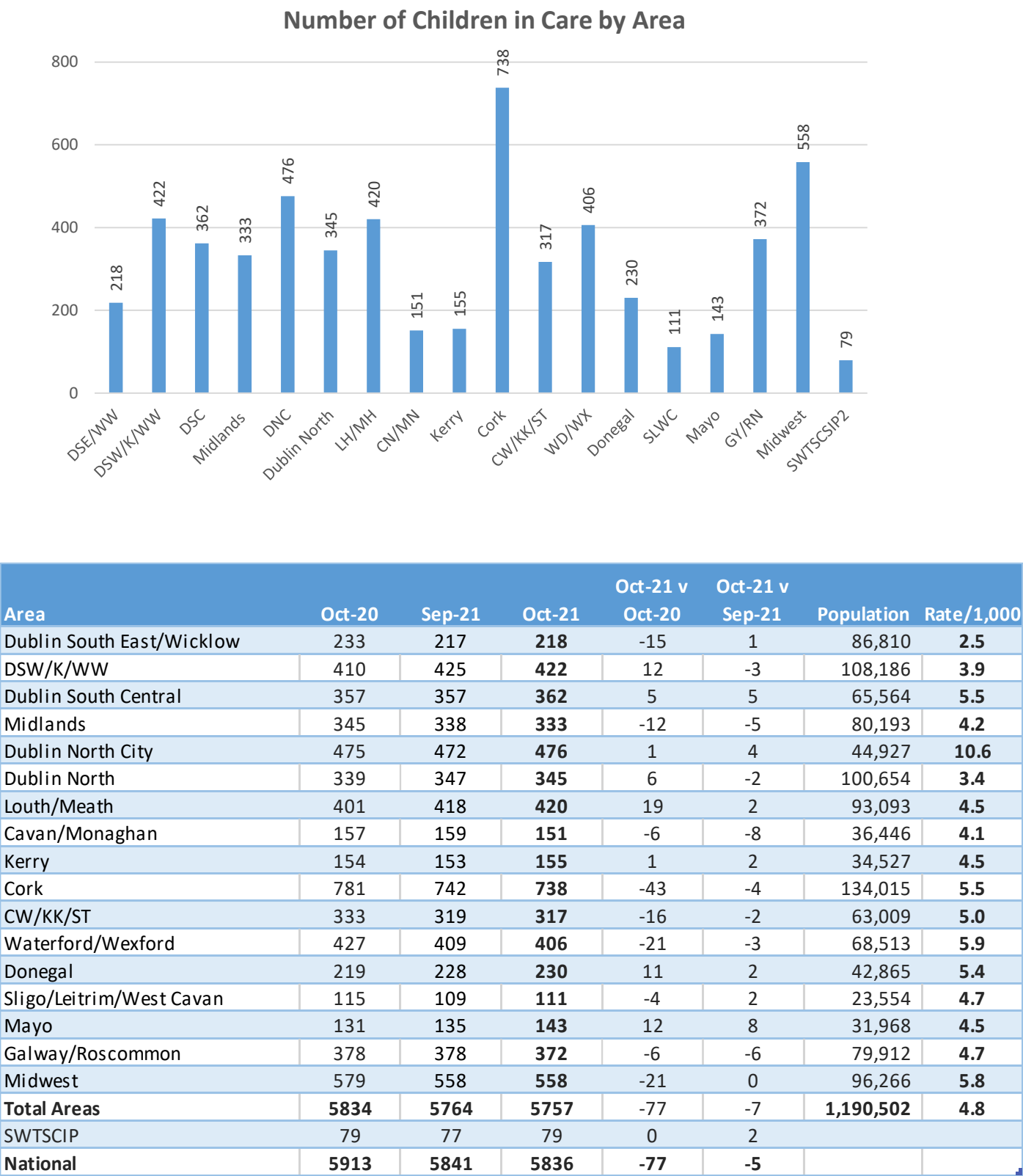
Source	# Oct 2021	% Oct 2021	Total 2021 YTD	% Total 2021 YTD
Medical practitioner (Registered)	16	6.35%	166	7.42%
Nurse or registered midwife (Registered)	7	2.78%	105	4.70%
Physiotherapist (Registered)	0	0.00%	22	0.98%
Speech & language therapist (Registered)	0	0.00%	*	*
Occupational therapist (Registered)	*	*	10	0.45%
Registered dentist	0	0.00%	*	*
Psychologist who practises as such and who is eligible for registration	27	10.71%	212	9.48%
Social care worker who practises as such and who is eligible for registration	5	1.98%	37	1.65%
Social worker who practises as such and who is eligible for registration	42	16.67%	329	14.71%
EMT, paramedic and advanced paramedic registered with the Pre-Hospital Emergency Care Council	0	0.00%	*	*
Probation officer within the meaning of section 1 of the Criminal Justice (Community Service) Act 1983.	6	2.38%	36	1.61%
Teacher registered with the Teaching Council.	*	*	18	0.81%
An Garda Síochána Member	83	32.94%	620	27.73%
Guardian ad litem appointed in accordance with section 26 of the Child Care Act 1991	0	0.00%	11	0.49%
Domestic violence shelter manager	*	*	5	0.22%
Homeless provision or emergency accommodation facility manager	*	*	15	0.67%
Asylum seeker accommodation (direct provision) centre manager	0	0.00%	*	*
Addiction counsellor employed by a body funded, wholly or partly, out of moneys provided by the Oireachtas	*	*	24	1.07%
Psychotherapist or a person providing counselling who is registered with one of the voluntary professional bodies	45	17.86%	447	19.99%
Language school or other recreational school where children reside away from home manager	0	0.00%	5	0.22%
Clergy member (howsoever described) or pastoral care worker (howsoever described) of a church or other religious community;	0	0.00%	38	1.70%
Institution where a child is detained by an order of a court (Director)	0	0.00%	*	*
Safeguarding officer, child protection officer or other person (howsoever described) who is employed for the purpose of performing the child welfare and protection function of religious, sporting, recreational, cultural, educational and other bodies and organisations offering services to children;	11	4.37%	122	5.46%
Child care staff member employed in a pre-school service within the meaning of Part VIIA of the Child Care Act 1991;	0	0.00%	*	*
Youth work service - person responsible for the care or management within the meaning of section 2 of the Youth Work Act 2001	0	0.00%	*	*
Youth worker holds a professional qualification and who is employed in a youth work service	0	0.00%	*	*
Foster carer registered with the Agency.	0	0.00%	0	0.00%
Pre-school service within the meaning of Part VIIA of the Child Care Act 1991.	0	0.00%	*	*
Total (includes suppressed values)	252	100.00%	2236	100.00%

# Children in Care

- **5,836 children in care at the end of October 2021**; five fewer than September 2021 (5,841)
- 77 fewer children in care than the same time last year (5,913).
- 65% (3,784) of children in care are in general foster care, 25% (1,477) are in relative foster care, 8% (450) are in residential care and 2% (125) are in “other” care placements.
- 16 (4%) of the 450 children in residential placements are in special care

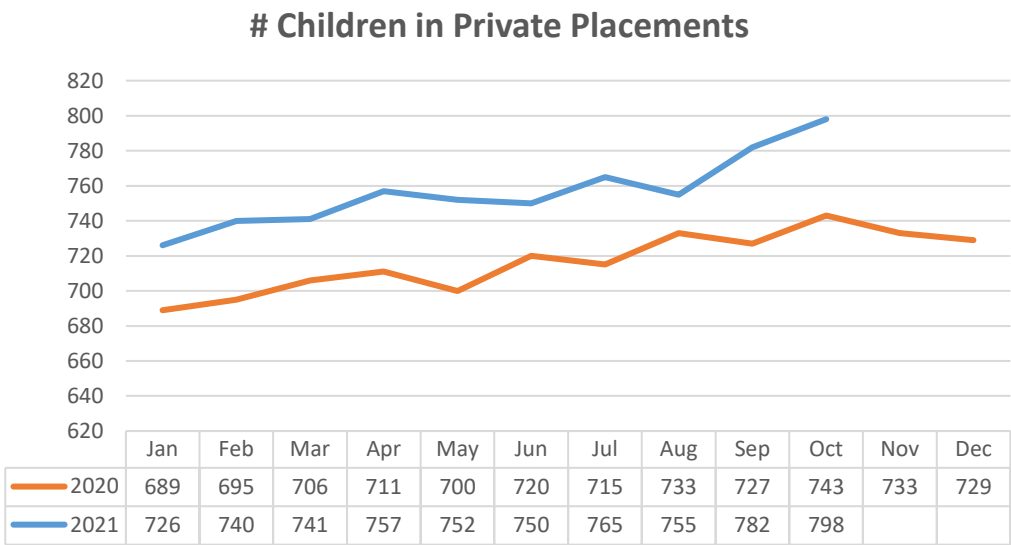


- Highest number of children in care reported by Cork (738) followed by Midwest (558) and Dublin North City (476).
- Fewest number reported by the Social Work Team for Separated Children Seeking International Protection (79) followed by Sligo/Leitrim West Cavan (111) and Mayo (143).
- Highest rate of children in care per 1,000 children was reported by Dublin North City (10.6/1,000) followed by Waterford/Wexford (5.9/1,000) and Midwest (5.8/1,000). Lowest rate reported by Dublin South East/Wicklow (2.5/1,000) followed by Dublin North (3.4/1,000) and Dublin South West/Kildare/West Wicklow (3.9/1,000).
- Seven areas reported a percentage equal to or higher than the national average of 4.8/1,000 children.



# Children in Care

- **798 (14%) children in care at the end of October 2021 were in placements with private providers**; 16 (2%) more than September 2021 (782) and the highest number for the period Jan 2020 – October 2021.
- There were 55 (7%) more children in care in placements with private providers at the end of October 2021 than at the end of October 2020 (743).

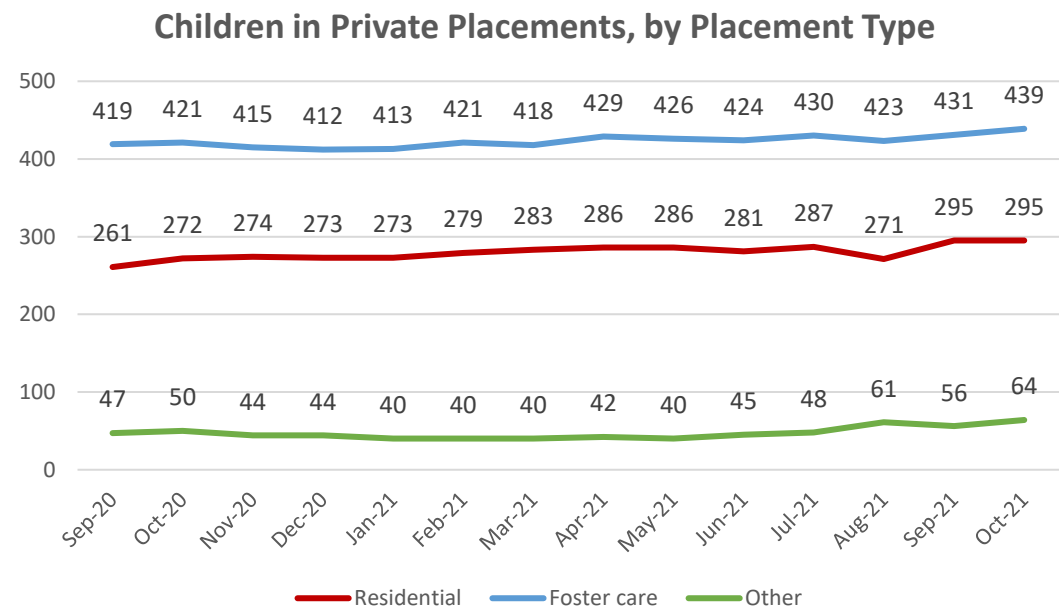


- 55% (439) of children in placements with private providers were in **foster care**, eight more than September 2021 (431). This number (439) is up 18 (4%) on October 2020 (421)
- 37% (295) of children in placements with private providers were in **residential care**, no change from September 2021 (295). This number (295) is up 23 (8%) on October 2020 (272).

- Highest number of children in placements with private providers reported by Dublin South Central (110) followed by Dublin South West/Kildare/West Wicklow (105), Dublin North City (86), Dublin North (86), Cork (74) and Midlands (66). These six areas account for 66% (527) of all children in placements with private providers.

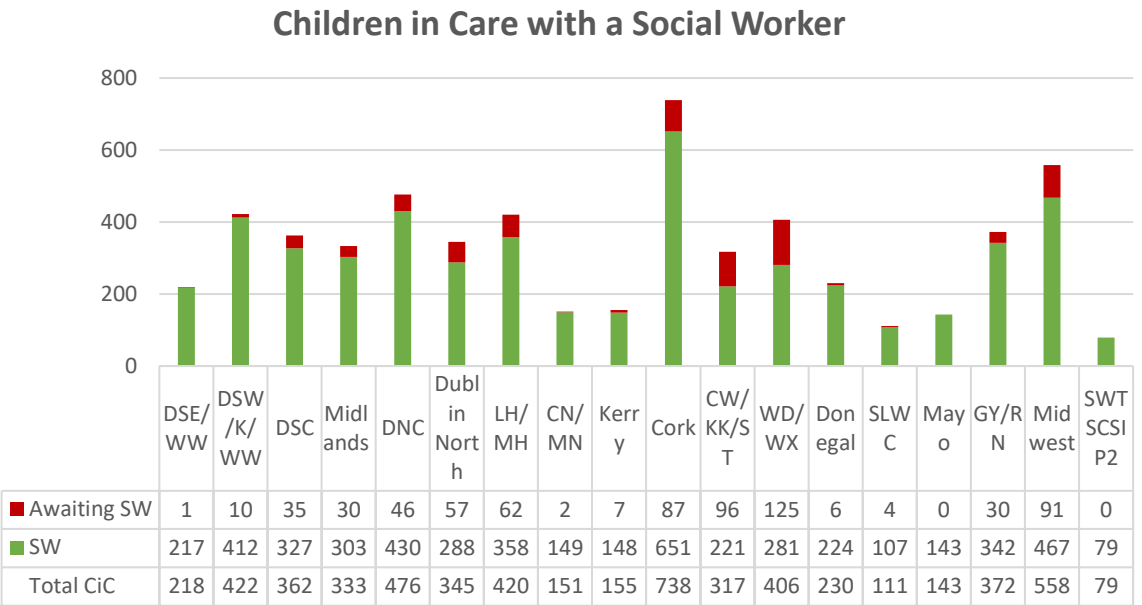
Children with Private Providers	Oct-20	Sep-21	Oct-21	Oct-21 v Oct-20	Oct-21 v Sep-21
Dublin South East/Wicklow	41	44	45	4	1
DSW/K/WW	92	108	105	13	-3
Dublin South Central	105	108	110	5	2
Midlands	57	67	66	9	-1
Dublin North City	85	86	86	1	0
Dublin North	72	82	86	14	4
Louth/Meath	30	35	33	3	-2
Cavan/Monaghan	*	*	*	*	*
Kerry	12	13	15	3	2
Cork	67	67	74	7	7
CW/KK/ST	15	12	12	-3	0
Waterford/Wexford	46	35	35	-11	0
Donegal	18	20	20	2	0
Sligo/Leitrim/West Cavan	6	7	7	1	0
Mayo	*	*	*	*	*
Galway/Roscommon	10	6	7	-3	1
Midwest	40	38	37	-3	-1
SWTSCSIP	43	46	48	5	2
Total	743	782	798	55	16

\* – Number suppressed for confidentiality reasons. Suppressed numbers included in totals

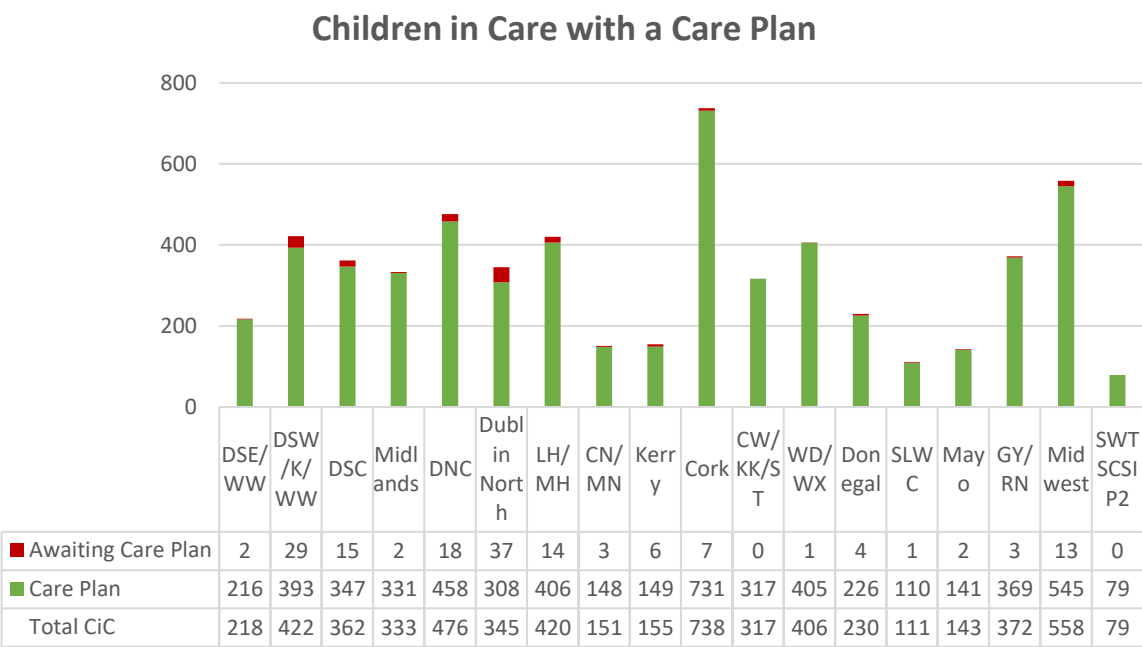


# Children in Care

- **88% (5,147) of children in care at the end of October 2021 had an allocated social worker;** no change from September 2021.
- A total of 689 children were awaiting an allocated social worker; 15 (2%) more than September 2021 (674) and 290 (73%) more than Dec 2020 (399).
- Highest number awaiting reported by Waterford/Wexford (125) followed by Carlow/Kilkenny/South Tipperary (96), Midwest (91), Cork (87), Louth/Meath (62) and Dublin North (57). These six areas account for 75% (518) of all cases awaiting allocation.



- **97% (5,679) of children in care at the end of October 2021 had an up-to-date care plan;** up one percentage point from September 2021.
- A total of 157 children did not have an up-to-date care plan; 68 (30%) fewer than September 2021 (225) and 43 (22%) fewer than Dec 2020 (200).
- Highest numbers with no up-to-date care plan reported by Dublin North (37) followed by Dublin South West/Kildare/West Wicklow (29) and Dublin North City (18).



It should be noted that variances have been identified in how data on this metric are being reported by areas. In some areas care plans that have fallen due for review and not updated are included. Also, it should be noted that where a care plan is not up-to-date, the care plan in place (albeit that it is awaiting review) is used to support the care of the child.

# Child Protection Notification System

- **851 children listed as “active” at the end of October 2021**; six fewer than September 2021 (857). There were 107 (11%) fewer children “active” at the end of October 2021 than October 2020 (958).

*The number of children listed as "active" from April 2020 needs to be interpreted with caution, due to the deferral of some review child protection conferences (where decisions are made to remove children listed as "active") during the Covid-19 restrictions. Guidance issued by Tusla on foot of the COVID-19 restrictions advised that following discussion and evaluation of safety plans, review conferences could be deferred for a maximum of 3 months.*

- All but seven children listed as “active” at the end of October 2021 had an **allocated social worker**.

- Highest number of children listed as “active” at the end of October 2021 reported by Cork (84) followed by Carlow/Kilkenny/South Tipperary (73) and Dublin South West / Kildare / West Wicklow (69)

- Fewest number listed as “active” reported by Sligo/Leitrim/West Cavan (16) followed by Galway/Roscommon (22) and Louth/Meath (26).

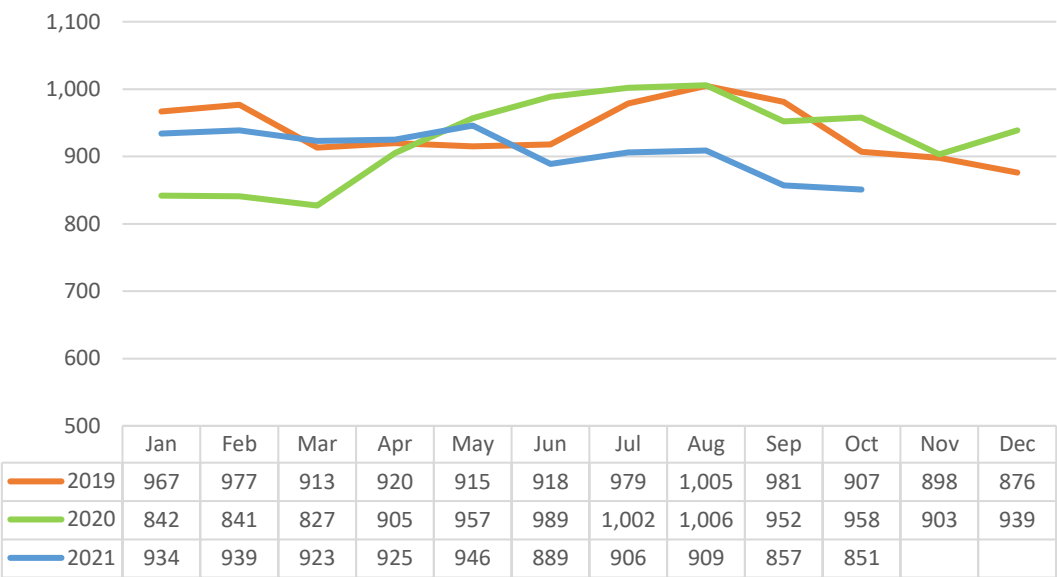
- Highest rate per 10,000 population under 18 years reported by Dublin North City (14.7/10,000) followed by Donegal (13.5/10,000) and Carlow/Kilkenny/South Tipperary (11.6/10,000).

- Lowest rates reported by Galway/Roscommon (2.8/10,000) and Louth/Meath (2.8/10,000) followed by Dublin South East/Wicklow (5.9/10,000). Nine areas reported a rate equal to or higher than the national rate of 7.1/10,000

- 9 areas had more children listed as “active” at the end of October 2021 than September 2021. Largest increases reported by Midlands (up 13), Cavan/Monaghan (up 10) and Sligo/Leitrim/West Cavan (up 8). Largest decreases reported by Midwest (down 17) followed by Dublin South West/Kildare/West Wicklow (down 10) and Dublin North City (down 8).

- 7 areas had more children active at the end of October 2021 than at the same period last year. Largest increases reported by Dublin North (up 15), Cavan/Monaghan (up 11) and Sligo/Leitrim/West Cavan (up 11). Largest decreases reported by Waterford/Wexford (down 40), Carlow/Kilkenny/South Tipperary (down 29), Galway/Roscommon (down 29) and Midwest 9down 23).

# Children "Active" on the CPNS



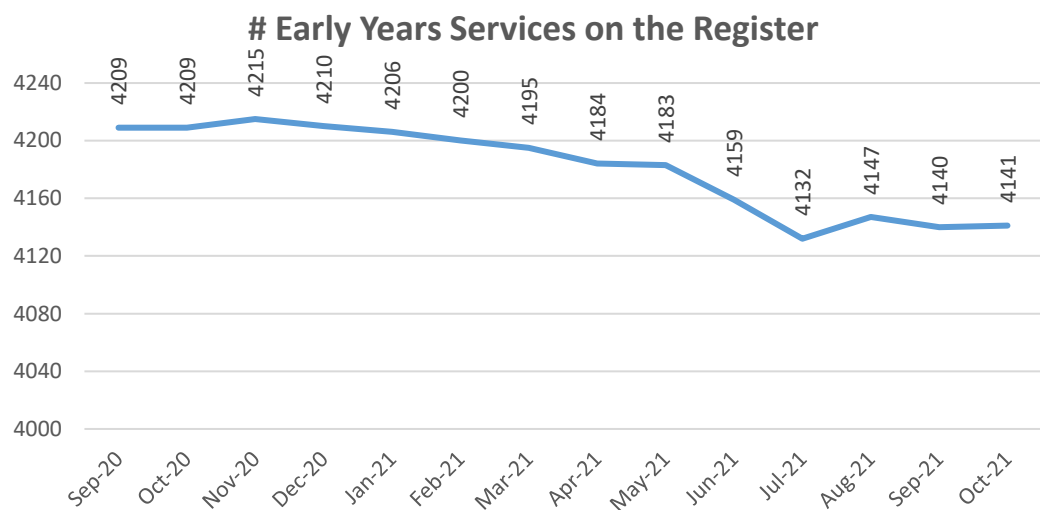
Number and rate of children “active” on the CPNS, by area (ranked by rate)

Area	Oct-20	Sep-21	Oct-21	Oct 21 v Oct 20	Oct 21 v Sep 21	Population	Rate/10,000
Dublin North City	76	74	66	-10	-8	44927	14.7
Donegal	62	60	58	-4	-2	42865	13.5
Carlow / Kilkenny / South Tipperary	102	72	73	-29	1	63009	11.6
Kerry	34	31	35	1	4	34527	10.1
Mayo	21	31	30	9	-1	31968	9.4
Cavan / Monaghan	21	22	32	11	10	36446	8.8
Midlands	57	52	65	8	13	80193	8.1
Waterford / Wexford	92	50	52	-40	2	68513	7.6
Dublin South Central	60	45	47	-13	2	65564	7.2
Sligo / Leitrim / West Cavan	5	8	16	11	8	23554	6.8
Mid West	88	82	65	-23	-17	96266	6.8
Dublin South West / Kildare / West Wicklow	73	79	69	-4	-10	108186	6.4
Cork	96	90	84	-12	-6	134015	6.3
Dublin North	45	63	60	15	-3	100654	6.0
Dublin South East / Wicklow	46	55	51	5	-4	86810	5.9
Louth / Meath	29	24	26	-3	2	93093	2.8
Galway / Roscommon	51	19	22	-29	3	79912	2.8
Total	958	857	851	-107	-6	1190502	7.1

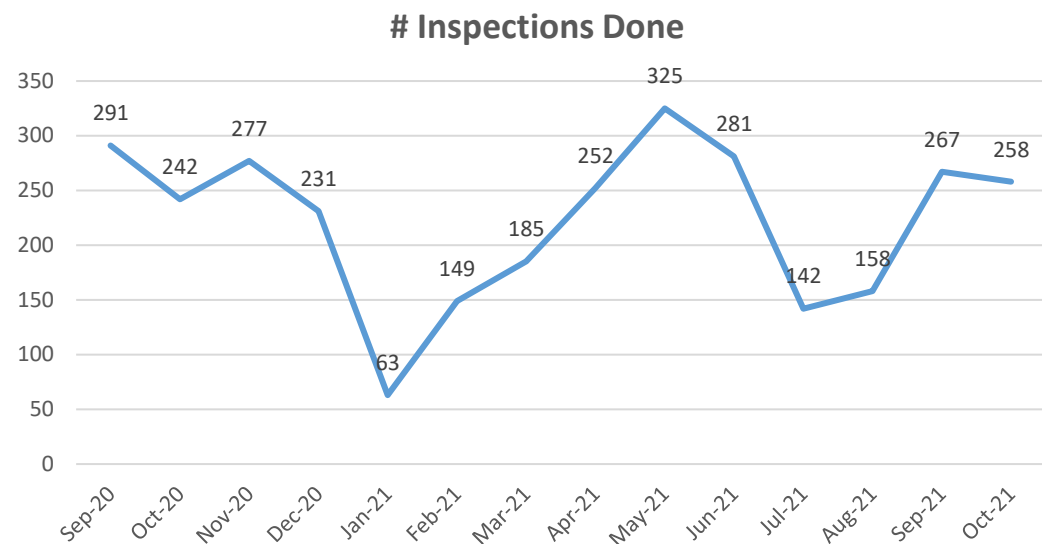
# Children's Services Regulation

## EARLY YEARS INSPECTORATE

- **4,141 early years services on the register at the end of October 2021**, one more than September 2021 (4,140). There were 68 (2%) fewer services on the register at the end of October 2021 than October 2020 (4,209).

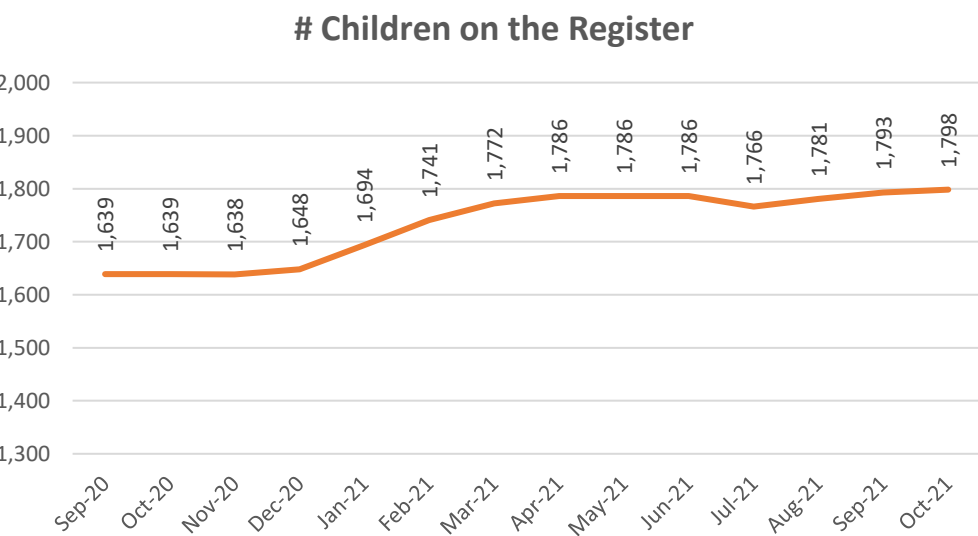


- **258 inspections of early years services done in October 2021**. Brings to 2,080 the number of inspections for 2021 year to date. *Number of inspections impacted, due to the closure of services under the Covid-19 restrictions.*

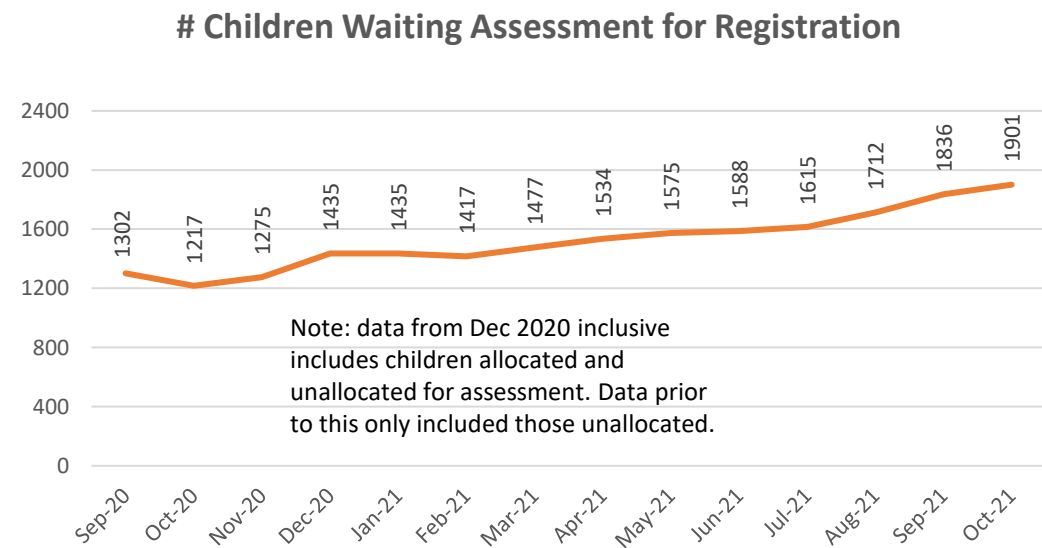


## ALTERNATIVE EDUCATION ASSESSMENT AND REGISTRATION SERVICE

- **1,798 children on the register for home education at the end of October 2021**, five more than September 2021 (1,793). The number of children on the register is up 10% (159) on October 2020 (1,639).



- **1,901 children on a waiting list for assessment at the end of October 2021**, 65 (4%) more than September 2021 (1,836) and 466 (32%) more than Dec 2020 (1,435). The increase in numbers awaiting assessment in recent months is due to an increase in applications received over the same period.



# Tusla Education Support Services

Service activity from March – June 2020 and January –March 2021 impacted by the closure of schools (Covid-19)

- **430 referrals screened** by senior educational welfare services in October 2021, 121 (39%) more than September 2021 (309) and 103 (31%) more than October 2020.

- **1,939 referrals on a waiting list** for educational welfare services at the end of October 2021, 25 more than September 2021 (1,914); first increase after three consecutive decreases.

- **254 new individual children worked** with in October 2021, 75 (23%) fewer than September 2021 (329) and 115 (31%) fewer than October 2020 (369).

