



An Ghníomhaireacht um
Leanaí agus an Teaghlach
Child and Family Agency

MONTHLY SERVICE PERFORMANCE AND ACTIVITY REPORT

June 2021

04 October 2021
Version 1.0

Note: Data presented are latest available and can change from data previously published due to ongoing validation

Table of Contents

<u>Headline Data – June 2021</u>	3
<u>Child Protection & Welfare</u>	4
<u>Retrospective Cases of Abuse</u>	8
<u>Mandated Reports – Child Protection & Welfare</u>	12
<u>Mandated Reports – Retrospective Abuse</u>	14
<u>Children in Care</u>	16
<u>Child Protection Notification System</u>	19
<u>Children’s Services Regulation</u>	20
<u>Tusla Education Support Services</u>	21

Headline Data – June 2021

Child Protection & Welfare

Data for May and June 2021 is not available due to the impact of the cyber attack. The data on open cases is based on the time actions are recorded on NCCIS, hence data during the period when the system was not available is not meaningful.

- 82% (16,175) of cases open to social work (19,752) had an allocated social worker at the end of April 2021
- 3,577 cases awaiting allocation of a social worker at the end of April 2021, 211 (6%) more than March 2021 (3,366). Second consecutive monthly increase.
- Cases awaiting allocation are down 17% (714) from April 2020 (4,291) and 16% (662) from December 2020 (4,239).
- Six areas account for 62% (2,235) of cases awaiting allocation: Dublin South Central (548) followed by Dublin North (476), Dublin South West/Kildare/West Wicklow (326), Midwest (301), Waterford/Wexford (293) and Louth/Meath (291).
- 10% (342) of cases awaiting allocation at the end of April 2021 were categorised as high priority, 11 fewer than March 2021 (353). High priority cases are down 34 (9%) from December 2020 (376).

Cases awaiting allocation include cases held on duty, unallocated child protection and welfare cases including children in care

Cases of Retrospective Abuse

- 61% (784) of cases of retrospective abuse open to social work (1,276) had an allocated social worker at the end of June 2021 (based on data from 15 areas).
- 492 cases were awaiting allocation to a social worker, 54 (12%) more than May 2021 (438) (based on data from 15 areas). There were 547 cases awaiting at the end of June 2021 and 642 at the end of December 2020.
- Four areas account for 59% (288) of cases awaiting allocation: Cork (90) followed Waterford/Wexford (74), DSW/K/WW (68) and Galway/Roscommon (56). Two areas (Cavan/Monaghan, Mayo) have no cases awaiting allocation.

Children in Care

- 5,851 children in care at the end of June 2021; 24 fewer than May 2021 (5,875) and 106 fewer children in care than the same time last year (5,957).
- 750 (13%) children in care at the end of June 2021 were in placements with private providers; two fewer than May 2021 (752) and 30 (4%) more than at the end of June 2020 (720).
- 89% (5,233) of children in care at the end of June 2021 had an allocated social worker; down one percentage point from May 2021. 618 children were awaiting an allocated social worker, 33 more than May 2021 (585) and 219 (55%) more than Dec 2020 (399).

Child Protection Notification System

- 889 children listed as “active” at the end of June 2021; 57 fewer than May 2021 (946) and the fewest number since March 2020 (827). There were 100 fewer children “active” at the end of June 2021 than June 2020 (957).
- All children listed as “active” at the end of June 2021 had an allocated social worker.

Children’s Services Regulation

- 4,159 early years services on the register at the end of June 2021, 24 fewer than May 2021 (4,183) and the seventh consecutive monthly decrease. There were 117 (3%) fewer services on the register at the end of June 2021 than June 2020 (4,276).
- 281 inspections of early years services done in June 2021. Brings to 1,255 the number of inspections for 2021. *Number of inspections impacted, due to the closure of services under the Covid-19 restrictions.*
- 1,786 children on the register for home education at the end of June 2021, no change from April 2021. The number of children on the register is up 14% (220) on June 2020 (1,566).
- 1,588 children on a waiting list for assessment at the end of June 2021, 13 (1%) more than May 2021 (1,575) and 153 (11%) more than Dec 2020 (1,435). The increase in numbers awaiting assessment in recent months is due to an increase in applications received over the same period.

Tusla Education Support Services

Service activity impacted by the closure of schools (Covid-19)

- 1,036 referrals screened by senior educational welfare services in June 2021, bringing the number of referrals screened for the 10 months (September – June 2021) to 5,398. The number of referrals for the 10 months (September – June) (5,398) is up 1,022 (23%) on the same period in 2019/2020 (4,376).
- 2,458 referrals on a waiting list for educational welfare services at the end of June 2021, 455 (23%) more than May 2021 (2,003), third consecutive monthly increase. The number of referrals on a waiting list is up 1,329 (118%) from June 2020 (2,458).

Child Protection and Welfare

Data for May and June 2021 is not available due to the impact of the cyber attack. The data on open cases is based on the time actions are recorded on NCCIS, hence data during the period when the system was not available is not meaningful (pages 4 -7).

Referrals¹

- **6,300 referrals** in April 2021, 120 (2%) fewer than March 2021 (6,420). Referrals up 31% (1,494) on April 2020 (4,806). Fewer referrals received in April 2020, due to Covid-19 restrictions.

It should be noted that the data presented is based on referrals logged on NCCIS at the time is extracted for reporting. Referrals logged after the date the data is extracted are not included, nor are figures updated retrospectively. Hence it is likely that the actual number of referrals for each of the months shown may be slightly higher.

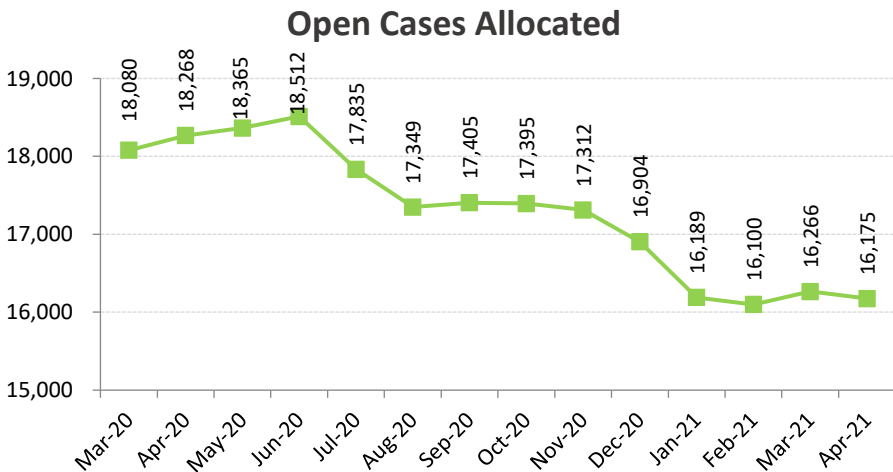
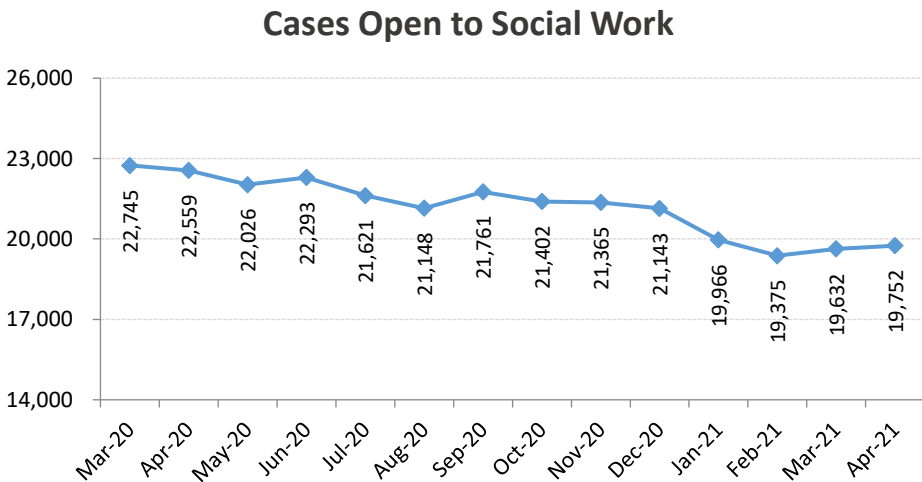
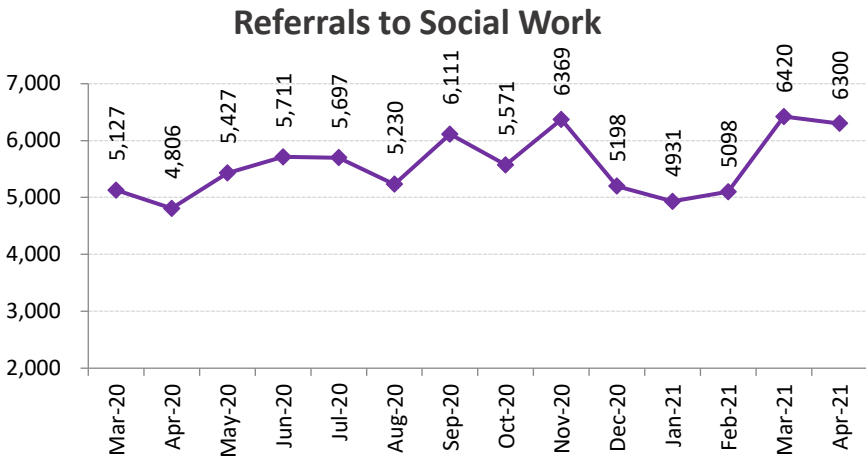
Open Cases

The data on cases presented below is based on the status of cases on the National Child Care Information System (NCCIS) at month end.

- **19,752 cases open to social work** at the end of April 2021, 120 (1%) more than March 2021 (19,632). *Note: open cases include, all cases held on duty, allocated and unallocated child protection and welfare cases including children in care*
- Open cases are down 12% (2,807) on April 2020 (22,559).

Allocated Cases

- **16,175 open cases allocated** to a social worker at the end of April 2021, 91 (1%) fewer than March 2021 (16,266).
- Allocated cases are down 11% (2,093) from April 2020 (18,268)
- Allocated cases account for 82% of open cases.



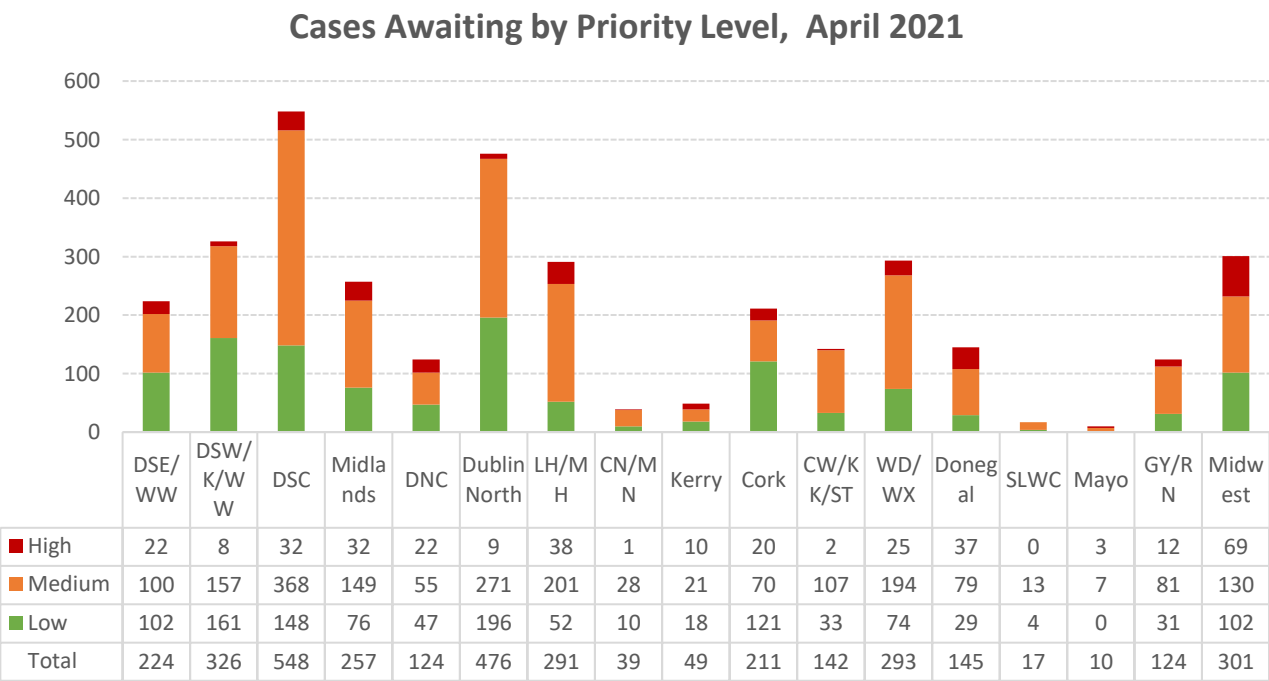
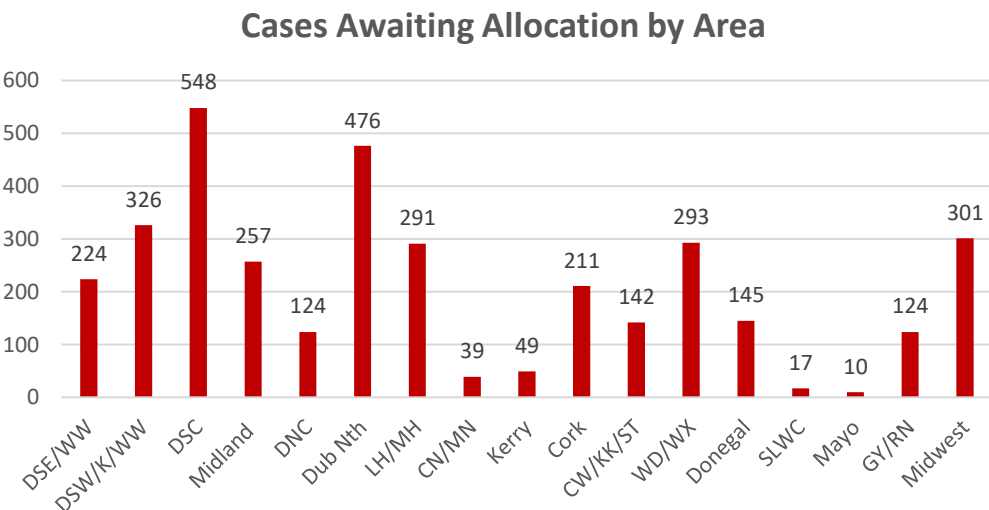
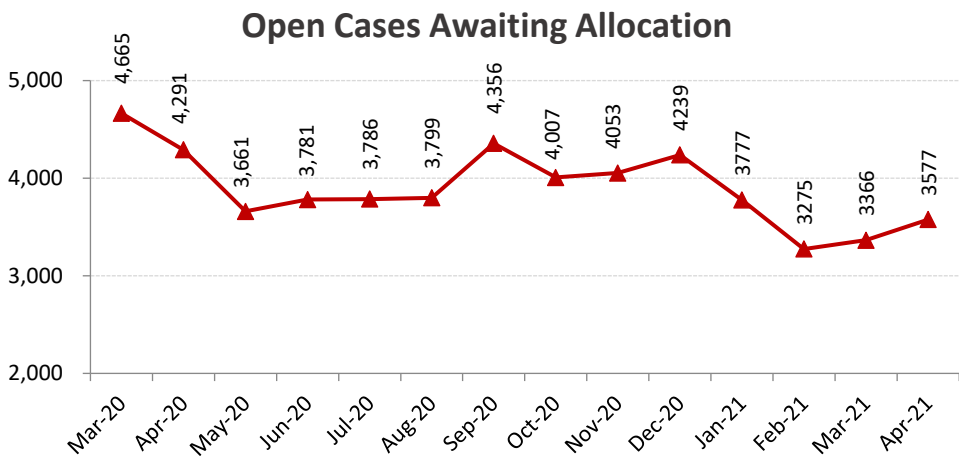
¹ Referrals include referrals meeting the eligibility criteria for child protection and welfare services, multiple reports of the same concern and referrals not meeting the eligibility criteria for child protection and welfare services. Referrals not meeting the eligibility criteria for child protection and welfare include: a request for diversion to another agency; a report in which there are no reasonable grounds for concern or no harm identified to a child indicated; a report that does not warrant a Tusla child protection and welfare led intervention (these could be children who need additional supports to stop problems or difficulties worsening but social work led intervention is not required and diversion to Prevention Partnership and Family Support is considered). This was clarified in guidance issued to staff in October 2019. Prior to October 2019, only referrals meeting the eligibility criteria for child protection and welfare services were counted, with the exception of a small number of areas.

Child Protection & Welfare

Cases Awaiting Allocation of a Social Worker

Cases awaiting allocation include cases held on duty, unallocated child protection and welfare cases including children in care

- **3,577 cases awaiting allocation of a social worker** at the end of April 2021, 211 (6%) more than March 2021 (3,366). Second consecutive monthly increase.
- Cases awaiting allocation are down 17% (714) from April 2020 (4,291) and 16% (662) from December 2020 (4,239).
- Cases awaiting allocation account for 18% of open cases (19,752)
- 68% (2,435) of cases awaiting allocation at the end of April 2021 were “active on duty”. *This means that actions were undertaken by dedicated duty teams or rotating social workers on a duty roster to progress the protection and welfare of the cases. Examples of actions undertaken include telephone calls relating to the concern, visits to see children, completing initial assessments and child in care reviews or care plans.*
- Highest number of cases awaiting allocation reported by Dublin South Central (548; 15%) followed by Dublin North (476; 13%), Dublin South West/Kildare/West Wicklow (326; 9%), Midwest (301; 8%), Waterford/Wexford (293; 8%) and Louth/Meath (291; 8%). These six areas account for 62% (2,235) of cases awaiting allocation.
- 342 cases awaiting allocation at the end of April 2021 were categorised as high priority, 11 fewer than March 2021 (353). High priority cases are down 34 (9%) from December 2020 (376).
- High priority cases account for 10% of cases awaiting allocation.
- 57% (2,031) of cases awaiting allocation were categorised at medium priority while the remaining 34% (1,204) were low priority.
- Highest number of high priority cases reported by Midwest (69), followed by Louth/Meath (38), Donegal (37), Dublin South Central (32) and Midlands (32). These five areas account for 61% (208) of all high priority cases awaiting.



Child Protection & Welfare

Cases Awaiting Allocation

- 8 areas reported an increase in unallocated cases from March 2021.
- Largest increase reported by Midlands (up 106) followed by Louth/Meath (up 85), Dublin North City (up 45), Dublin South West/Kildare/West Wicklow (37) and Galway/Roscommon (up 35).
- 9 areas reported a decrease in unallocated cases from March 2021.
- Largest decrease reported by Dublin North (down 29) followed by Cork (down 28), Kerry (down 27), Donegal (down 24) and Midwest (down 15).

- 8 areas had fewer cases awaiting at the end of April 2021 than the same period in 2020. Largest decrease reported by Dublin South West/Kildare/West Wicklow (down 624; 66%) followed by Dublin North City (down 186; 60%), Waterford/Wexford (down 170; 37%), Carlow/Kilkenny/South Tipperary (down 154; 52%) and Cork (down 118; 36%). Largest increases reported by Midwest (up 183; 155%), Dublin South East/Wicklow (up 112; 100%) and Dublin South Central (up 106; 24%).
- Nationally 18% of open cases were unallocated at the end of April 2021. Ten areas reported a percentage equal to or higher than the national average. Highest percentage (38%) reported by Dublin South Central followed by Dublin South East/Wicklow (26%), Dublin South West/Kildare/West Wicklow (23%), Louth/Meath (22%) and Donegal (22%).

Area	Apr-20 # Unallocated	Apr-20 % Unallocated	Feb-21 # Unallocated	Mar-21 # Unallocated	Apr-21 # Unallocated	Apr-21 % Unallocated	Feb - Apr	Apr-2021 v Apr- 2020	% Δ	Apr-2021 v Mar- 2021	% Δ2
DSE/WW	112	13%	203	228	224	26%		112	100%	-4	-2%
DSW/K/WW	950	48%	362	289	326	23%		-624	-66%	37	13%
DSC	442	29%	528	525	548	38%		106	24%	23	4%
Midlands	176	15%	133	151	257	18%		81	46%	106	70%
DNC	310	19%	70	79	124	8%		-186	-60%	45	57%
Dublin North	534	14%	428	505	476	20%		-58	-11%	-29	-6%
LH/MH	341	25%	260	206	291	22%		-50	-15%	85	41%
CN/MN	6	1%	31	42	39	7%		33	550%	-3	-7%
Kerry	65	14%	66	76	49	10%		-16	-25%	-27	-36%
Cork	329	14%	240	239	211	10%		-118	-36%	-28	-12%
CW/KK/ST	296	27%	180	147	142	18%		-154	-52%	-5	-3%
WD/WX	463	27%	260	274	293	19%		-170	-37%	19	7%
Donegal	92	12%	129	169	145	22%		53	58%	-24	-14%
SLWC	12	4%	9	25	17	6%		5	42%	-8	-32%
Mayo	0	0%	11	6	10	3%		10	#DIV/0!	4	67%
GY/RN	45	4%	83	89	124	11%		79	176%	35	39%
Midwest	118	8%	282	316	301	21%		183	155%	-15	-5%
TOTAL	4,291	19%	3275	3366	3577	18%		-714	-17%	211	6%

Cases awaiting allocation include cases held on duty, unallocated child protection and welfare cases including children in care

Child Protection & Welfare

Summary Tables

Referrals				Open Cases			Allocated Cases			Unallocated	Unallocated	
Area	Mar 2021	Apr 2021	Δ Apr v Mar	Mar2021	Apr 2021	Δ Apr v Mar2	Mar 2021	Apr 2021	Δ Apr v Mar3	Cases Mar 2021	Cases Apr 2021	Δ Apr v Mar4
DSE/WW	269	264	-5	879	873	-6	651	649	-2	228	224	-4
DSW/K/WW	582	594	12	1,405	1,395	-10	1,116	1,069	-47	289	326	37
DSC	487	449	-38	1,463	1,457	-6	938	909	-29	525	548	23
Midlands	685	599	-86	1,385	1,455	70	1,234	1,198	-36	151	257	106
DNC	463	453	-10	1,541	1,569	28	1,462	1,445	-17	79	124	45
Dublin North	660	577	-83	2,531	2,412	-119	2,026	1,936	-90	505	476	-29
LH/MH	379	430	51	1,277	1,297	20	1,071	1,006	-65	206	291	85
CN/MN	183	210	27	474	525	51	432	486	54	42	39	-3
Kerry	186	167	-19	493	472	-21	417	423	6	76	49	-27
Cork	576	541	-35	2,167	2,124	-43	1,928	1,913	-15	239	211	-28
CW/KK/ST	389	351	-38	785	779	-6	638	637	-1	147	142	-5
WD/WX	392	446	54	1,589	1,581	-8	1,315	1,288	-27	274	293	19
Donegal	189	177	-12	643	659	16	474	514	40	169	145	-24
SLWC	123	132	9	263	286	23	238	269	31	25	17	-8
Mayo	127	124	-3	322	322	0	316	312	-4	6	10	4
GY/RN	305	295	-10	1,084	1,120	36	995	996	1	89	124	35
Midwest	425	491	66	1,331	1,426	95	1,015	1,125	110	316	301	-15
TOTAL	6420	6300	-120	19,632	19,752	120	16,266	16,175	-91	3366	3577	211

High Priority				Medium Priority			Low Priority		
Area	High Priority Awaiting Mar 2021	High Priority Awaiting Apr 2021	Δ	Medium Priority Awaiting Mar 2021	Medium Priority Awaiting Apr 2021	Δ 2	Low Priority Awaiting Mar 2021	Low Priority Awaiting Apr 2021	Δ 3
DSE/WW	39	22	-17	103	100	-3	86	102	16
DSW/K/WW	7	8	1	153	157	4	129	161	32
DSC	35	32	-3	337	368	31	153	148	-5
Midlands	23	32	9	69	149	80	59	76	17
DNC	6	22	16	41	55	14	32	47	15
Dublin North	17	9	-8	288	271	-17	200	196	-4
LH/MH	38	38	0	134	201	67	34	52	18
CN/MN	2	1	-1	31	28	-3	9	10	1
Kerry	18	10	-8	17	21	4	41	18	-23
Cork	22	20	-2	92	70	-22	125	121	-4
CW/KK/ST	3	2	-1	109	107	-2	35	33	-2
WD/WX	31	25	-6	181	194	13	62	74	12
Donegal	47	37	-10	90	79	-11	32	29	-3
SLWC	5	0	-5	18	13	-5	2	4	2
Mayo	1	3	2	5	7	2	0	0	0
GY/RN	6	12	6	65	81	16	18	31	13
Midwest	53	69	16	141	130	-11	122	102	-20
TOTAL	353	342	-11	1874	2031	157	1139	1204	65

Retrospective Cases of Abuse

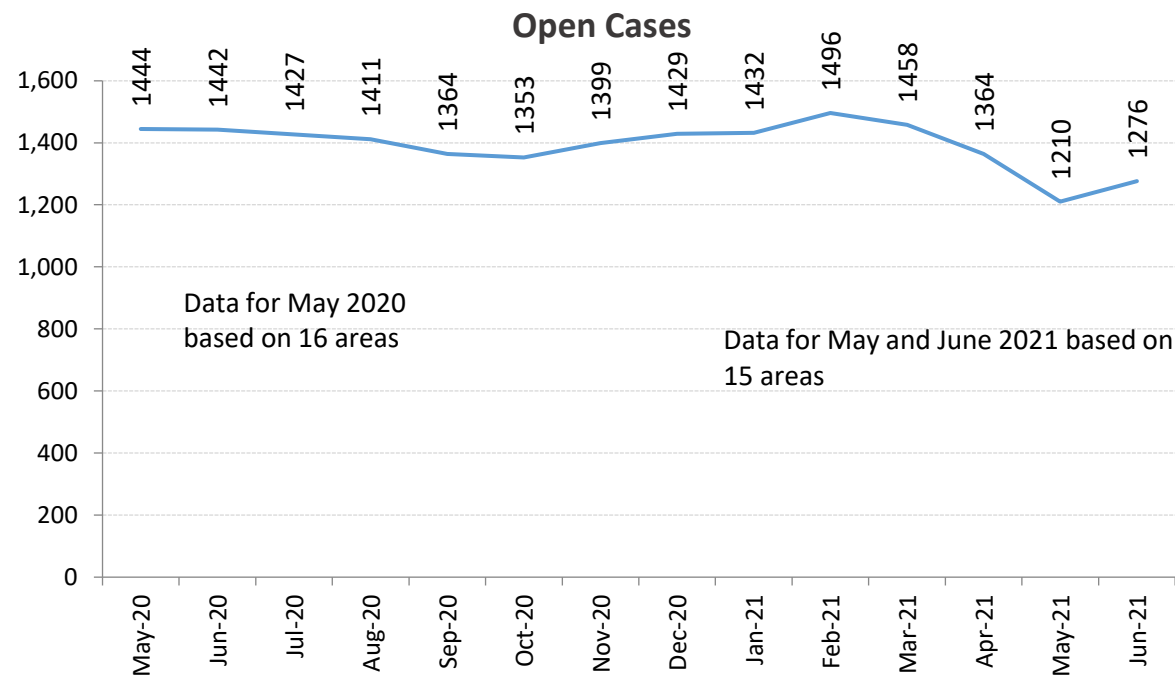
Referrals

- **234 referrals of retrospective abuse** in June 2021, bringing the total number of referrals for the first six months of 2021 to 1,525. At least 1,289 referrals received during the same period in 2020. *Data for May 2020 based on data from 16 areas.*

Data presented on retrospective cases of abuse (pages 8-10) for May and June 2021 is based on 15 areas. Data for Donegal and Sligo/Leitrim/West Cavan not available due to the impact of the cyber-attack.

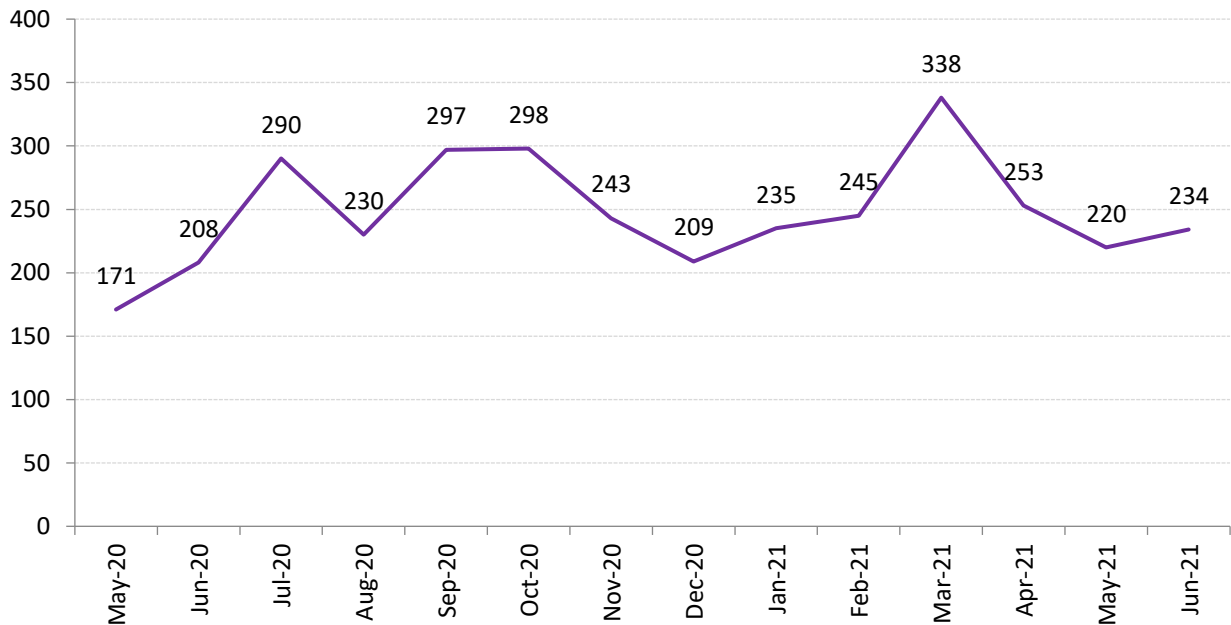
Open Cases

- **1,276 cases open to social work** at the end of June 2021, 66 more than May 2021 (1,210). (Data for May and June 2021 based on data for 15 areas)



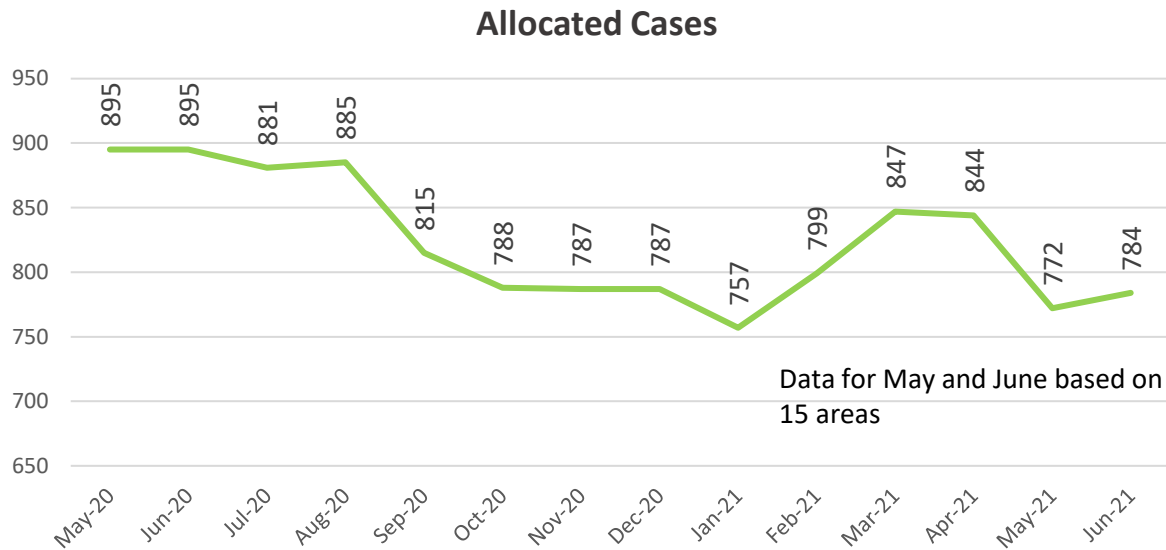
Note: all data on cases of retrospective abuse needs to be interpreted with caution due to concerns about the consistent interpretation of definitions.

Referrals



Allocated Cases

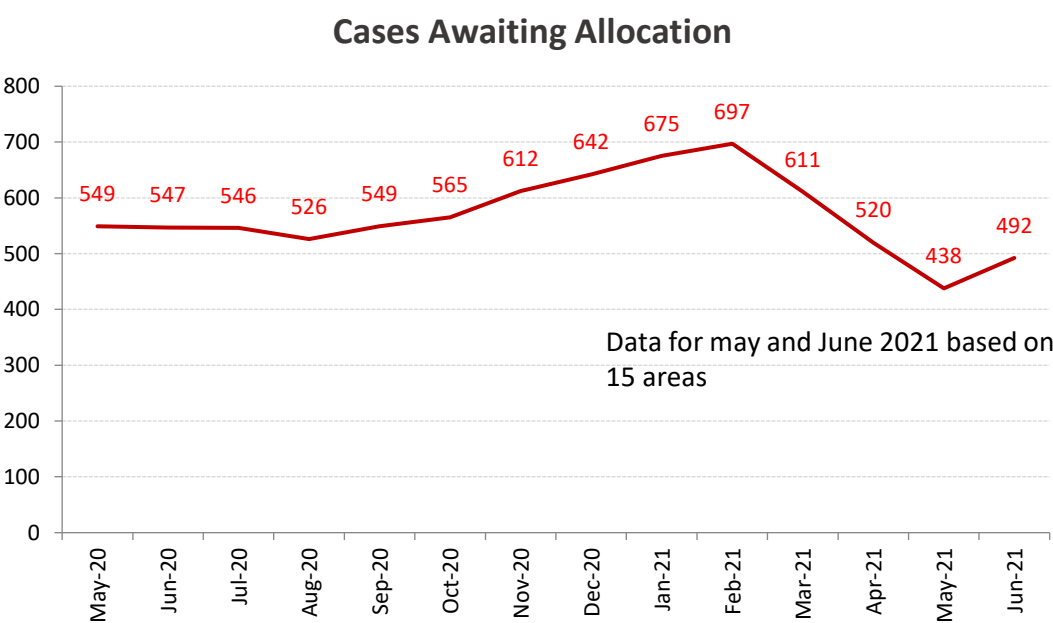
- **784 cases allocated to a social worker** at the end of June 2021, 12 more than May 2021 (772). (Data for May and June 2021 based on data for 15 areas).
- Allocated cases account for 61% of open cases.



Retrospective Cases of Abuse

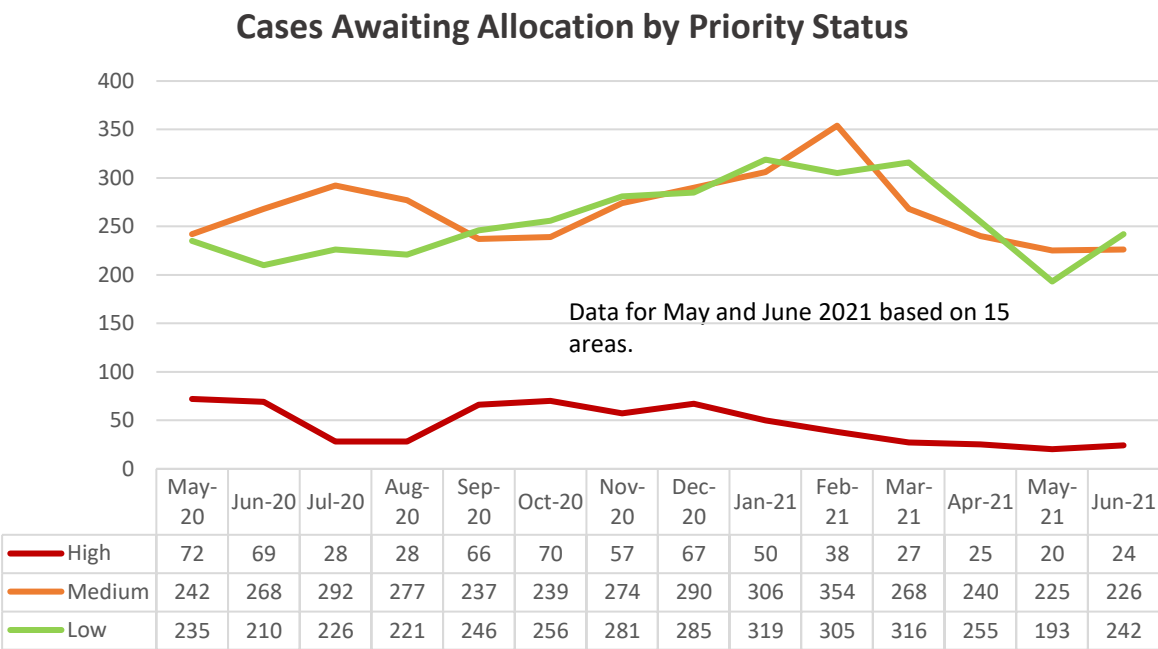
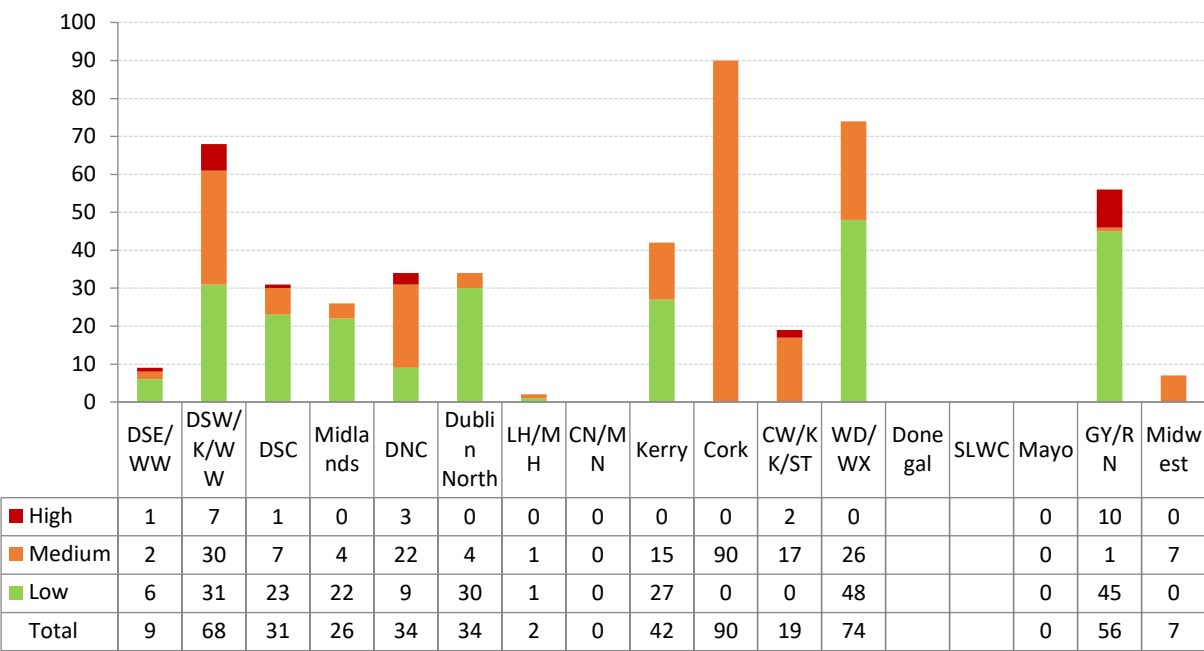
Cases Awaiting Allocation of a Social Worker

- **492 cases awaiting allocation** at the end of June 2021, 54 (12%) more than May 2021 (438). (Data for May and June 2021 based on data for 15 areas).
- Cases awaiting allocation account for 39% of open cases
- Highest number of cases awaiting in Cork (90) followed Waterford/Wexford (74), DSW/K/WW (68) and Galway/Roscommon (56). These four areas account for 59% (288) of cases awaiting allocation. Two areas (Cavan/Monaghan and Mayo) have no cases awaiting allocation.



- **24 high priority cases awaiting allocation** at the end of June 2021, four more than May 2021 (20).
- High priority cases accounted for 5% of cases awaiting allocation at the end of June 2021 (492).
- High priority cases are reported by six areas with the highest number reported by Galway/Roscommon (10) followed by Dublin South West/Kildare/West Wicklow (7).

Retrospective Cases of Abuse Awaiting Allocation by Priority Level, June 2021



Retrospective Cases of Abuse

- **3 of the 15 areas that returned data for June 2021 reported a decrease** in cases awaiting allocation from May 2021, Kerry (down 28), Dublin North City (down 9) and Louth/Meath (down 1).
- **8 areas reported an increase** with the largest increase reported by Dublin South West/Kildare/West Wicklow and Cork, both up 25 and followed by the Midlands (up 12).
- The remaining four areas reported no change.
- 39% (492) of open cases are awaiting allocation nationally, with nine areas reporting a percentage equal to or higher than the national average. Highest percentages reported by Dublin South East/Wicklow (90%), Midlands (72%) and Galway/Roscommon (67%).

- 4 areas had fewer cases awaiting allocation at the end of June 2021 than June 2020, while nine areas reported an increase. Two areas (Cavan/Monaghan and Mayo) had no cases awaiting allocation at the end of either month. Kerry – no data available for May 2020 and Donegal and SLWC - no data available May and June 2021.

Area	Jun-20 # Unallocated	Jun-20 % Unallocated	Apr-21 # Unallocated	May-21 # Unallocated	Jun-21 # Unallocated	Jun-21 % Unallocated	Apr - Jun	Jun-2021 v Jun- 2020	% Δ	Jun-2021 v May- 2021	% Δ2
DSE/WW	0	0%	6	3	9	90%		9		6	200%
DSW/K/WW	66	71%	39	43	68	60%		2	3%	25	58%
DSC	25	32%	23	22	31	53%		6	24%	9	41%
Midlands	2	5%	7	14	26	72%		24	1200%	12	86%
DNC	30	34%	38	43	34	25%		4	13%	-9	-21%
Dublin North	29	20%	34	34	34	21%		5	17%	0	0%
LH/MH	12	19%	1	3	2	6%		-10	-83%	-1	-33%
CN/MN	0	0%	0	0	0	0%		0		0	
Kerry	93	83%	76	70	42	49%		-51	-55%	-28	-40%
Cork	64	34%	85	65	90	60%		26	41%	25	38%
CW/KK/ST	55	100%	48	17	19	45%		-36	-65%	2	12%
WD/WX	109	59%	48	68	74	51%		-35	-32%	6	9%
Donegal	29	41%	49	NA	NA						
SLWC	0	0%	3	NA	NA						
Mayo	0	0%	0	0	0	0%		0		0	
GY/RN	33	44%	63	56	56	67%		23	70%	0	0%
Midwest	0	0%	0	0	7	6%		7		7	
TOTAL	547	38%	520	438	492	39%		-55	-10%	54	12%

Retrospective Cases of Abuse

Summary Tables

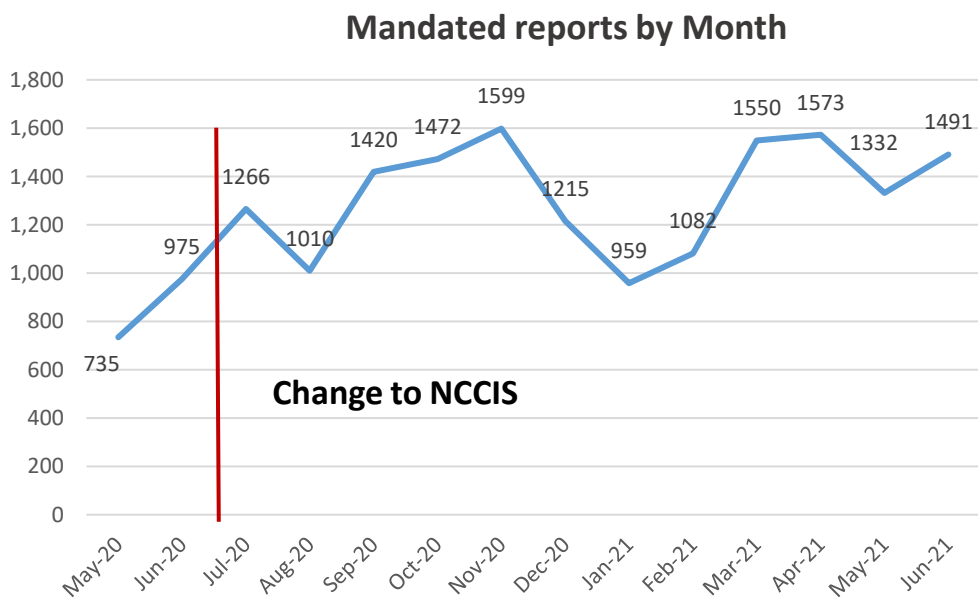
Area	Referrals			Open Cases			Allocated Cases			Unallocated Cases		
	May 2021	Jun 2021	Δ Apr v Mar	May 2021	Jun 2021	Δ Apr v Mar2	May 2021	Jun 2021	Δ Apr v Mar3	May 2021	Jun 2021	Δ Apr v Mar4
DSE/WW	1	2	1	4	10	6	1	1	0	3	9	6
DSW/K/WW	14	2	-12	82	114	32	39	46	7	43	68	25
DSC	5	2	-3	49	59	10	27	28	1	22	31	9
Midlands	12	9	-3	21	36	15	7	10	3	14	26	12
DNC	6	22	16	122	134	12	79	100	21	43	34	-9
Dublin North	14	18	4	157	162	5	123	128	5	34	34	0
LH/MH	24	12	-12	41	36	-5	38	34	-4	3	2	-1
CN/MN	2	8	6	49	51	2	49	51	2	0	0	0
Kerry	10	9	-1	119	86	-33	49	44	-5	70	42	-28
Cork	43	62	19	143	151	8	78	61	-17	65	90	25
CW/KK/ST	4	11	7	47	42	-5	30	23	-7	17	19	2
WD/WX	38	29	-9	141	146	5	73	72	-1	68	74	6
Donegal	4	6	2	0	0	0	0	0	0	0	0	0
SLWC	9	4	-5	0	0	0	0	0	0	0	0	0
Mayo	6	9	3	46	55	9	46	55	9	0	0	0
GY/RN	18	8	-10	84	84	0	28	28	0	56	56	0
Midwest	10	21	11	105	110	5	105	103	-2	0	7	7
TOTAL	220	234	14	1210	1276	66	772	784	12	438	492	54

Area	High Priority Awaiting			Medium Priority Awaiting			Low Priority Awaiting		
	May 2021	Jun 2021	Δ	May 2021	Jun 2021	Δ 2	May 2021	Jun 2021	Δ 3
DSE/WW	0	1	1	1	2	1	2	6	4
DSW/K/WW	5	7	2	24	30	6	14	31	17
DSC	0	1	1	4	7	3	18	23	5
Midlands	0	0	0	4	4	0	10	22	12
DNC	5	3	-2	27	22	-5	11	9	-2
Dublin North	0	0	0	4	4	0	30	30	0
LH/MH	0	0	0	1	1	0	2	1	-1
CN/MN	0	0	0	0	0	0	0	0	0
Kerry	0	0	0	52	15	-37	18	27	9
Cork	0	0	0	65	90	25	0	0	0
CW/KK/ST	0	2	2	17	17	0	0	0	0
WD/WX	0	0	0	25	26	1	43	48	5
Donegal	0	0	0	0	0	0	0	0	0
SLWC	0	0	0	0	0	0	0	0	0
Mayo	0	0	0	0	0	0	0	0	0
GY/RN	10	10	0	1	1	0	45	45	0
Midwest	0	0	0	0	7	7	0	0	0
TOTAL	20	24	4	225	226	1	193	242	49

Mandated Reports¹ – Child Protection & Welfare

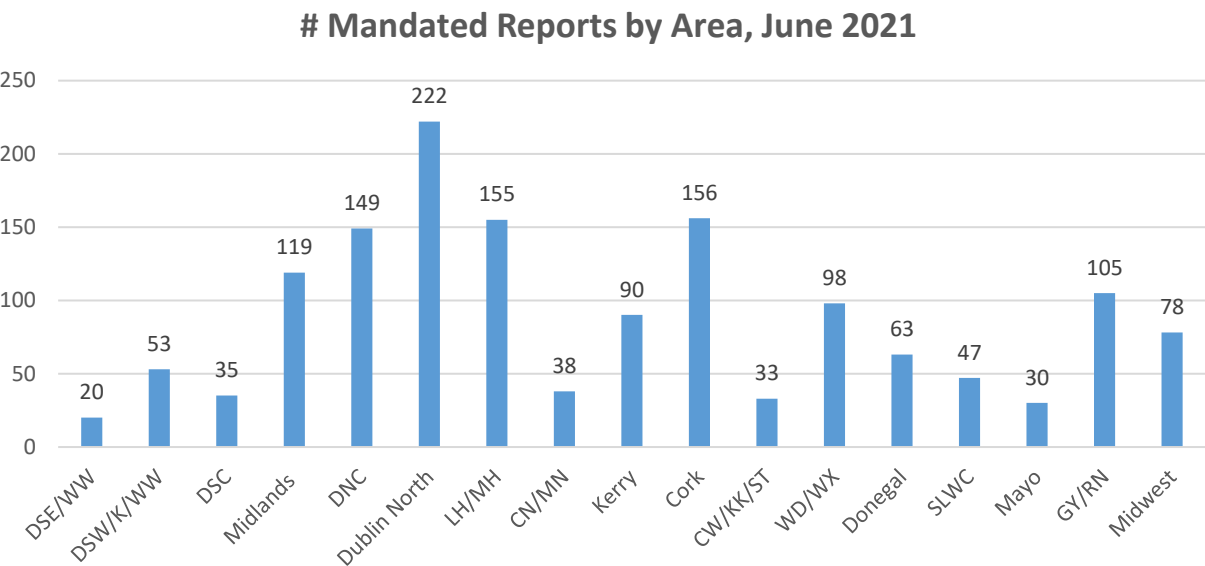
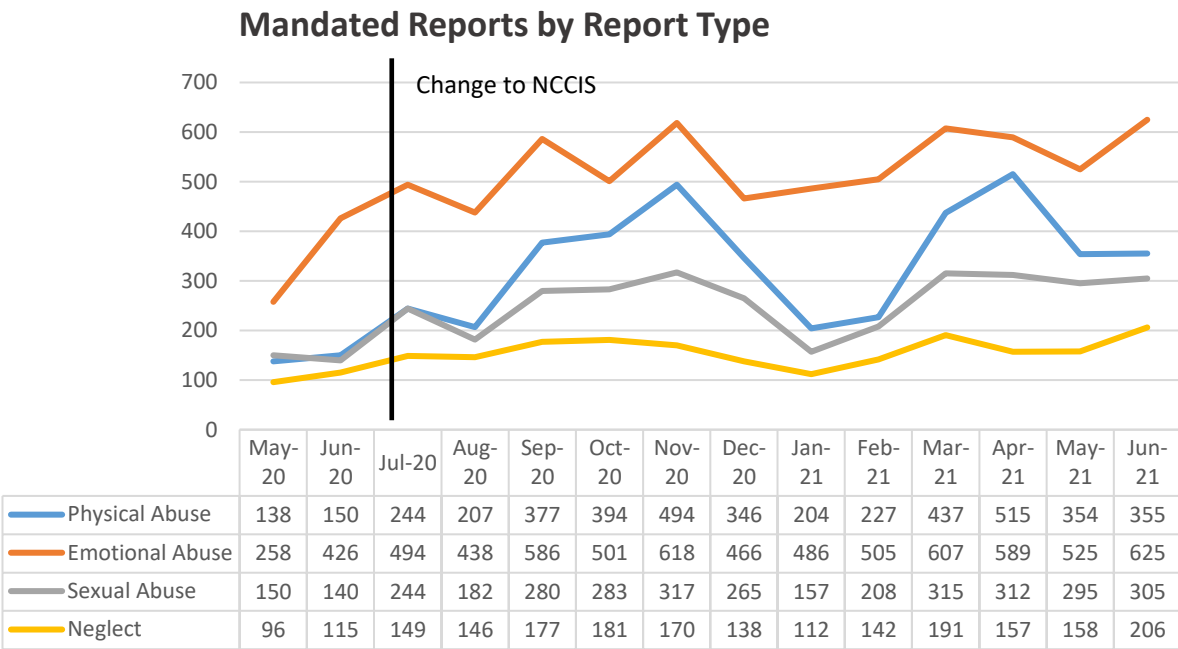
- **1,491 mandated reports of abuse** received in June 2021. Brings to 7,987 the number of reports for the first six months of 2021 (provisional figure).

Comparison of data from July 2020 with previous months needs to be interpreted with caution. This is due to a change made on the National Child Care Information System (NCCIS) in July 2020 to enable areas record the primary report type of mandated reports on the referral screen. This means that areas no longer have to create an intake record on NCCIS to record the primary report type. Prior to this change, if an intake record had not been created on the system at the time the data were extracted, the mandated report would not have been included in the count.



- The number of mandated reports for June 2021, by area ranged from 20 (Dublin South East/Wicklow) to 222 (Dublin North).

- Highest number of reports for June 2021 for emotional abuse (625; 42%) followed by physical abuse (355; 24%), sexual abuse (305; 20%) and neglect (206; 14%). *Category of abuse not available for, 113 reports for October 2020, 37 reports for August 2020, 135 reports for July 2020, 144 reports for June 2020, 93 reports for May 2020, 84 reports for April 2020, 73 reports for March 2020.*



¹ Mandated reports are included in the data on referrals (slide 4)

Mandated Reports – Child Protection & Welfare

Source of Reports

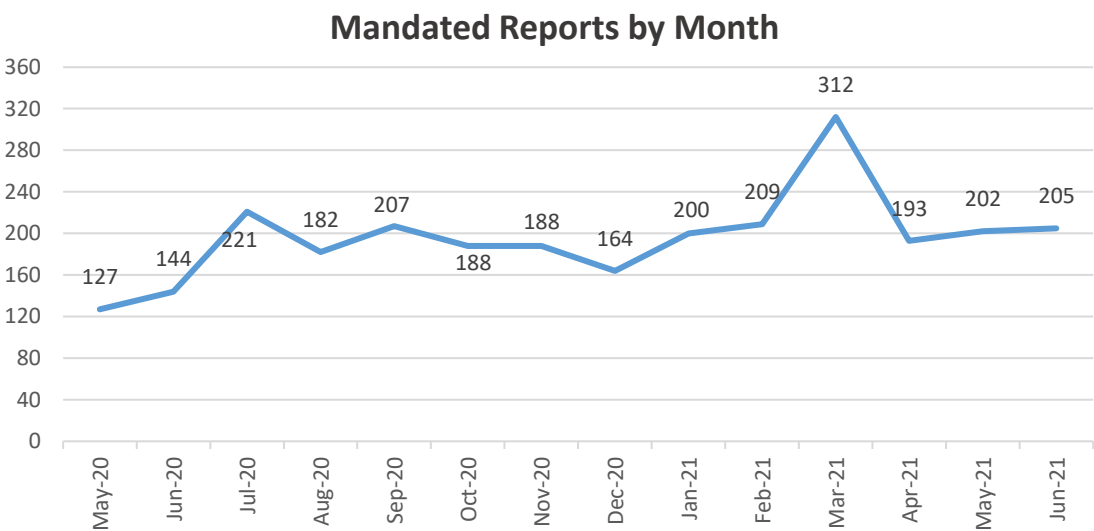
- Highest number of reports for June 2021 from An Garda Síochána (673; 45%) followed by teachers (208; 14%), social workers (194; 13%), safeguarding officers (62; 4%), social care workers (58; 4%), and medical practitioners (50; 3%).
- These six sources account for 84% (1,245) of reports for April 2021.
- The highest number of reports year to date has been from An Garda Síochána (3,478; 44%) followed by teachers (1,142; 14%), social workers (1,028; 13%), social care workers (406; 5%), medical practitioners (347; 4%), safeguarding officers (317; 4%) and managers of domestic violence shelters (241; 3%).
- These seven sources account for 87% (6,959) of all reports.

*Values <5 suppressed

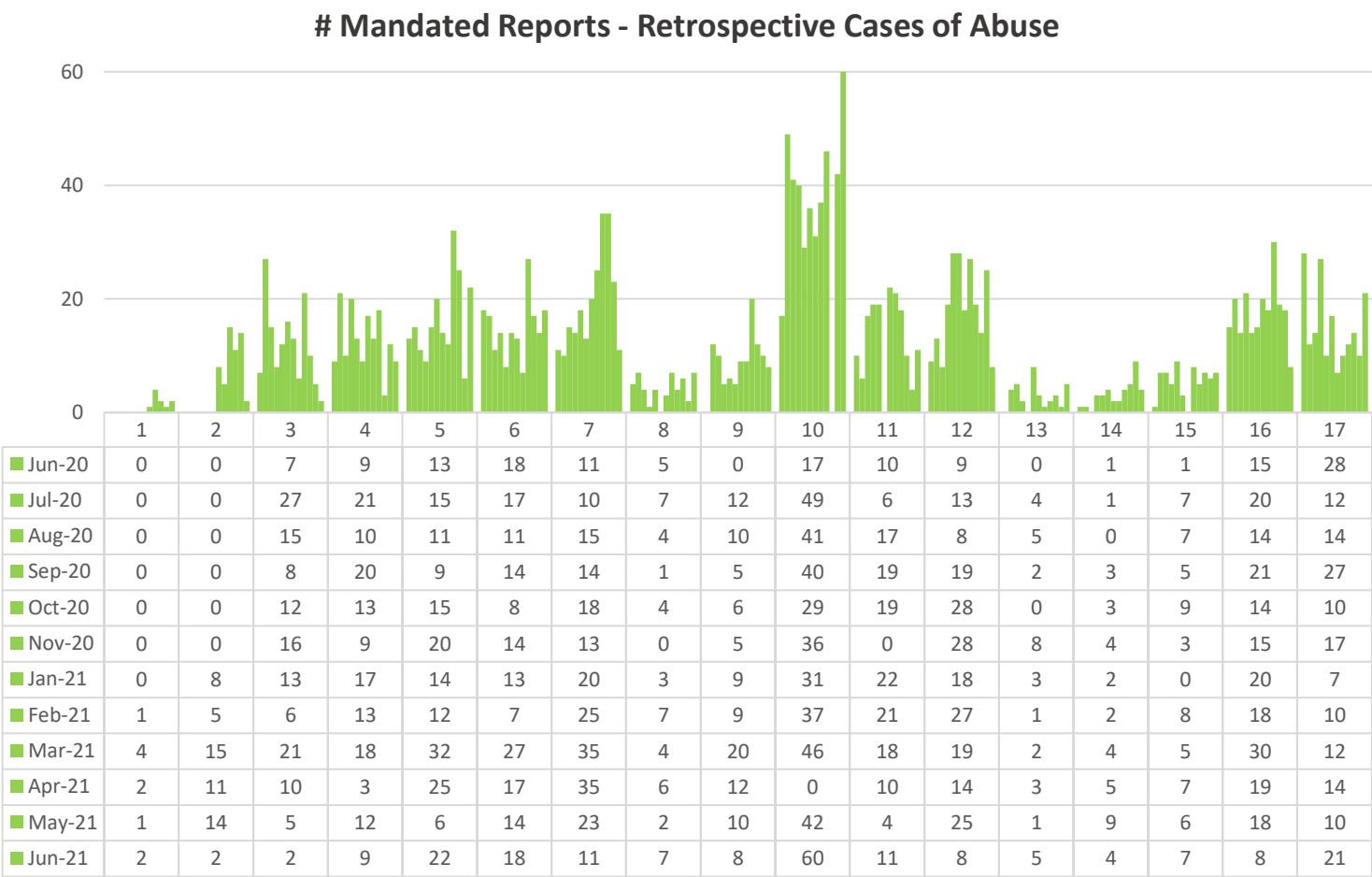
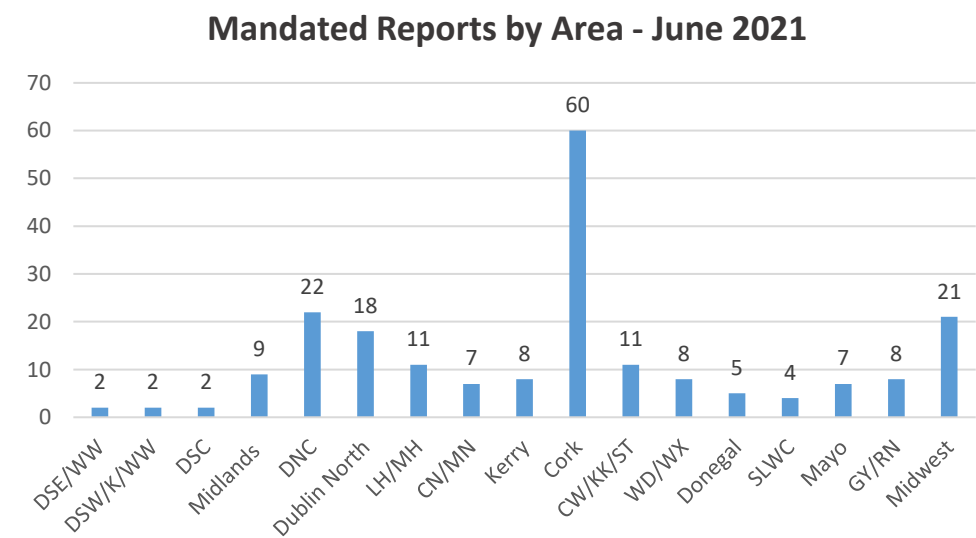
Source	# June 2021	% June 2021	Total 2021 YTD	% Total 2021 YTD
Medical practitioner (Registered)	50	3.4%	347	4.3%
Nurse or registered midwife (Registered)	30	2.0%	153	1.9%
Physiotherapist (Registered)	15	1.0%	58	0.7%
Speech & language therapist (Registered)	*	*	19	0.2%
Occupational therapist (Registered)	*	*	20	0.3%
Registered dentist	0	0.0%	5	0.1%
Psychologist who practises as such and who is eligible for registration	47	3.2%	211	2.6%
Social care worker who practises as such and who is eligible for registration	58	3.9%	406	5.1%
Social worker who practises as such and who is eligible for registration	194	13.0%	1028	12.9%
EMT, paramedic and advanced paramedic registered with the Pre-Hospital Emergency Care Council	0	0.0%	10	0.1%
Probation officer within the meaning of section 1 of the Criminal Justice (Community Service) Act 1983.	17	1.1%	40	0.5%
Teacher registered with the Teaching Council.	208	14.0%	1142	14.3%
An Garda Síochána Member	673	45.1%	3478	43.5%
Guardian ad litem appointed in accordance with section 26 of the Child Care Act 1991	5	0.3%	14	0.2%
Domestic violence shelter manager	42	2.8%	241	3.0%
Homeless provision or emergency accommodation facility manager	5	0.3%	51	0.6%
Asylum seeker accommodation (direct provision) centre manager	*	*	20	0.3%
Addiction counsellor employed by a body funded, wholly or partly, out of moneys provided by the Oireachtas	*	*	11	0.1%
Psychotherapist or a person providing counselling who is registered with one of the voluntary professional bodies	30	2.0%	174	2.2%
Language school or other recreational school where children reside away from home manager	0	0.0%	*	*
Clergy member (howsoever described) or pastoral care worker (howsoever described) of a church or other religious community;	*	*	5	0.1%
Institution where a child is detained by an order of a court (Director)	0	0.0%	*	*
Safeguarding officer, child protection officer or other person (howsoever described) who is employed for the purpose of performing the child welfare and protection function of religious, sporting, recreational, cultural, educational and other bodies and organisations offering services to children;	62	4.2%	317	4.0%
Child care staff member employed in a pre-school service within the meaning of Part VIIA of the Child Care Act 1991;	*	*	31	0.4%
Youth work service - person responsible for the care or management within the meaning of section 2 of the Youth Work Act 2001	7	0.5%	56	0.7%
Youth worker holds a professional qualification and who is employed in a youth work service	30	2.0%	97	1.2%
Foster carer registered with the Agency.	*	*	30	0.4%
Pre-school service within the meaning of Part VIIA of the Child Care Act 1991.	*	*	17	0.2%
Total (includes suppressed values)	1,491	100.0%	7,987	100.0%

Mandated Reports¹ – Retrospective Abuse

- **205 mandated reports of retrospective abuse** in June 2021. Brings to 1,321 the number of reports for the first six months of 2021. *Data for May 2020 based on data from 16 areas.*
- Mandated reports accounted for 88% (205) of all reports of retrospective abuse received in June 2021 (234).
- The majority (96%; 196) of mandated reports for June 2021 were for sexual abuse.
- Highest number of mandated reports reported by Cork (60) followed by Dublin North City (22) and Midwest (21).



Data for Apr/May 2020 based on 16 areas.



¹ Mandated reports are included in the data on referrals (slide 8)

Mandated Reports – Retrospective Abuse

Source of Reports

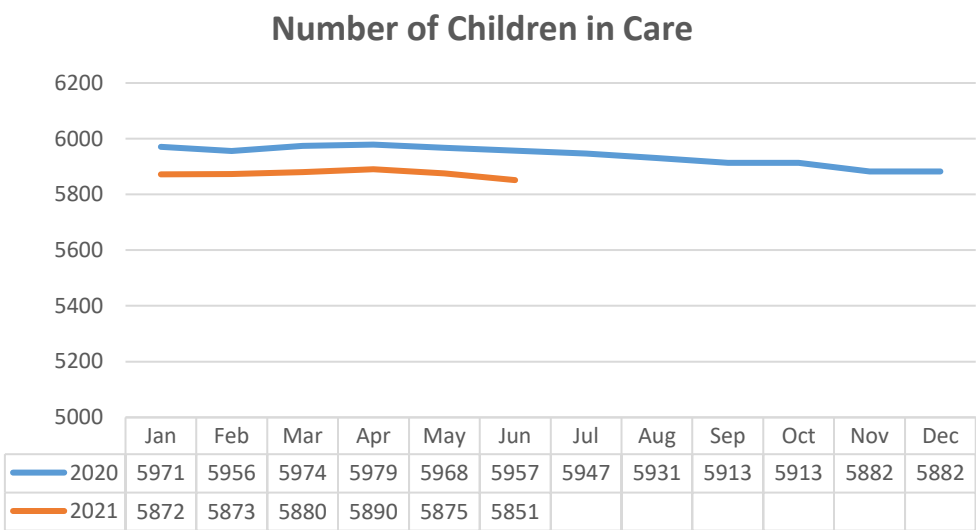
- Highest number of reports for June 2021 from An Garda Síochána (65; 32%) followed by psychotherapists (45; 22%), social workers (28; 13.7%) and psychologists (17; 8.3%). These four sources account for 76%; (155) of all reports received.
- The highest number of reports year to date has been from An Garda Síochána (395; 29.9%) followed by psychotherapists (264; 20%), social workers (201; 15.2%), psychologists (107; 8.1%), medical practitioners (82; 6.2%) and safeguarding officers (78; 5.9%). These six sources account for 85% (1,127) of all reports received.

*Values <5 suppressed

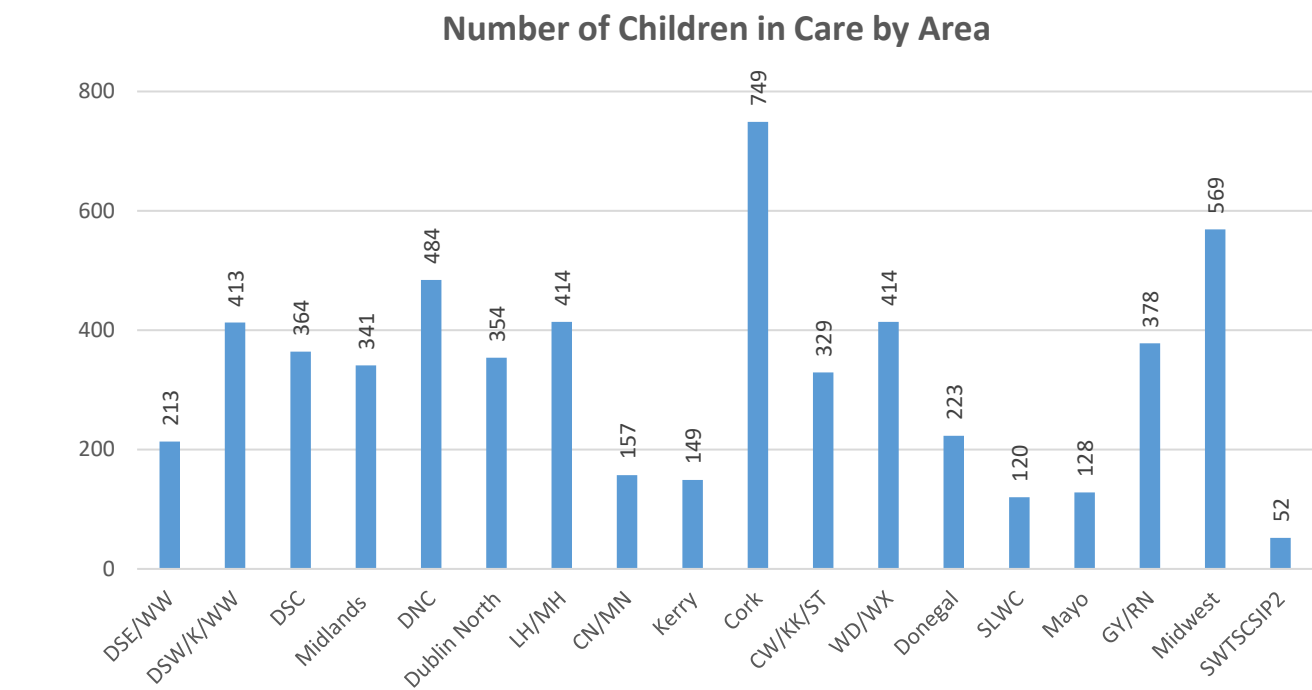
Source	# June 2021	% June 2021	Total 2021 YTD	% Total 2021 YTD
Medical practitioner (Registered)	7	3.4%	82	6.2%
Nurse or registered midwife (Registered)	11	5.4%	69	5.2%
Physiotherapist (Registered)	0	0.0%	11	0.8%
Speech & language therapist (Registered)	0	0.0%	*	*
Occupational therapist (Registered)	*	*	7	0.5%
Registered dentist	0	0.0%	0	0.0%
Psychologist who practises as such and who is eligible for registration	17	8.3%	107	8.1%
Social care worker who practises as such and who is eligible for registration	0	0.0%	18	1.4%
Social worker who practises as such and who is eligible for registration	28	13.7%	201	15.2%
EMT, paramedic and advanced paramedic registered with the Pre-Hospital Emergency Care Council	*	*	*	*
Probation officer within the meaning of section 1 of the Criminal Justice (Community Service) Act 1983.	0	0.0%	13	1.0%
Teacher registered with the Teaching Council.	*	*	*	*
An Garda Síochána Member	65	31.7%	395	29.9%
Guardian ad litem appointed in accordance with section 26 of the Child Care Act 1991	0	0.0%	*	*
Domestic violence shelter manager	0	0.0%	*	*
Homeless provision or emergency accommodation facility manager	*	*	8	0.6%
Asylum seeker accommodation (direct provision) centre manager	0	0.0%	*	*
Addiction counsellor employed by a body funded, wholly or partly, out of moneys provided by the Oireachtas	11	5.4%	17	1.3%
Psychotherapist or a person providing counselling who is registered with one of the voluntary professional bodies	45	22.0%	264	20.0%
Language school or other recreational school where children reside away from home manager	*	*	5	0.4%
Clergy member (howsoever described) or pastoral care worker (howsoever described) of a church or other religious community;	*	*	21	1.6%
Institution where a child is detained by an order of a court (Director)	0	0.0%	*	*
Safeguarding officer, child protection officer or other person (howsoever described) who is employed for the purpose of performing the child welfare and protection function of religious, sporting, recreational, cultural, educational and other bodies and organisations offering services to children;	9	4.4%	78	5.9%
Child care staff member employed in a pre-school service within the meaning of Part VIIA of the Child Care Act 1991;	0	0.0%	*	*
Youth work service - person responsible for the care or management within the meaning of section 2 of the Youth Work Act 2001	0	0.0%	*	*
Youth worker holds a professional qualification and who is employed in a youth work service	0	0.0%	*	*
Foster carer registered with the Agency.	0	0.0%	0	0.0%
Pre-school service within the meaning of Part VIIA of the Child Care Act 1991.	0	0.0%	*	*
Total (includes suppressed values)	205	100.0%	1321	100.0%

Children in Care

- **5,851 children in care at the end of June 2021**; 24 fewer than May 2021 (5,875)
- 106 fewer children in care than the same time last year (5,957).
- 65% (3,798) of children in care are in general foster care, 26% (1,503) are in relative foster care, 7% (434) are in residential care and 2% (116) are in “other” care placements.
- 17 (4%) of the 434 children in residential placements are in special care



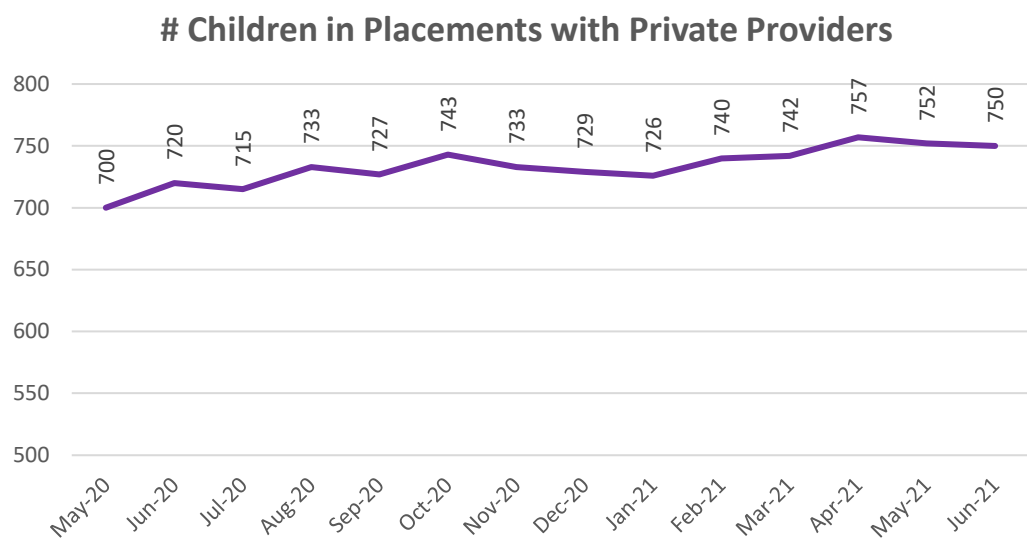
- Highest number of children in care reported by Cork (749) followed by Midwest (569) and Dublin North City (484).
- Fewest number reported by the Social Work Team for Separated Children Seeking International Protection (52) followed by Sligo/Leitrim West Cavan (120) and Mayo (128).
- Highest rate of children in care per 1,000 children was reported by Dublin North City (10.8/1,000) followed by Waterford/Wexford (6.0/1,000) and Midwest (5.9/1,000). Lowest rate reported by Dublin South East/Wicklow (2.5/1,000) followed by Dublin North (3.5/1,000) and Dublin South West/Kildare/West Wicklow (3.8/1,000).
- Eight areas reported a percentage equal to or higher than the national average of 4.9/1,000 children.



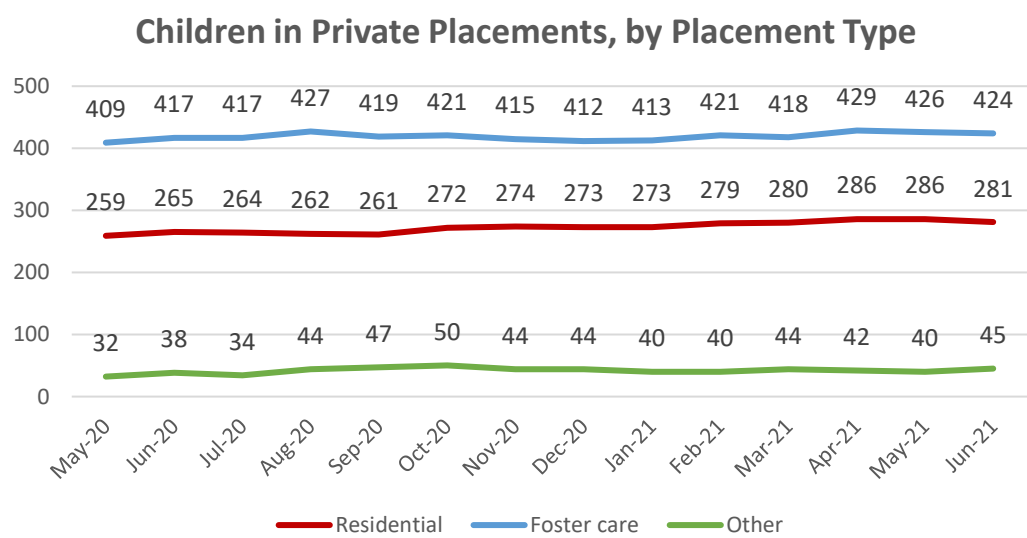
Area	Jun-21 v Jun-20					Jun-21 v May-21		Population	Rate/1,000
	Jun-20	May-21	Jun-21	20	21	20	21		
Dublin South East/Wicklow	247	220	213	-34	-7			86,810	2.5
DSW/K/WW	417	413	413	-4	0			108,186	3.8
Dublin South Central	359	370	364	5	-6			65,564	5.6
Midlands	358	342	341	-17	-1			80,193	4.3
Dublin North City	494	474	484	-10	10			44,927	10.8
Dublin North	339	354	354	15	0			100,654	3.5
Louth/Meath	411	409	414	3	5			93,093	4.4
Cavan/Monaghan	162	156	157	-5	1			36,446	4.3
Kerry	161	150	149	-12	-1			34,527	4.3
Cork	776	754	749	-27	-5			134,015	5.6
CW/KK/ST	340	331	329	-11	-2			63,009	5.2
Waterford/Wexford	420	418	414	-6	-4			68,513	6.0
Donegal	214	228	223	9	-5			42,865	5.2
Sligo/Leitrim/West Cavan	110	120	120	10	0			23,554	5.1
Mayo	130	130	128	-2	-2			31,968	4.0
Galway/Roscommon	372	383	378	6	-5			79,912	4.7
Midwest	588	569	569	-19	0			96,266	5.9
Total Areas	5898	5821	5799	-99	-22			1,190,502	4.9
SWTSCIP	59	54	52	-7	-2				
National	5957	5875	5851	-106	-24				

Children in Care

- **750 (13%) children in care at the end of June 2021 were in placements with private providers**; two fewer than May 2021 (752) and the second consecutive monthly decrease.
- There were 30 (4%) more children in care in placements with private providers at the end of June 2021 than at the end of June 2020 (720).



- 57% (424) of children in placements with private providers were in **foster care**, two fewer than May 2021 (426). This number (424) is up seven (2%) on June 2020 (417)
- 37% (281) of children in placements with private providers were in **residential care**, five fewer than May 2021 (286). This number (281) is up 16 (6%) on June 2020 (265).



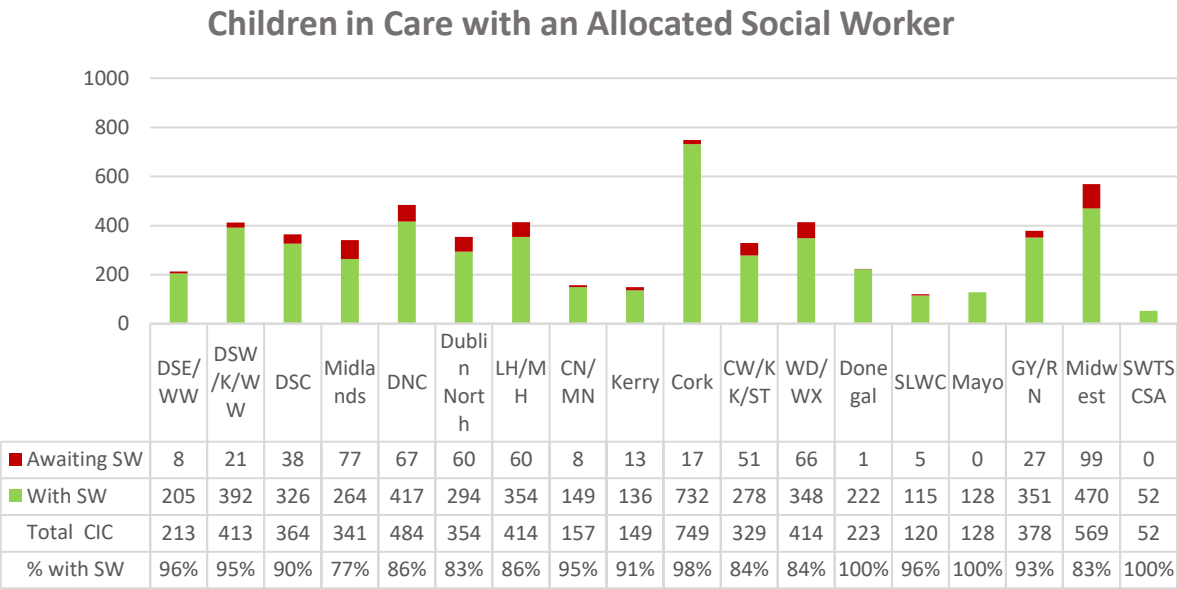
- Highest number of children in placements with private providers reported by Dublin South Central (110) followed by DSW/K/WW (99), Dublin North (82), Dublin North City (81) and Cork (67). These five areas account for 59% (439) of all children in placements with private providers.

Placements with Private Providers	Jun-21
Dublin South East/Wicklow	40
Dublin South West/Kildare/West Wicklow	99
Dublin South Central	110
Midlands	64
Dublin North City	81
Dublin North	82
Louth/Meath	29
Cavan/Monaghan	5
Kerry	11
Cork	67
Carlow/Kilkenny/South Tipperary	14
Waterford/Wexford	43
Donegal	20
Sligo/Leitrim/West Cavan	7
Mayo	5
Galway/Roscommon	9
Midwest	41
SWTSCSIP	30
Total	750

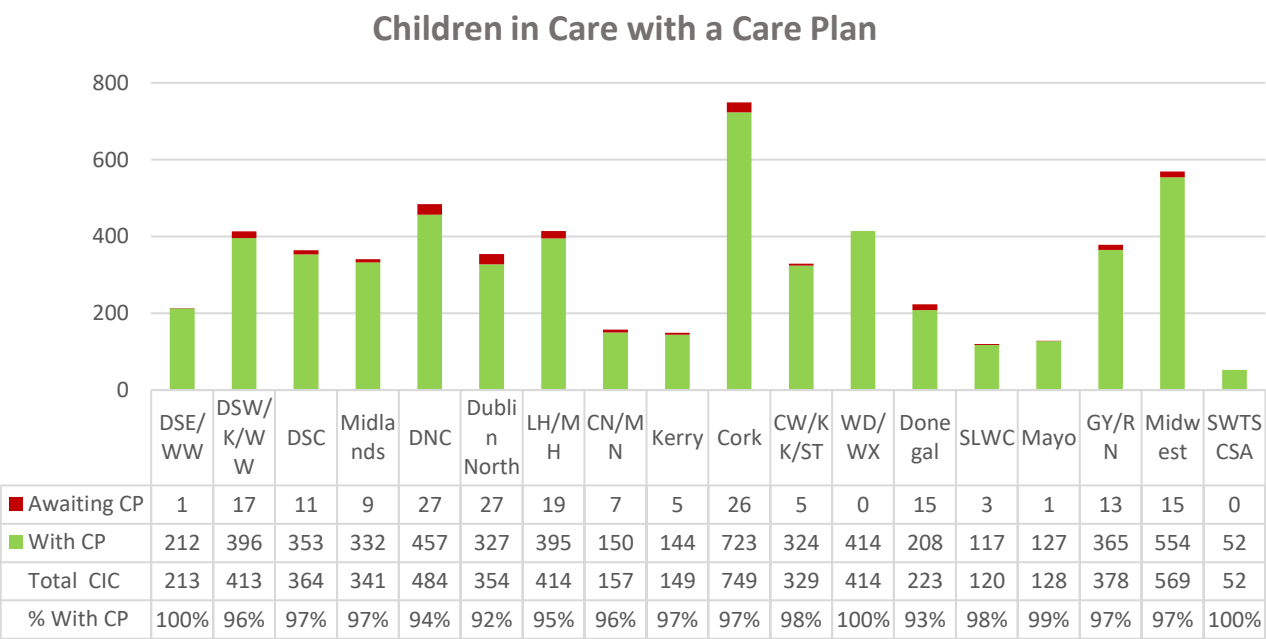
S – figures for Cavan/Monaghan and Mayo suppressed due to small numbers

Children in Care

- **89% (5,233) of children in care at the end of June 2021 had an allocated social worker**; down one percentage point from May 2021
- A total of 618 children were awaiting an allocated social worker; 33 more than May 2021 (585) and 219 (55%) more than Dec 2020 (399).
- Highest number awaiting reported by Midwest (99) followed by Midlands (77), Dublin North City (67), Waterford/Wexford (66), Dublin North (60) and Louth/Meath (60). These six areas account for 69% (429) of all cases awaiting allocation.
- One area (Mayo) along with the Social Work Team for Separated Children Seeking International Protection reporting 100%



- **97% (5,650) of children in care at the end of June 2021 had an up-to-date care plan**; up one percentage point from May 2021.
- A total of 201 children did not have an up-to-date care plan; 31 fewer than May (232) and one more than Dec 2020 (200).
- Highest numbers with no up-to-date care plan reported by Dublin North City (27), Dublin North (27) and Cork (26).



It should be noted that variances have been identified in how data on this metric are being reported by areas. In some areas care plans that have fallen due for review and not updated are included. Also, it should be noted that where a care plan is not up-to-date, the care plan in place (albeit that it is awaiting review) is used to support the care of the child.

Child Protection Notification System

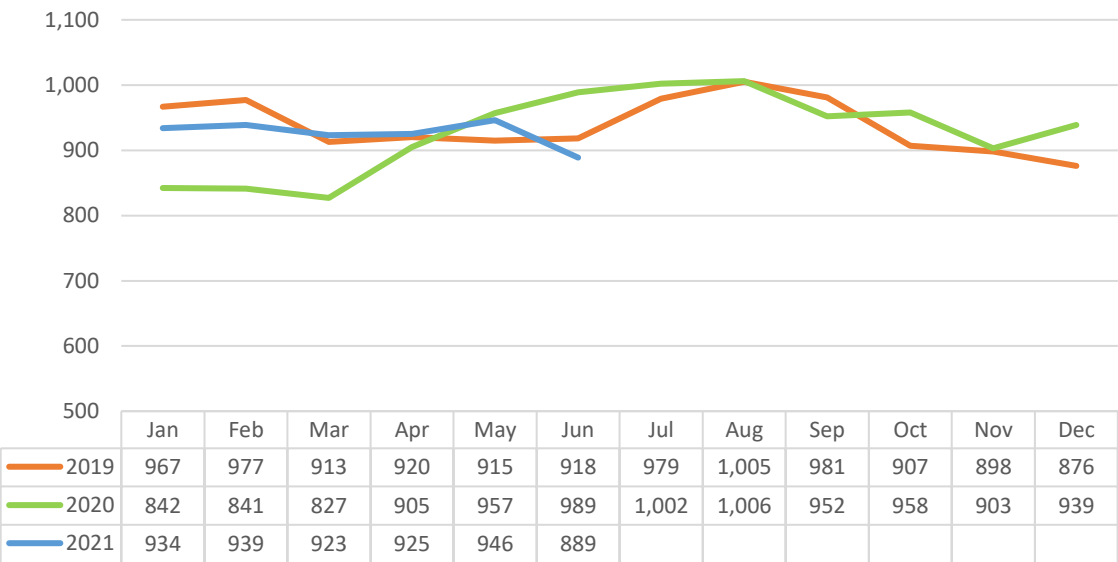
- **889 children listed as “active” at the end of June 2021**; 57 fewer than May 2021 (946) and the fewest number since March 2020 (827). There were 100 fewer children “active” at the end of June 2021 than June 2020 (957).

The number of children listed as "active" from April 2020 needs to be interpreted with caution, due to the deferral of some review child protection conferences (where decisions are made to remove children listed as "active") during the Covid-19 restrictions. Guidance issued by Tusla on foot of the COVID-19 restrictions advised that following discussion and evaluation of safety plans, review conferences could be deferred for a maximum of 3 months.

- All children listed as “active” at the end of June 2021 had an **allocated social worker**.

- Highest number of children listed as “active” at the end of June 2021 reported by Midwest (91) followed by Cork (84) and Dublin North (82).
- Fewest number listed as “active” reported by Sligo/Leitrim/West Cavan (12) followed by Galway/Roscommon (18) and Louth/Meath (21).
- Highest rate per 10,000 population under 18 years reported by Dublin North City (14.5/10,000) followed by Donegal (14.0/10,000) and Carlow/Kilkenny/South Tipperary (12.4/10,000).
- Lowest rates reported by Galway/Roscommon (2.3/10,000) and Louth/Meath (2.3/10,000). Eight areas reported a rate equal to or higher than the national rate of 7.5/10,000
- 6 areas had more children listed as “active” at the end of June 2021 than May 2021. Largest increases reported Donegal and Dublin South East/Wicklow, both up six/. Largest decreases reported by Midlands (down 29), Midwest (down 11) and Dublin North City (down 10).
- 6 areas had more children active at the end of June 2021 than at the same period last year. Largest increases reported by Dublin North (up 30) and Dublin South East/Wicklow (up 27). Largest decreases reported by Carlow/Kilkenny/South Tipperary (down 45), Waterford/Wexford (down 36) and Galway/Roscommon (down 30).

Children "Active" on the CPNS



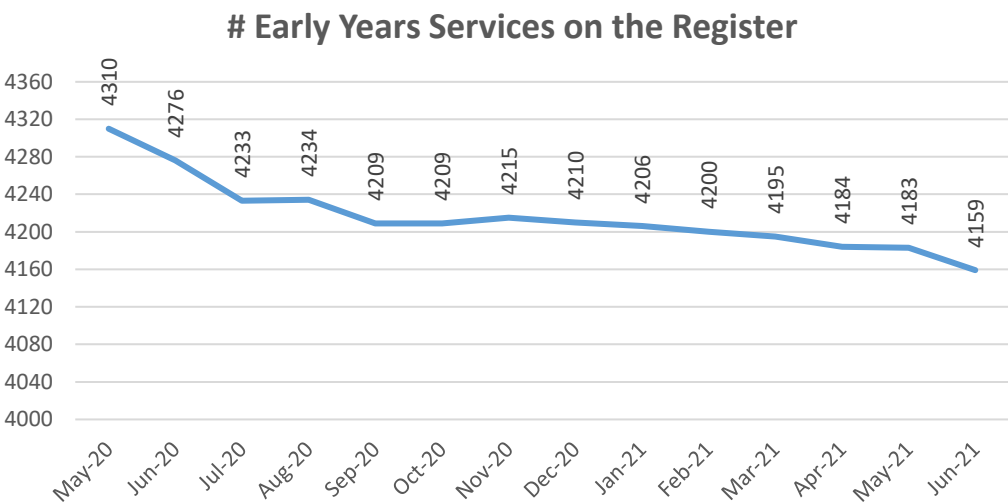
Number and rate of children “active” on the CPNS, by area (ranked by rate)

Area	Jun-20	May-21	Jun-21	Jun-21 v Jun-20	Jun-21 v May-21	Population	Rate/10,000
Dublin North City	85	75	65	-20	-10	44927	14.5
Donegal	48	54	60	12	6	42865	14.0
Carlow / Kilkenny / South Tipperary	123	75	78	-45	3	63009	12.4
Mayo	22	30	34	12	4	31968	10.6
Mid West	107	102	91	-16	-11	96266	9.5
Waterford / Wexford	98	62	62	-36	0	68513	9.0
Dublin North	52	80	82	30	2	100654	8.1
Kerry	31	36	28	-3	-8	34527	8.1
Dublin South West / Kildare / West Wicklow	61	85	79	18	-6	108186	7.3
Dublin South East / Wicklow	36	57	63	27	6	86810	7.3
Dublin South Central	63	51	47	-16	-4	65564	7.2
Cavan / Monaghan	15	27	24	9	-3	36446	6.6
Cork	106	92	84	-22	-8	134015	6.3
Midlands	51	70	41	-10	-29	80193	5.1
Sligo / Leitrim / West Cavan	13	12	12	-1	0	23554	5.1
Louth / Meath	30	19	21	-9	2	93093	2.3
Galway / Roscommon	48	19	18	-30	-1	79912	2.3
Total	989	946	889	-100	-57	1190502	7.5

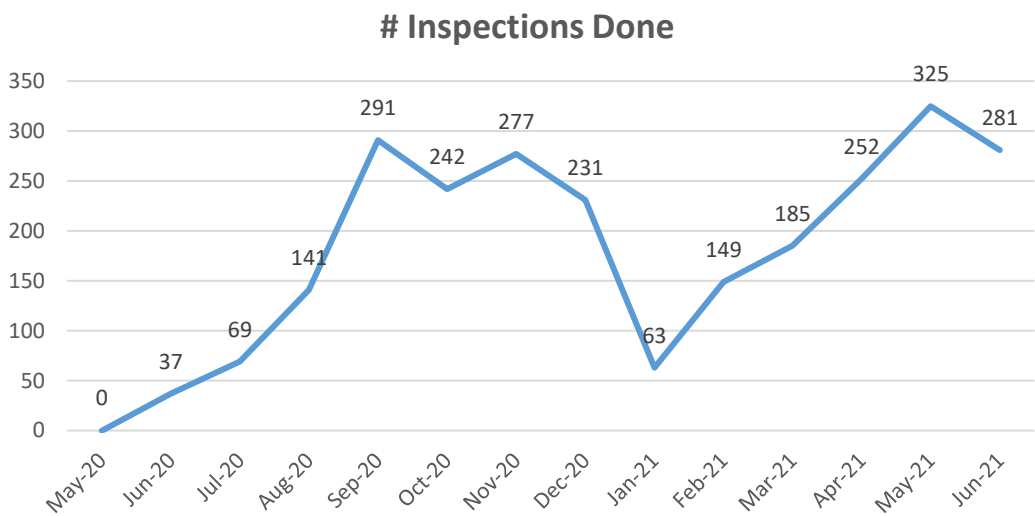
Children's Services Regulation

EARLY YEARS INSPECTORATE

- **4,159 early years services on the register at the end of June 2021**, 24 fewer than May 2021 (4,183) and the seventh consecutive monthly decrease. There were 117 (3%) fewer services on the register at the end of June 2021 than June 2020 (4,276).

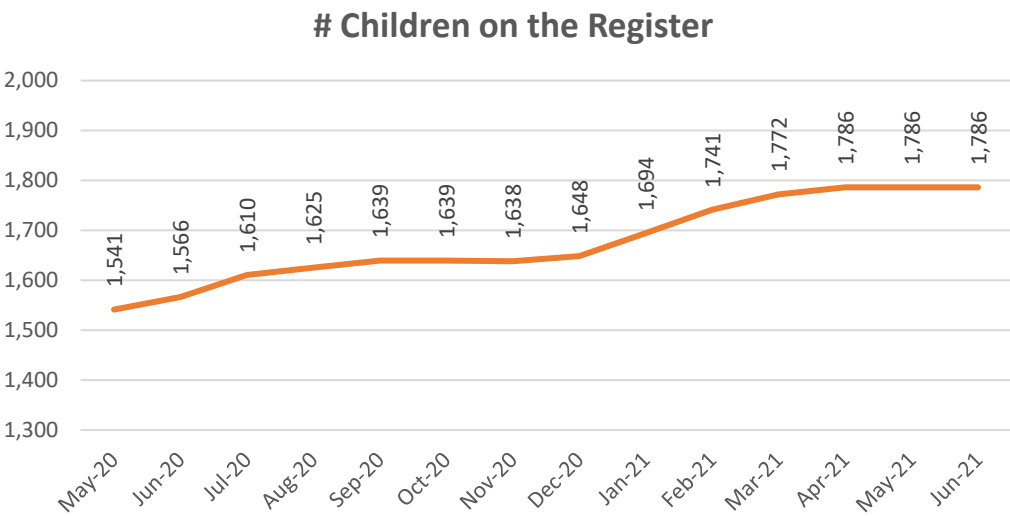


- **281 inspections of early years services done in June 2021.** Brings to 1,255 the number of inspections for 2021. *Number of inspections impacted, due to the closure of services under the Covid-19 restrictions.*

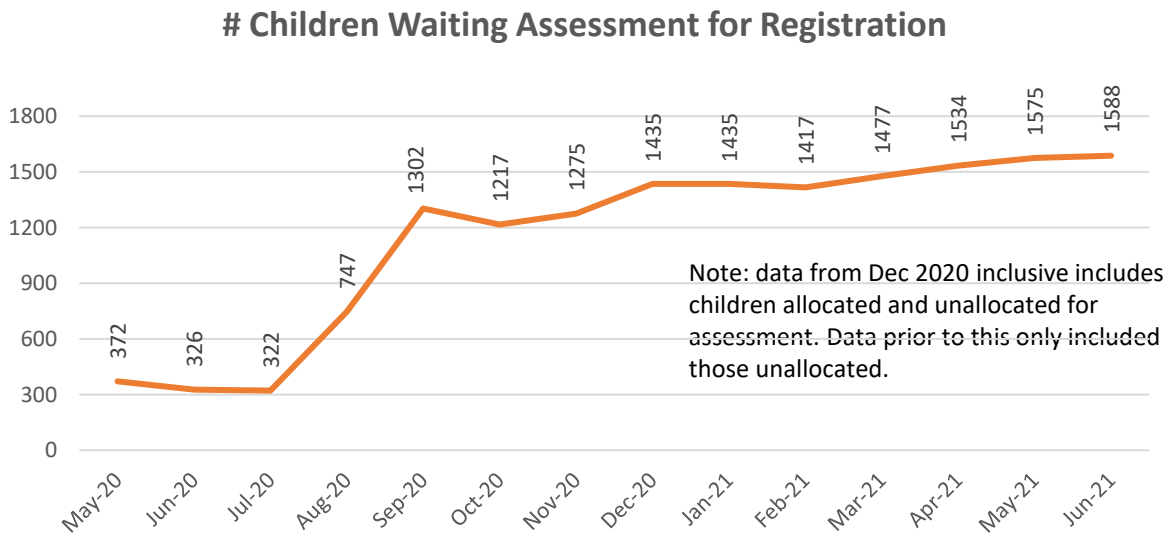


ALTERNATIVE EDUCATION ASSESSMENT AND REGISTRATION SERVICE

- **1,786 children on the register for home education at the end of June 2021**, no change from April 2021. The number of children on the register is up 14% (220) on June 2020 (1,566).



- **1,588 children on a waiting list for assessment at the end of June 2021**, 13 (1%) more than May 2021 (1,575) and 153 (11%) more than Dec 2020 (1,435). The increase in numbers awaiting assessment in recent months is due to an increase in applications received over the same period.



Tusla Education Support Services

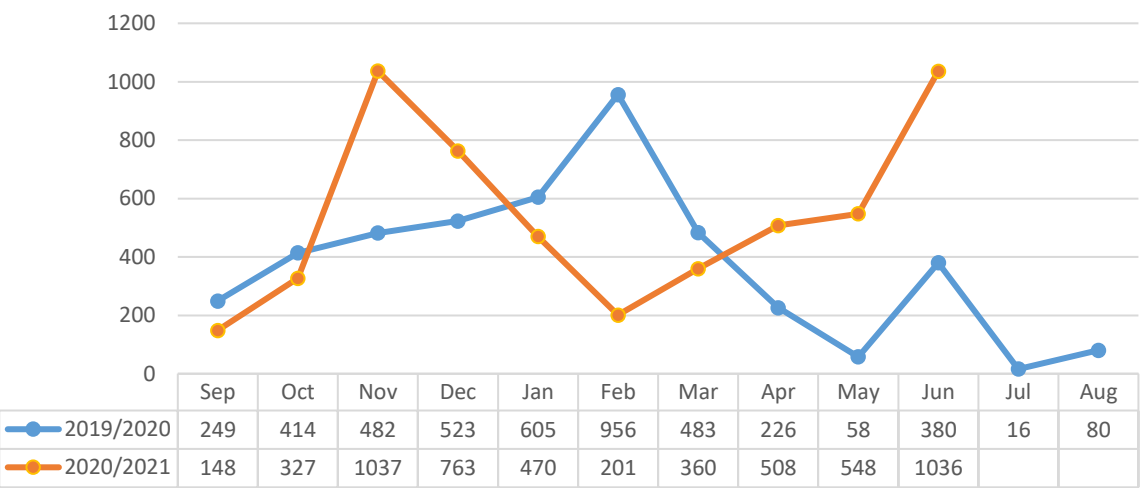
Service activity from March – June 2020 and January –March 2021 impacted by the closure of schools (Covid-19)

- **1,036 referrals screened** by senior educational welfare services in June 2021, bringing the number of referrals screened for the 10 months (September – June 2021) to 5,398.
- The number of referrals for June 2021 is up 656 on June 2020 (380) and the number of referrals for the 10 months (September –June) (5,398) is up 1,022 (23%) on the same period in 2019/2020 (4,376).

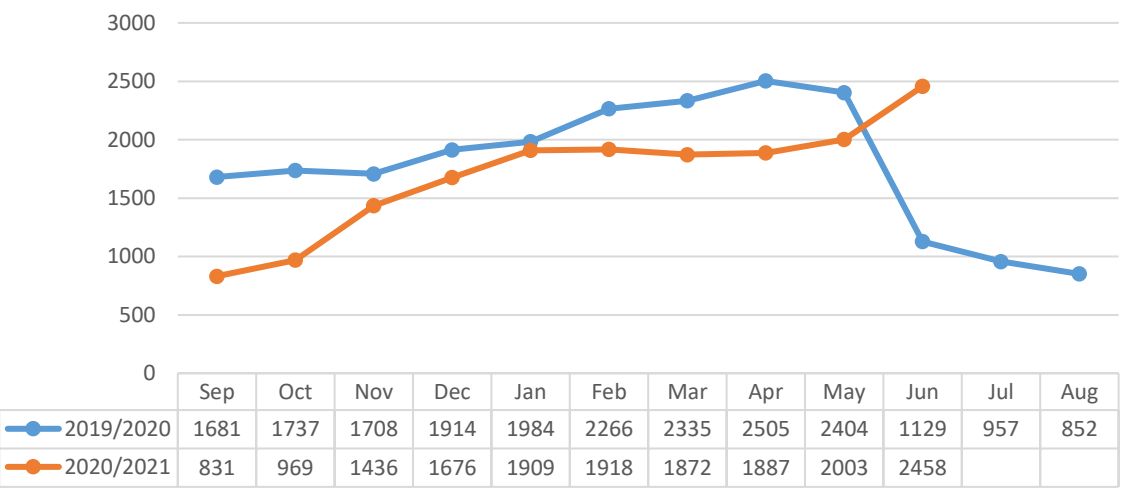
- **2,458 referrals on a waiting list** for educational welfare services at the end of June 2021, 455 (23%) more than May 2021 (2,003), third consecutive monthly increase. The number of referrals on a waiting list is up 1,329 (118%) from June 2020 (2,458).

- **200 new individual children worked** with in June 2021, 32 (19%) more than May 2021 (168) and 114 (134%) more than June 2020 (86).
- Brings to 2,413 the number of new individual children worked with for the 10 months September – June 2021, 195 (9%) more than the same period in 2019/2020 (2,218).

Referrals for Educational Welfare Service



Referrals on a Waiting List at Month End



Number of New Individual Children Worked with in the Month

