



An Ghníomhaireacht um  
Leanaí agus an Teaghlach  
Child and Family Agency

# **MONTHLY SERVICE PERFORMANCE AND ACTIVITY REPORT**

**July 2022**

16 September 2022  
Version 1.0

**Note: Data presented are latest available and can change from data previously published due to ongoing validation**

# Table of Contents

<a href="#"><u>Headline Data – July 2022</u></a>	3
<a href="#"><u>Child Protection &amp; Welfare</u></a>	4
<a href="#"><u>Retrospective Cases of Abuse</u></a>	8
<a href="#"><u>Mandated Reports – Child Protection &amp; Welfare</u></a>	12
<a href="#"><u>Mandated Reports – Retrospective Abuse</u></a>	14
<a href="#"><u>Children in Care</u></a>	16
<a href="#"><u>Child Protection Notification System</u></a>	19
<a href="#"><u>Children’s Services Regulation</u></a>	20
<a href="#"><u>Tusla Education Support Services</u></a>	21

# Headline Data – July 2022

## Child Protection & Welfare

- 21,359 cases open to social work at the end of July 2022, 658 (3%) fewer than June 2022 (22,017) and 1,568 (7%) fewer than July 2021 (22,927), first decrease after two consecutive monthly increases.
- 76% (16,151) of cases open to social work had an allocated social worker.
- 5,208 (24%) cases awaiting allocation of a social worker at the end of July 2022, 227 (4%) fewer than June 2022 (5,435), first decrease after fourth consecutive increases.
- Six areas account for 64% (3,355) of cases awaiting allocation: Dublin South West/Kildare/West Wicklow (724), followed by Waterford/Wexford (615), Cork (518), Dublin South Central (503), Dublin North (498) and Dublin North City (497).
- 7% (366) of cases awaiting allocation at the end of July 2022 were categorised as high priority, 16 (5%) more than June 2022 (350).

*Cases awaiting allocation include cases held on duty, unallocated child protection and welfare cases including children in care.*

## Cases of Retrospective Abuse

**Cases of retrospective abuse are undergoing review and categorisation following the implementation of the Tusla Child Abuse Substantiation Procedure (CASP) on the 27 June 2022. Hence data for July 2021 is not available at this time. The CASP replaces the “Policy and Procedures for Responding to Allegations of Abuse and Neglect”, which has been in use since 2014.**

- 1,501 cases open to social work at the end of June 2022, 22 fewer than May 2022 (1,523).
- 62% (936) of cases of retrospective abuse open to social work had an allocated social worker, up from 59% at the end of May 2022.
- 565 cases awaiting allocation at the end of June 2022, 65 (10%) fewer than May 2022 (630) and the third consecutive decrease.
- Five areas account for 67% (377) of all cases awaiting allocation: Midwest (110), Galway/Roscommon (77), Dublin North City (74), Cork (64) and Donegal (52)

## Children in Care

- 5,826 children in care at the end of July 2022; 10 fewer than June 2022 (5,836) and 17 fewer children in care than the same time last year (5,843).
- 838 (14%) children in care at the end of July 2022 were in placements with private providers, 6 fewer than June 2022 (844) and 73 (10%) more than at the end of July 2021 (765).

- 87% (5,051) of children in care at the end of July 2022 had an allocated social worker; no change from June 2022.
- A total of 775 children were awaiting an allocated social worker, 45 (6%) more than June 2022 (730).

## Child Protection Notification System (CPNS)

- 930 children listed as “active” at the end of July 2022; 15 (2%) more than June 2022 (915).
- There were 24 (3%) more children “active” at the end of July 2022 than July 2021 (906).
- All children listed as “active” at the end of July 2022 had an allocated social worker.

## Children’s Services Regulation

- 4,061 early years services on the register at the end of July 2022, 33 fewer than June 2022 (4,095). There were 71 (2%) fewer services on the register at the end of July 2022 than July 2021 (4,132).
- 140 inspections of early years services done in July 2022, 88 (39%) fewer than June 2022 (228). This brings to 1,487 the number of inspections for the first seven months of 2022, 90 (6%) more than the same period in 2021 (1,397). *Number of inspections for early 2021 impacted due to the closure of services under the Covid-19 restrictions.*
- 1,891 children on the register for home education at the end of July 2022, 40 more than June 2022 (1,851) and 125 (7%) more than July 2021 (1,766).
- 1,623 children on a waiting list for assessment at the end of July 2022, 11 (<1%) more than June 2022 (1,612) and eight more than July 2021 (1,615), first increase after five consecutive monthly decreases.

## Tusla Education Support Services

*Service activity for 2020/2021 impacted by the closure of schools (Covid-19)*

- 135 referrals screened by senior educational welfare services in July 2022. Brings to 6,603 the number of referrals screened for the 11 months September 2021 – July 2022, 1,113 (20%) more than September 2020 – July 2021 (5,490).
- 3,574 referrals on a waiting list for educational welfare services at the end of July 2022, 43 fewer than June 2022 (3,617) and 1,325 (59%) more than July 2021 (2,249).
- 41 new individual children worked with in July 2022. Brings to 2,977 the number of new individual children worked with for the 11 months September 2021 – July 2022, 436 (17%) more than September 2020 – July 2021 (2,541).

# Child Protection and Welfare

## Referrals<sup>1</sup>

- **5,868 referrals** in July 2022, 1,065 (15%) fewer than June 2022 (6,933) and 519 (8%) fewer than July 2021 (6,387). This brings to at least 46,421 the number of referrals for the first seven months of 2022, 5,202 (13%) more than the same period in 2021 (41,219).

*It should be noted that the data presented for January – March 2022 has been updated to reflect final validated figures for this period. Data for the remaining months of 2022 is based on referrals logged on NCCIS at the time the data was extracted for reporting. Referrals logged after the date the data was extracted are not included, nor are figures updated until quarterly validation is complete.*

## Open Cases

- **21,359 cases open to social work** at the end of July 2022, 658 (3%) fewer than June 2022 (22,017) and 1,568 (7%) fewer than July 2021 (22,927), first decrease after two consecutive monthly increases. *Note: open cases include, all cases held on duty, allocated and unallocated child protection and welfare cases including children in care.*

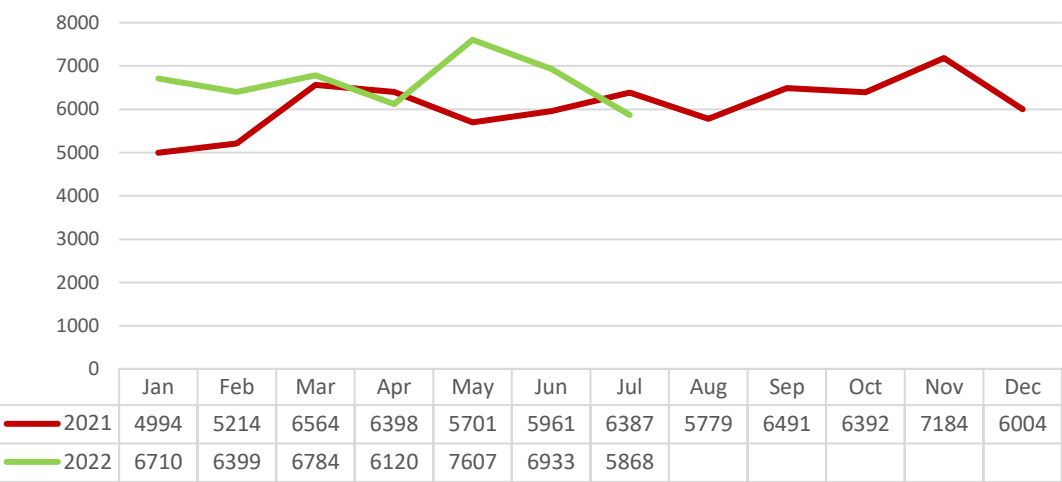
**The data presented on cases is based on the status of cases on the National Child Care Information System (NCCIS) at month end.**

*Data for May and June 2021 is not available due to the impact of the HSE cyber attack. The data on open cases is based on the time actions are recorded on NCCIS, hence data during the period when the system was not available is not meaningful (pages 4 -7).*

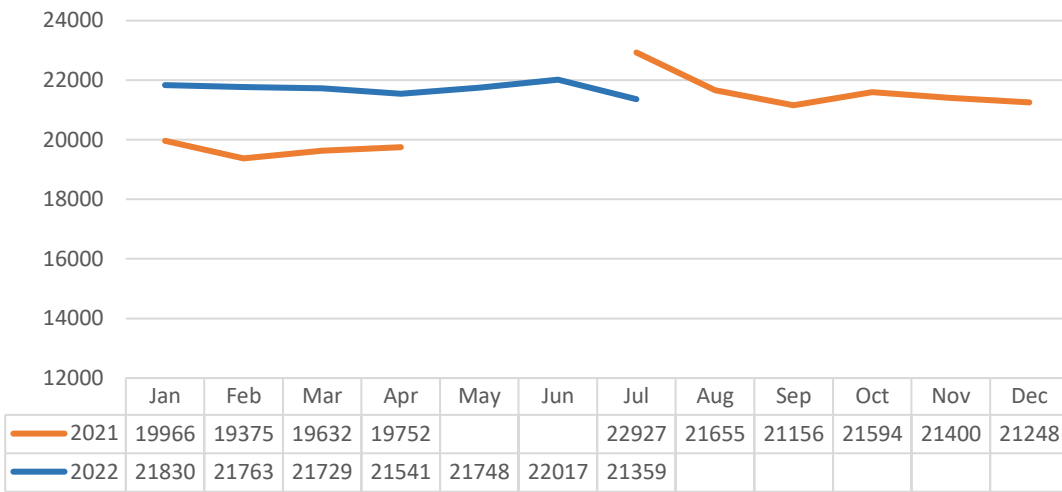
## Allocated Cases

- **16,151 open cases allocated** to a social worker at the end of July 2022, 431 (3%) fewer than June 2022 (16,582) and 1,093 (6%) fewer than July 2021 (17,244), fifth consecutive monthly decrease.
- Allocated cases account for 76% of open cases, up one percentage point from June 2022.

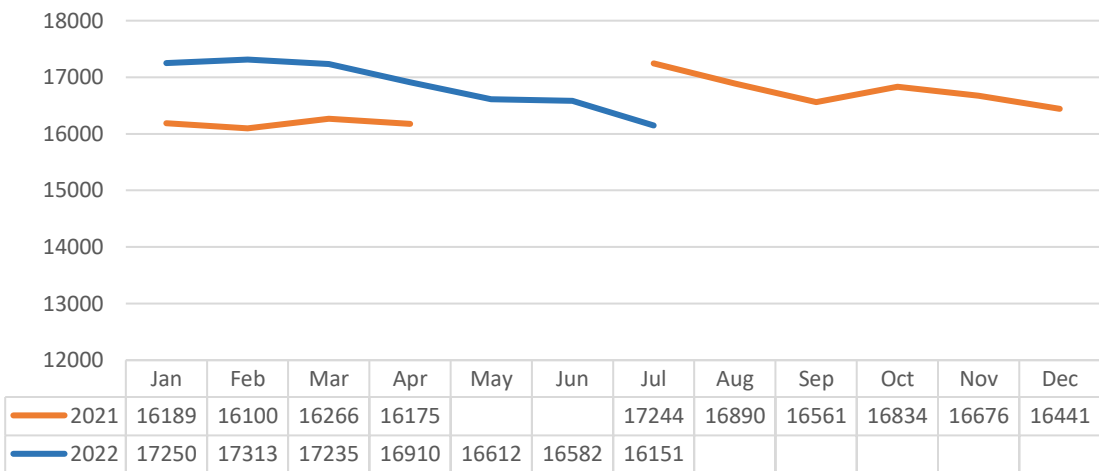
# Referrals



Number of Open Cases



Number of Allocated Cases



<sup>1</sup> Referrals include referrals meeting the eligibility criteria for child protection and welfare services, multiple reports of the same concern and referrals not meeting the eligibility criteria for child protection and welfare services. Referrals not meeting the eligibility criteria for child protection and welfare include: a request for diversion to another agency; a report in which there are no reasonable grounds for concern or no harm identified to a child indicated; a report that does not warrant a Tusla child protection and welfare led intervention (these could be children who need additional supports to stop problems or difficulties worsening but social work led intervention is not required and diversion to Prevention Partnership and Family Support is considered). This was clarified in guidance issued to staff in October 2019. Prior to October 2019, only referrals meeting the eligibility criteria for child protection and welfare services were counted, with the exception of a small number of areas.

# Child Protection & Welfare

## Cases Awaiting Allocation of a Social Worker

Cases awaiting allocation include cases held on duty, unallocated child protection and welfare cases including children in care

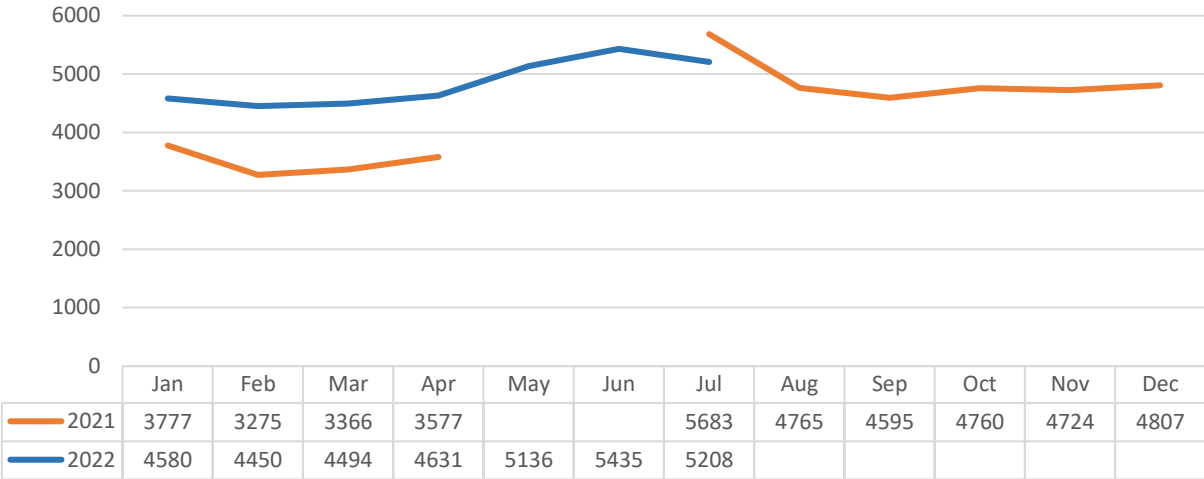
- 5,208 cases awaiting allocation of a social worker at the end of July 2022, 227 (4%) fewer than June 2022 (5,435) and 475 (8%) fewer than July 2021 (5,683). First decrease after four consecutive monthly increases. Cases awaiting allocation account for 24% of open cases (21,359), down from 25% at the end of June 2022.

- 64% (3,358) of cases awaiting allocation at the end of July 2022 were “active on duty”. This means that actions were undertaken by dedicated duty teams or rotating social workers on a duty roster to progress the protection and welfare of the cases. Examples of actions undertaken include telephone calls relating to the concern, visits to see children, completing initial assessments and child in care reviews or care plans.

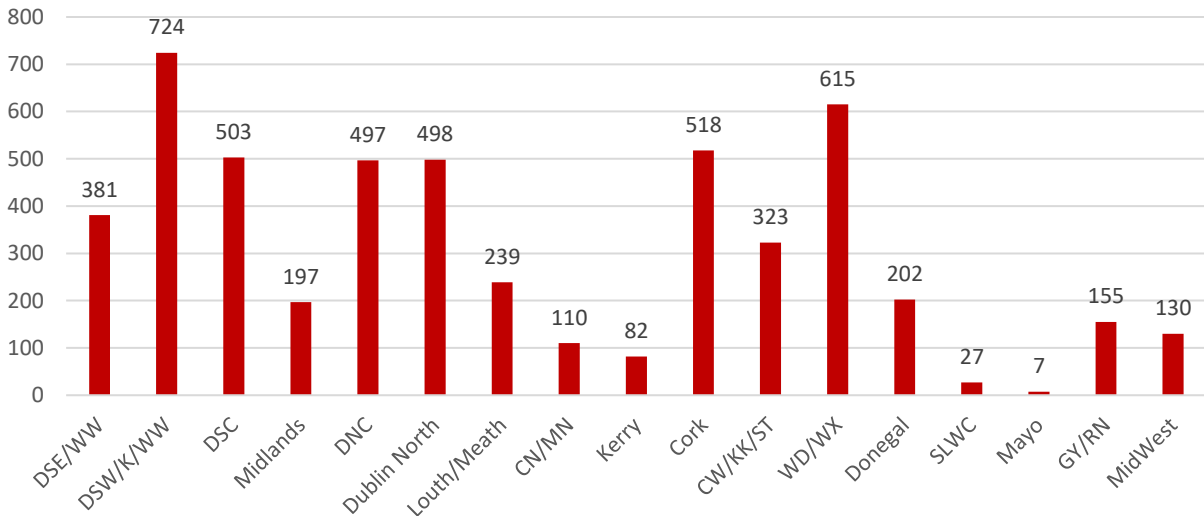
- Highest number of cases awaiting allocation reported by Dublin South West/Kildare/West Wicklow (724), followed by Waterford/Wexford (615), Cork (518), Dublin South Central (503), Dublin North (498) and Dublin North City (497). These six areas account for 64% (3,355) of cases awaiting allocation.

- 366 cases awaiting allocation at the end of July 2022 were categorised as high priority, 16 (5%) more than June (350).
- High priority cases account for 7% of cases awaiting allocation, up from 6% at the end of June 2022.
- 52% (2,734) of cases awaiting allocation were categorised at medium priority while the remaining 40% (2,108) were low priority.
- Highest number of high priority cases reported by Waterford/Wexford (41) followed by DSW/K/WW (34), Midlands (34), Dublin South East/Wicklow (33) and Louth/Meath (30). These five areas account for 47% (172) of all high priority cases awaiting.

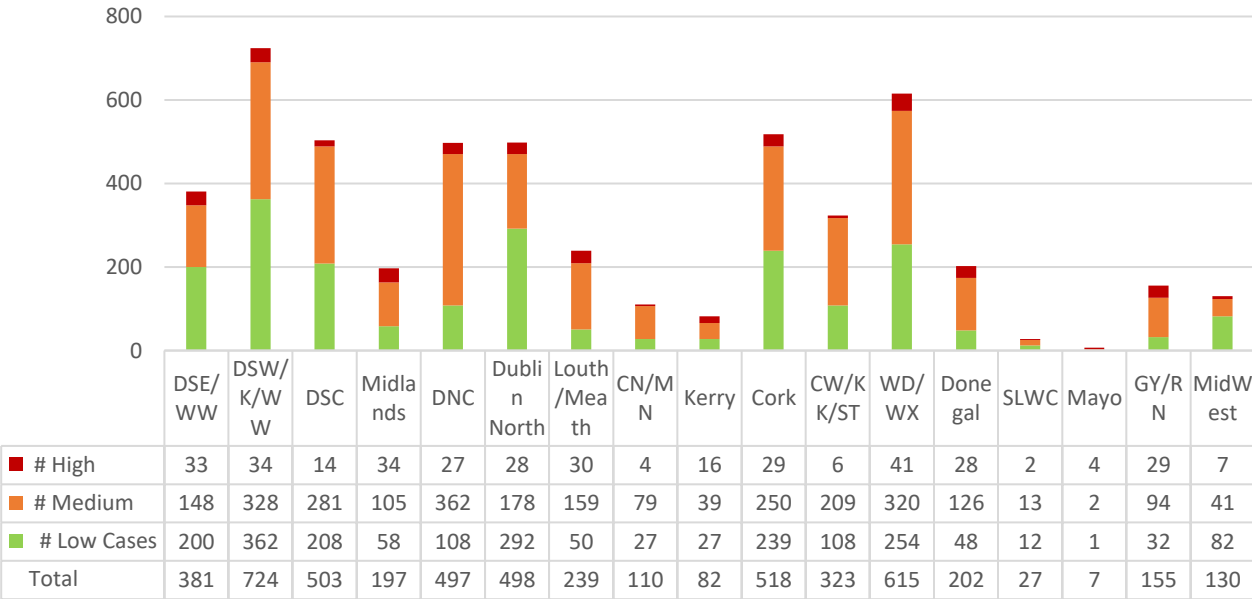
Number of Unallocated Cases



Number of Unallocated Cases



Number Unallocated Cases by Priority Level



# Child Protection & Welfare

## Cases Awaiting Allocation

- 6 areas reported an increase in unallocated cases from June 2022.
- Largest increase reported by Dublin North City (up 123; 33%) followed by Waterford/Wexford (up 88; 17%), Carlow/Kilkenny/South Tipperary (up 29; 10%), DSW/K/WW (up 17; 2%), Dublin North (up 11; 2%) and Cavan/Monaghan (up 3; 3%).
- Of the 10 areas that reported a decrease, the largest decreases were reported by Louth/Meath (down 176; 42%), Cork (down 111; 18%) and Dublin South East/Wicklow (down 80; 17%). The remaining area (Galway/Roscommon) reported no change from June 2022.
- Nationally 24% of open cases were unallocated at the end of July 2022. Seven areas reported a percentage equal to or higher than the national average of 24%. Highest percentage (41%) reported by Dublin South West/Kildare/West Wicklow followed by Dublin South Central (38%), and Carlow/Kilkenny/South Tipperary (35%). Lowest percentage reported by Mayo (2%), followed by Sligo/Leitrim/West Cavan (9%) and Midwest (10%).
- 7 areas had more cases awaiting allocation at the end of July 2022 than at the end of July 2021. Largest increases reported by Dublin North City (up 239; 33%), Dublin South West/Kildare/West Wicklow (up 216; 43%) and Carlow/Kilkenny/ South Tipperary (up 144; 80%).
- Of the 10 areas that reported a decrease, the largest decrease was reported by Dublin South Central (down 321; 39%) followed by Louth/Meath (down 304; 56%), Midwest (down 292; 69%) and Midlands (down 150; 43%).

Area	Jul-21 # Unallocated	Jul-21 % Unallocated	May-22 # Unallocated	Jun-22 # Unallocated	Jul-22 # Unallocated	Jul-22 % Unallocated	May-Jul	Jul-22 v Jul- 21	% Δ	Jul 22 v Jun- 22	% Δ2
DSE/WW	404	36%	359	461	381	34%		-23	-6%	-80	-17%
DSW/K/WW	508	33%	700	707	724	41%		216	43%	17	2%
DSC	824	49%	423	529	503	38%		-321	-39%	-26	-5%
Midlands	347	20%	229	235	197	11%		-150	-43%	-38	-16%
DNC	258	14%	279	374	497	25%		239	93%	123	33%
Dublin North	545	20%	443	487	498	22%		-47	-9%	11	2%
Louth/Meath	543	34%	576	415	239	21%		-304	-56%	-176	-42%
CN/MN	75	12%	60	107	110	18%		35	47%	3	3%
Kerry	84	14%	81	90	82	16%		-2	-2%	-8	-9%
Cork	467	19%	584	629	518	23%		51	11%	-111	-18%
CW/KK/ST	179	21%	242	294	323	35%		144	80%	29	10%
WD/WX	528	27%	590	527	615	33%		87	16%	88	17%
Donegal	286	37%	207	234	202	28%		-84	-29%	-32	-14%
SLWC	73	19%	29	34	27	9%		-46	-63%	-7	-21%
Mayo	9	3%	29	19	7	2%		-2	-22%	-12	-63%
GY/RN	131	11%	106	155	155	16%		24	18%	0	0%
MidWest	422	28%	199	138	130	10%		-292	-69%	-8	-6%
TOTAL	5,683	25%	5136	5435	5208	24%		-475	-8%	-227	-4%

Cases awaiting allocation include cases held on duty, unallocated child protection and welfare cases including children in care



# Child Protection & Welfare

## Summary Tables

Referrals				Open Cases			Allocated Cases			Unallocated Cases		
Area	Jun-22	Jul-22	Δ	Jun-22	Jul-22	Δ2	Jun-22	Jul-22	Δ3	Jun-22	Jul-22	Δ4
DSE/WW	271	216	-55	1,163	1,111	-52	702	730	28	461	381	-80
DSW/K/WW	670	535	-135	1,860	1,755	-105	1,153	1,031	-122	707	724	17
DSC	534	399	-135	1,387	1,329	-58	858	826	-32	529	503	-26
Midlands	792	521	-271	1,833	1,823	-10	1,598	1,626	28	235	197	-38
DNC	396	338	-58	2,019	2,005	-14	1,645	1,508	-137	374	497	123
Dublin North	578	504	-74	2,252	2,249	-3	1,765	1,751	-14	487	498	11
Louth/Meath	508	425	-83	1,250	1,160	-90	835	921	86	415	239	-176
CN/MN	249	163	-86	645	606	-39	538	496	-42	107	110	3
Kerry	166	168	2	507	527	20	417	445	28	90	82	-8
Cork	662	573	-89	2,377	2,275	-102	1,748	1,757	9	629	518	-111
CW/KK/ST	274	318	44	933	936	3	639	613	-26	294	323	29
WD/WX	488	484	-4	1,861	1,886	25	1,334	1,271	-63	527	615	88
Donegal	176	144	-32	751	715	-36	517	513	-4	234	202	-32
SLWC	126	133	7	356	316	-40	322	289	-33	34	27	-7
Mayo	147	100	-47	451	419	-32	432	412	-20	19	7	-12
GY/RN	376	321	-55	1,041	984	-57	886	829	-57	155	155	0
MidWest	520	526	6	1,331	1,263	-68	1,193	1,133	-60	138	130	-8
Total	6933	5868	-1065	22,017	21,359	-658	16,582	16,151	-431	5435	5208	-227

High Priority Awaiting				Medium Priority Awaiting			Low Priority Awaiting		
Area	Jun-22	Jul-22	Δ	Jun-22	Jul-22	Δ 2	Jun-22	Jul-22	Δ 3
DSE/WW	27	33	6	184	148	-36	250	200	-50
DSW/K/WW	35	34	-1	313	328	15	359	362	3
DSC	35	14	-21	263	281	18	231	208	-23
Midlands	29	34	5	143	105	-38	63	58	-5
DNC	4	27	23	273	362	89	97	108	11
Dublin North	43	28	-15	165	178	13	279	292	13
Louth/Meath	33	30	-3	295	159	-136	87	50	-37
CN/MN	12	4	-8	62	79	17	33	27	-6
Kerry	11	16	5	49	39	-10	30	27	-3
Cork	22	29	7	286	250	-36	321	239	-82
CW/KK/ST	8	6	-2	198	209	11	88	108	20
WD/WX	15	41	26	305	320	15	207	254	47
Donegal	34	28	-6	150	126	-24	50	48	-2
SLWC	1	2	1	23	13	-10	10	12	2
Mayo	12	4	-8	5	2	-3	2	1	-1
GY/RN	29	29	0	71	94	23	55	32	-23
MidWest	0	7	7	48	41	-7	90	82	-8
TOTAL	350	366	16	2833	2734	-99	2252	2108	-144

# Retrospective Cases of Abuse

Cases of retrospective abuse are undergoing review and categorisation following the implementation of the Tusla [Child Abuse Substantiation Procedure \(CASP\)](#) on the 27 June 2022. Hence data for July 2021 is not available at this time. The CASP replaces the “Policy and Procedures for Responding to Allegations of Abuse and Neglect”, which has been in use since 2014.

## Referrals

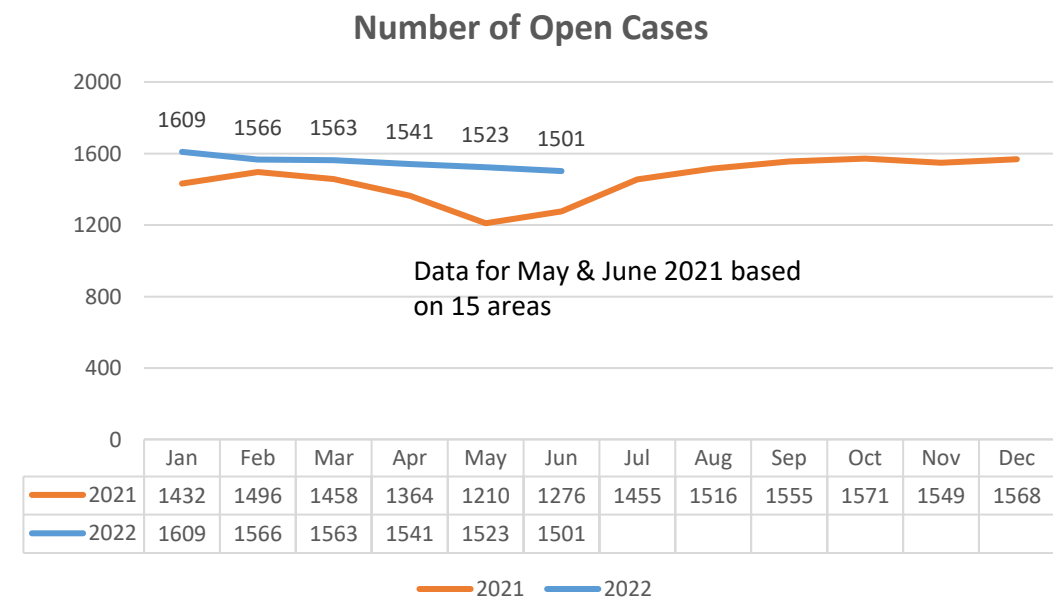
- **428 referrals of retrospective abuse** in June 2022, 42 (9%) fewer than May 2022 (470) and 194 (83%) more than June 2021 (234). Brings to 2,539 the number of referrals for the first six months of 2022, 1,014 (66%) more than the same period in 2021 (1,525).

Data for June 2022 is up to the 27 June 2022 when Tusla [Child Abuse Substantiation Procedure \(CASP\)](#) was implemented.

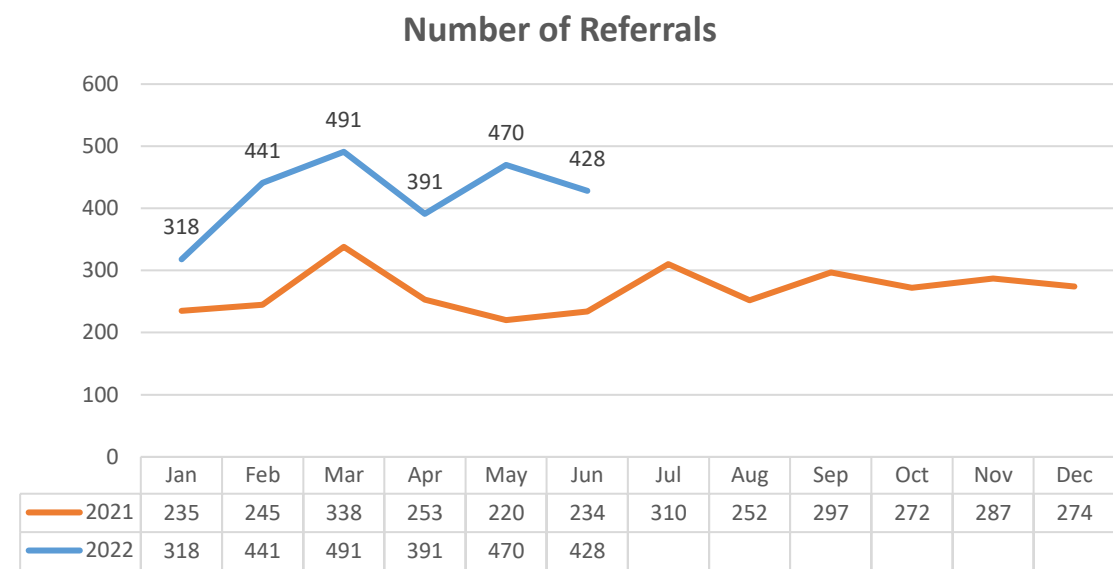
Data presented on retrospective cases of abuse (pages 8-11) for May and June 2021 is based on 15 areas. Data for Donegal and Sligo/Leitrim/West Cavan not available due to the impact of the cyber-attack.

## Open Cases

- **1,501 cases open to social work** at the end of June 2022, 22 fewer than May 2022 (1,523).

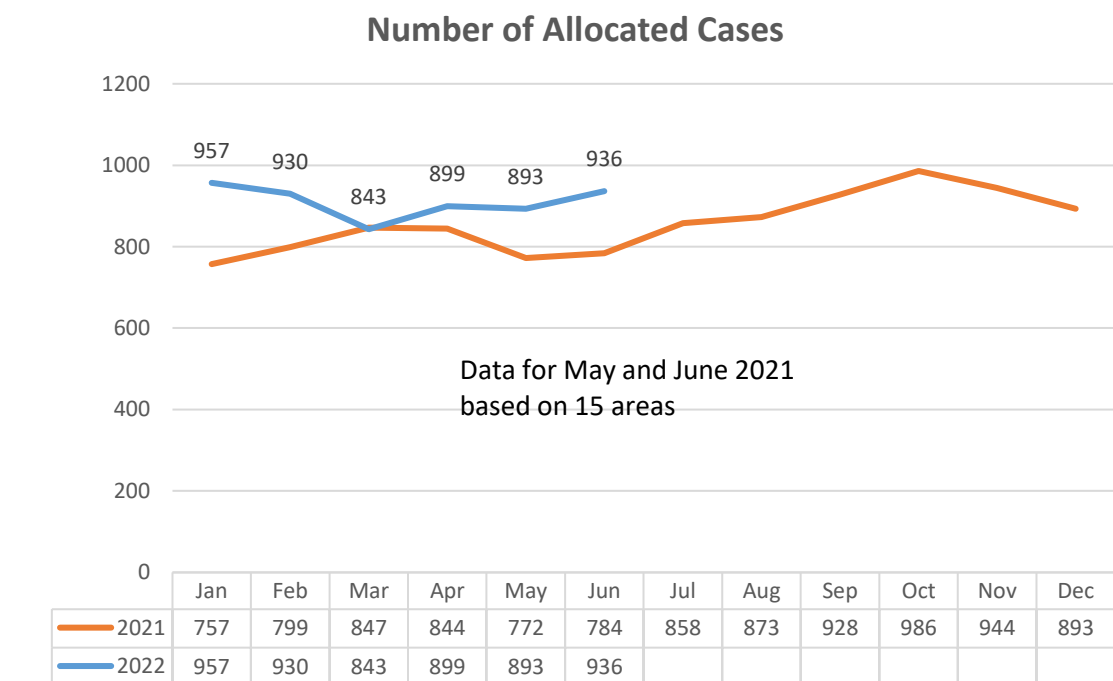


**Note:** all data on cases of retrospective abuse needs to be interpreted with caution due to concerns about the consistent interpretation of definitions.



## Allocated Cases

- **936 cases allocated to a social worker** at the end of June 2022, 43 more than at the end of May 2022 (893).
- Allocated cases account for 62% of open cases, up from 59% at the end of May 2022.



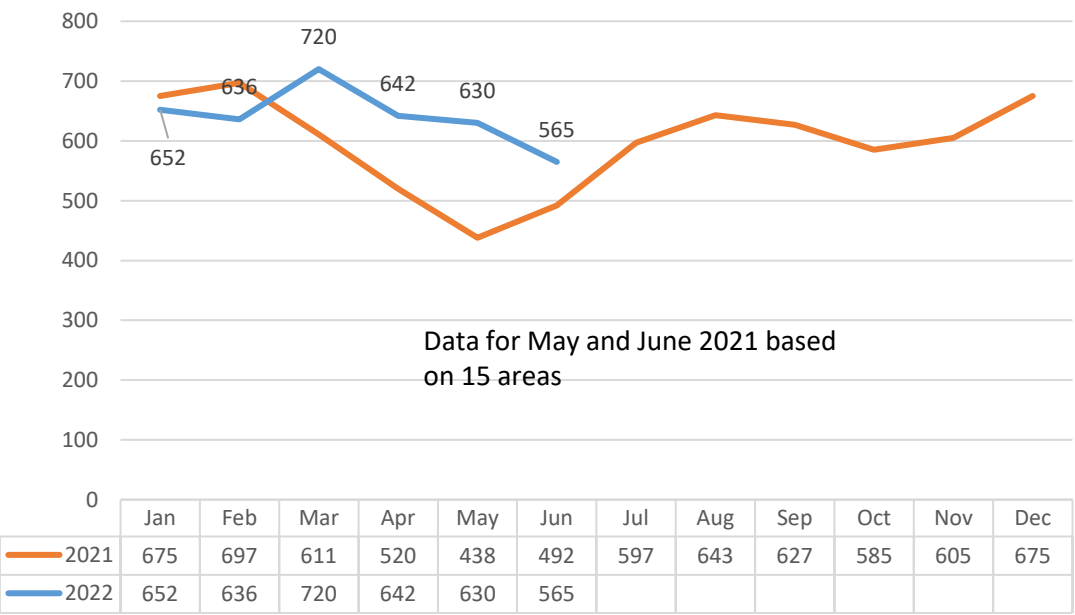


# Retrospective Cases of Abuse

## Cases Awaiting Allocation of a Social Worker

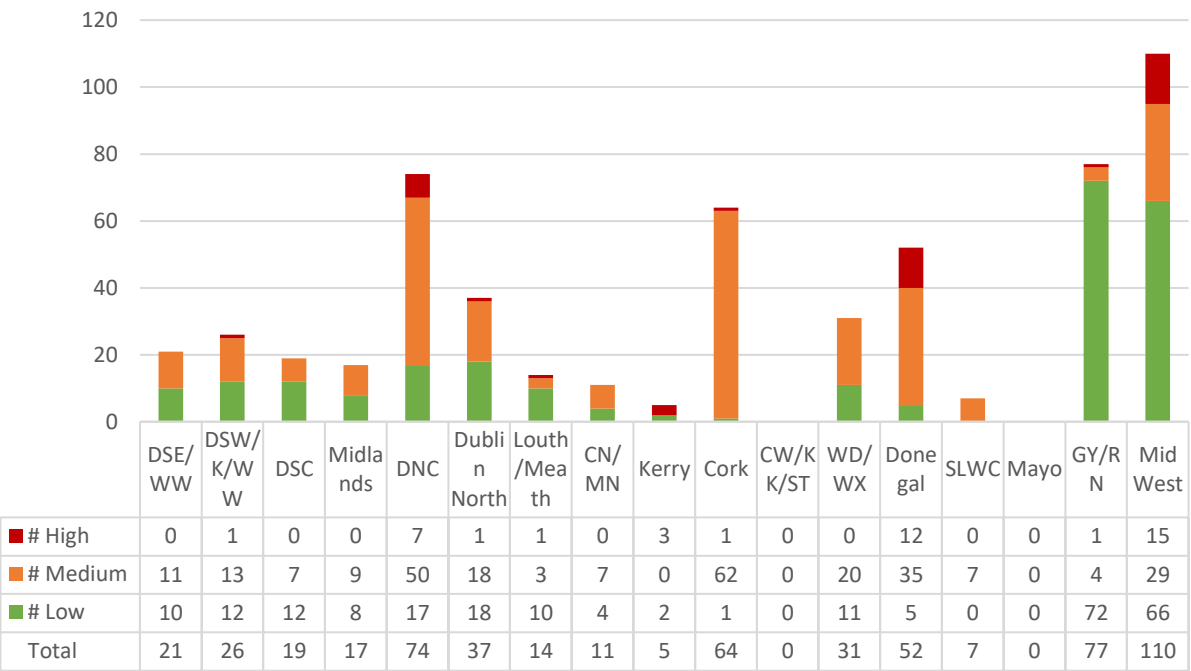
- **565 cases awaiting allocation** at the end of June 2022, 65 (10%) fewer than May 2022 (630) and the third consecutive decrease.
- Cases awaiting allocation account for 38% of open cases, down from 41% at the end of May 2022.
- Highest number of cases awaiting in Midwest (110) followed by Galway/Roscommon (77), Dublin North City (74), Cork (64) and Donegal (52). These five areas account for 67% (377) of cases awaiting allocation. Two areas (Carlow/Kilkenny/South Tipperary and Mayo) have no cases awaiting allocation.

Number of Unallocated Cases

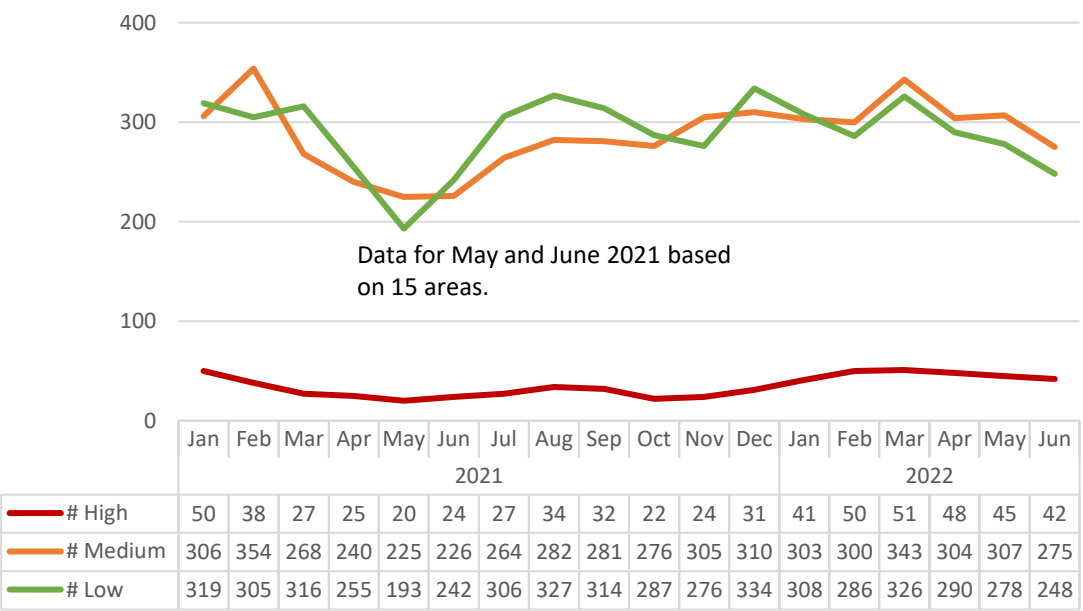


- **42 high priority cases awaiting allocation** at the end of June 2022, three fewer than May 2022 (45) and the third consecutive decrease after five consecutive monthly increases.
- High priority cases accounted for 7% of cases awaiting allocation at the end of June 2022 (565), no change from May 2022.
- High priority cases are reported by nine areas with the highest numbers reported by Midwest (15), Donegal (12) and Dublin North City (7).

Unallocated Cases by Priority Level and Area





















Unallocated Cases by Priority Level



# Retrospective Cases of Abuse

- **6 areas reported an increase** in cases awaiting allocation from May 2022, Waterford/Wexford (up 6), Galway/Roscommon (up 6), Midwest (up 6), Louth/Meath (up 5), Kerry (up 5) and Cavan/Monaghan (up 1).
- **8 areas reported an decrease** with the largest decrease reported by Dublin South West/Kildare/West Wicklow (down 21) followed by Dublin South Central (down 18), Carlow/Kilkenny/South Tipperary (down 16), Midlands (down 15) and Dublin South East/Wicklow (down 12).
- The remaining three areas (Donegal, Mayo and Sligo/Leitrim/ West Cavan) reported no change.
- 38% (565) of open cases are awaiting allocation nationally, with seven areas reporting a percentage equal to or higher than the national average. Highest percentages reported by Dublin South Central (73%), Donegal (70%), Galway/Roscommon (70%), Midwest (62%) and Louth/Meath (61%).

- **7/15 areas** had more cases awaiting allocation at the end of June 2022 than June 2021, while seven areas had fewer cases. Of the remaining three areas Mayo reported no change while data for Donegal and Sligo/Leitrim/West Cavan was not available for June 2021 due to the HSE cyber-attack. .
- Largest increases reported by Midwest (up 103), Dublin North City (up 40) and Galway/Roscommon (up 21). Largest decrease reported by Waterford/Wexford (down 43) followed by Dublin South West/Kildare/West Wicklow (down 42) and Kerry (down 37).

Area	Jun-21 # Unallocated	Jun-21 % Unallocated	Apr-22 # Unallocated	May-22 # Unallocated	Jun-22 # Unallocated	Jun-22 % Unallocated	Apr-Jun	Jun-22 v Jun- 21	% Δ	Jun 22 v May- 22	% Δ2
DSE/WW	9	90%	28	33	21	38%		12	133%	-12	-36%
DSW/K/WW	68	60%	61	47	26	33%		-42	-62%	-21	-45%
DSC	31	53%	33	37	19	73%		-12	-39%	-18	-49%
Midlands	26	72%	32	32	17	33%		-9	-35%	-15	-47%
DNC	34	25%	76	75	74	54%		40	118%	-1	-1%
Dublin North	34	21%	39	40	37	25%		3	9%	-3	-8%
LH/MH	2	6%	11	9	14	61%		12	600%	5	56%
CN/MN	0	0%	10	10	11	22%		11		1	10%
Kerry	42	49%	0	0	5	11%		-37	-88%	5	
Cork	90	60%	69	72	64	32%		-26	-29%	-8	-11%
CW/KK/ST	19	45%	22	16	0	0%		-19	-100%	-16	-100%
WD/WX	74	51%	30	25	31	16%		-43	-58%	6	24%
Donegal			53	52	52	70%				0	0%
SLWC			8	7	7	30%				0	0%
Mayo	0	0%	0	0	0	0%		0		0	
GY/RN	56	67%	63	71	77	70%		21	38%	6	8%
Midwest	7	6%	107	104	110	62%		103	1471%	6	6%
TOTAL	492	39%	642	630	565	38%				-65	-10%

# Retrospective Cases of Abuse

## Summary Tables

Area	Referrals May-22	Referrals Jun-22	Δ	Open Cases May-22	Open Cases Jun-22	Δ2	Allocated Cases May-22	Allocated Cases Jun-22	Δ3	Unallocated Cases May-22	Unallocated Cases Jun-22	Δ4
DSE/WW	21	20	-1	69	55	-14	36	34	-2	33	21	-12
DSW/K/WW	13	17	4	95	80	-15	48	54	6	47	26	-21
DSC	22	21	-1	48	26	-22	11	7	-4	37	19	-18
Midlands	30	16	-14	61	51	-10	29	34	5	32	17	-15
DNC	9	19	10	140	136	-4	65	62	-3	75	74	-1
Dublin North	47	28	-19	152	148	-4	112	111	-1	40	37	-3
LH/MH	65	44	-21	22	23	1	13	9	-4	9	14	5
CN/MN	17	14	-3	41	49	8	31	38	7	10	11	1
Kerry	25	11	-14	27	44	17	27	39	12	0	5	5
Cork	63	51	-12	190	198	8	118	134	16	72	64	-8
CW/KK/ST	31	36	5	41	29	-12	25	29	4	16	0	-16
WD/WX	50	77	27	189	194	5	164	163	-1	25	31	6
Donegal	4	4	0	75	74	-1	23	22	-1	52	52	0
SLWC	1	2	1	25	23	-2	18	16	-2	7	7	0
Mayo	4	27	23	63	83	20	63	83	20	0	0	0
GY/RN	35	27	-8	109	110	1	38	33	-5	71	77	6
Midwest	33	14	-19	176	178	2	72	68	-4	104	110	6
TOTAL	470	428	-42	1523	1501	-22	893	936	43	630	565	-65

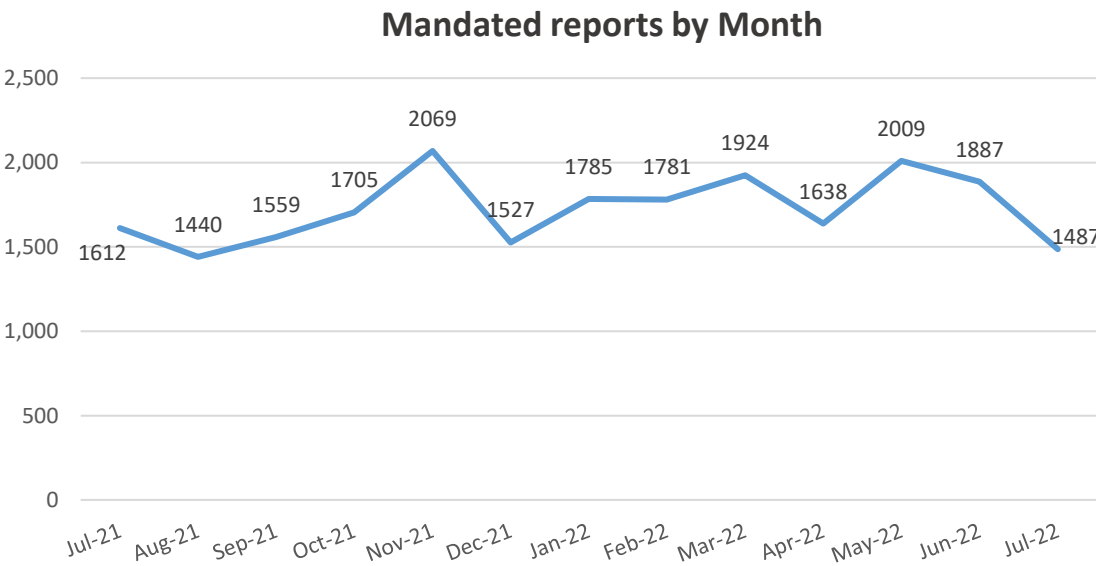
Area	High Priority Awaiting May-22	High Priority Awaiting Jun-22	Δ	Medium Priority Awaiting May-22	Medium Priority Awaiting Jun-22	Δ 2	Low Priority Awaiting May-22	Low Priority Awaiting Jun-22	Δ 3
DSE/WW	0	0	0	15	11	-4	18	10	-8
DSW/K/WW	6	1	-5	19	13	-6	22	12	-10
DSC	1	0	-1	15	7	-8	21	12	-9
Midlands	0	0	0	17	9	-8	15	8	-7
DNC	6	7	1	51	50	-1	18	17	-1
Dublin North	1	1	0	20	18	-2	19	18	-1
LH/MH	1	1	0	3	3	0	5	10	5
CN/MN	0	0	0	7	7	0	3	4	1
Kerry	0	3	3	0	0	0	0	2	2
Cork	1	1	0	70	62	-8	1	1	0
CW/KK/ST	0	0	0	8	0	-8	8	0	-8
WD/WX	0	0	0	9	20	11	16	11	-5
Donegal	12	12	0	35	35	0	5	5	0
SLWC	0	0	0	7	7	0	0	0	0
Mayo	0	0	0	0	0	0	0	0	0
GY/RN	1	1	0	3	4	1	67	72	5
Midwest	16	15	-1	28	29	1	60	66	6
TOTAL	45	42	-3	307	275	-32	278	248	-30

# Mandated Reports<sup>1</sup> – Child Protection & Welfare

- **1,487 mandated reports of abuse** received in July 2022, 400 (21%) fewer than June 2022 (1,887). This brings to at least 12,511 mandated reports for the first seven months of 2022, 2,438 (24%) more than the same period in 2021 (10,073).

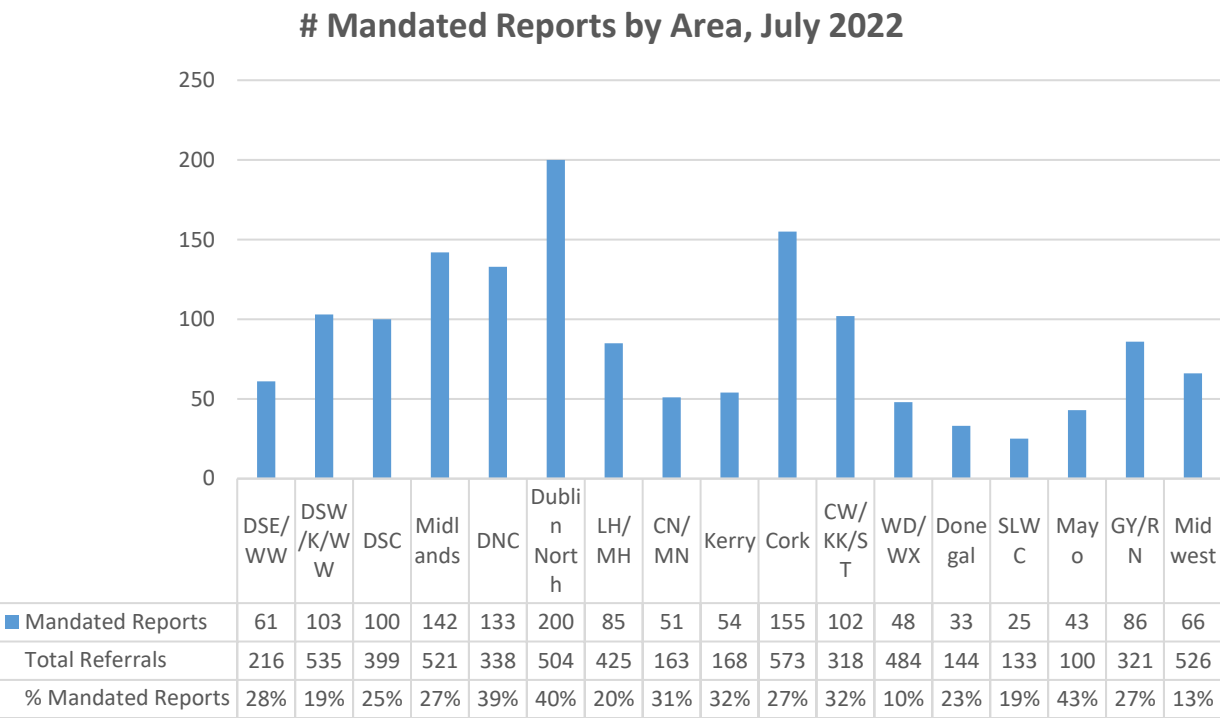
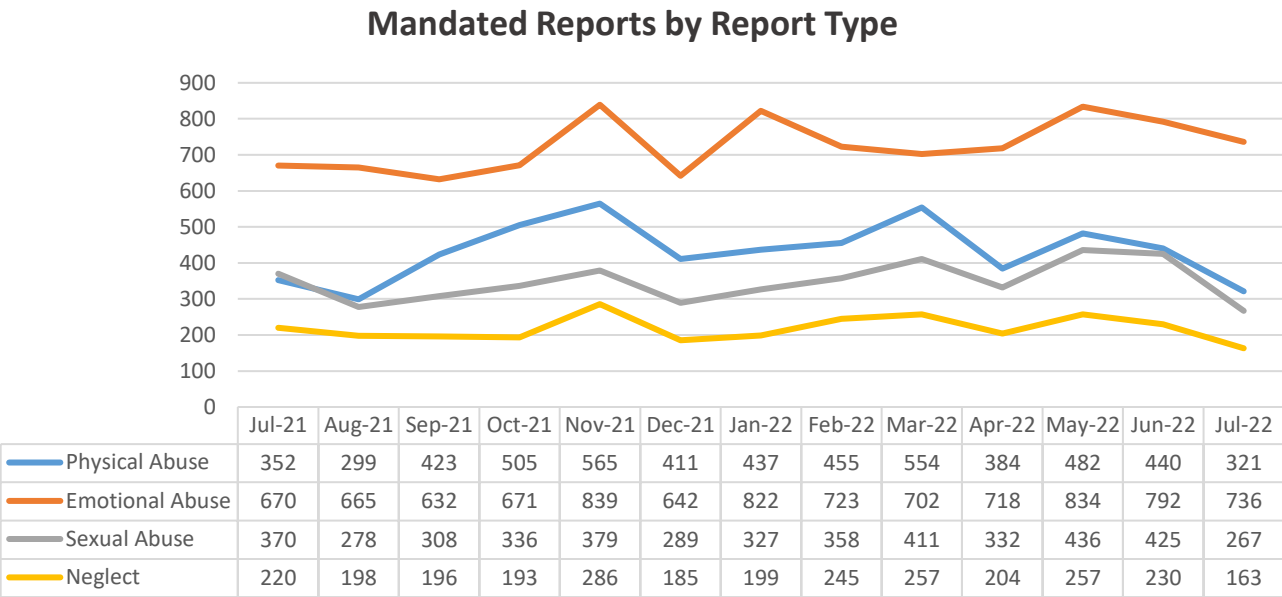
*It should be noted that the data presented for January – March 2022 has been updated to reflect final validated figures for this period. Data for the remaining months of 2022 is based on referrals logged on NCCIS at the time the data was extracted for reporting. Referrals logged after the date the data was extracted are not included, nor are figures updated until quarterly validation is complete.*

- Mandated reports accounted for 25% (1,487) of all referrals received (5,868) in July 2022.



- The number of mandated reports for July 2022, by area ranged from 25 (Sligo/Leitrim/West Cavan) to 200 (Dublin North).
- As a percentage of referrals, the highest percentage (43%) was reported by Mayo followed by Dublin North (40%) and Dublin North City (39%).
- The lowest percentages were reported by Waterford/Wexford (10%), Midwest (13%), Dublin South West/Kildare/West Wicklow (19%) and Sligo/Leitrim/West Cavan (19%).

- Highest number of reports for July 2022 were for emotional abuse (736; 49%) followed by physical abuse (321; 22%), sexual abuse (267; 18%) and neglect (163; 11%).



<sup>1</sup> Mandated reports are included in the data on referrals (slide 4)

# Mandated Reports – Child Protection & Welfare

## Source of Reports

- Highest number of reports for July 2022 from An Garda Síochána (764; 51%) followed by social workers (214; 14%), safeguarding officers (96; 7%), social care workers (84; 6%), psychotherapists (61; 4%), managers of domestic violence shelters (60; 4%) and medical practitioners (52; 4%) and). These seven sources account for 90% (1,331) of reports for July 2022.
- Highest number of reports year to date from An Garda Síochána (5,293; 42%) followed by teachers (1,909; 15%), social workers (1,549; 12%), safeguarding officers (666; 5%), social care workers (650; 5%), medical practitioners (482; 4%) and managers of domestic violence shelters (443; 4%). These seven sources account for 88% (10,992) of reports year to date.

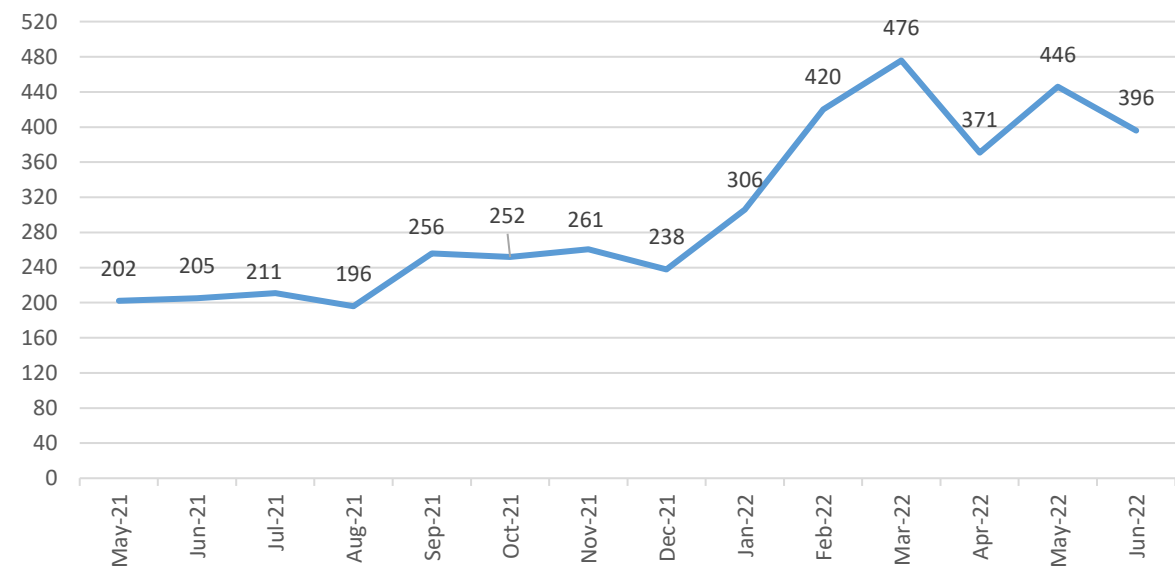
\*Values <5 suppressed

Source	# July 2022	% July 2022	# YTD 2022	% YTD 2022
Medical practitioner (Registered)	52	3.5%	482	3.9%
Nurse or registered midwife (Registered)	38	2.6%	255	2.0%
Physiotherapist (Registered)	*	*	21	0.2%
Speech & language therapist (Registered)	9	0.6%	26	0.2%
Occupational therapist (Registered)	*	*	38	0.3%
Registered dentist	0	0.0%	*	*
Psychologist who practises as such and who is eligible for registration	36	2.4%	260	2.1%
Social care worker who practises as such and who is eligible for registration	84	5.6%	650	5.2%
Social worker who practises as such and who is eligible for registration	214	14.4%	1549	12.4%
EMT, paramedic and advanced paramedic registered with the Pre-Hospital Emergency Care Council	*	*	18	0.1%
Probation officer within the meaning of section 1 of the Criminal Justice (Community Service) Act 1983.	0	0.0%	33	0.3%
Teacher registered with the Teaching Council.	24	1.6%	1909	15.3%
An Garda Síochána Member	764	51.4%	5293	42.3%
Guardian ad litem appointed in accordance with section 26 of the Child Care Act 1991	*	*	22	0.2%
Domestic violence shelter manager	60	4.0%	443	3.5%
Homeless provision or emergency accommodation facility manager	10	0.7%	66	0.5%
Asylum seeker accommodation (direct provision) centre manager	*	*	24	0.2%
Addiction counsellor employed by a body funded, wholly or partly, out of moneys provided by the Oireachtas	0	0.0%	5	0.0%
Psychotherapist or a person providing counselling who is registered with one of the voluntary professional bodies	61	4.1%	409	3.3%
Language school or other recreational school where children reside away from home manager	*	*	8	0.1%
Clergy member (howsoever described) or pastoral care worker (howsoever described) of a church or other religious community;	*	*	*	*
Institution where a child is detained by an order of a court (Director)	0	0.0%	6	0.0%
Safeguarding officer, child protection officer or other person (howsoever described) who is employed for the purpose of performing the child welfare and protection function of religious, sporting, recreational, cultural, educational and other bodies and organisations offering services to children;	96	6.5%	666	5.3%
Child care staff member employed in a pre-school service within the meaning of Part VIIA of the Child Care Act 1991;	11	0.7%	69	0.6%
Youth work service - person responsible for the care or management within the meaning of section 2 of the Youth Work Act 2001	*	*	69	0.6%
Youth worker holds a professional qualification and who is employed in a youth work service	10	0.7%	130	1.0%
Foster carer registered with the Agency.	*	*	25	0.2%
Pre-school service within the meaning of Part VIIA of the Child Care Act 1991.	*	*	28	0.2%
<b>Total (includes suppressed values)</b>	<b>1487</b>	<b>100.0%</b>	<b>12,511</b>	<b>100%</b>

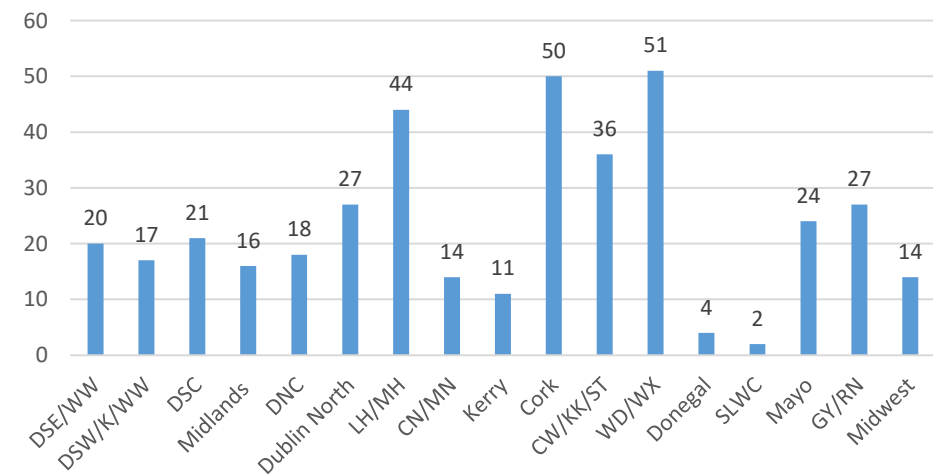
# Mandated Reports<sup>1</sup> – Retrospective Abuse

- **396 mandated reports of retrospective abuse** in June 2022, brings to 2,415 the number of reports for the first six months of 2022.
- Mandated reports accounted for 93% of all reports of retrospective abuse received in June 2022 (428).
- The majority (87%; 345) of mandated reports for June 2022 were for sexual abuse.
- Highest number of mandated reports reported by Waterford/Wexford (51) followed by Cork (50) and Louth/Meath (44).

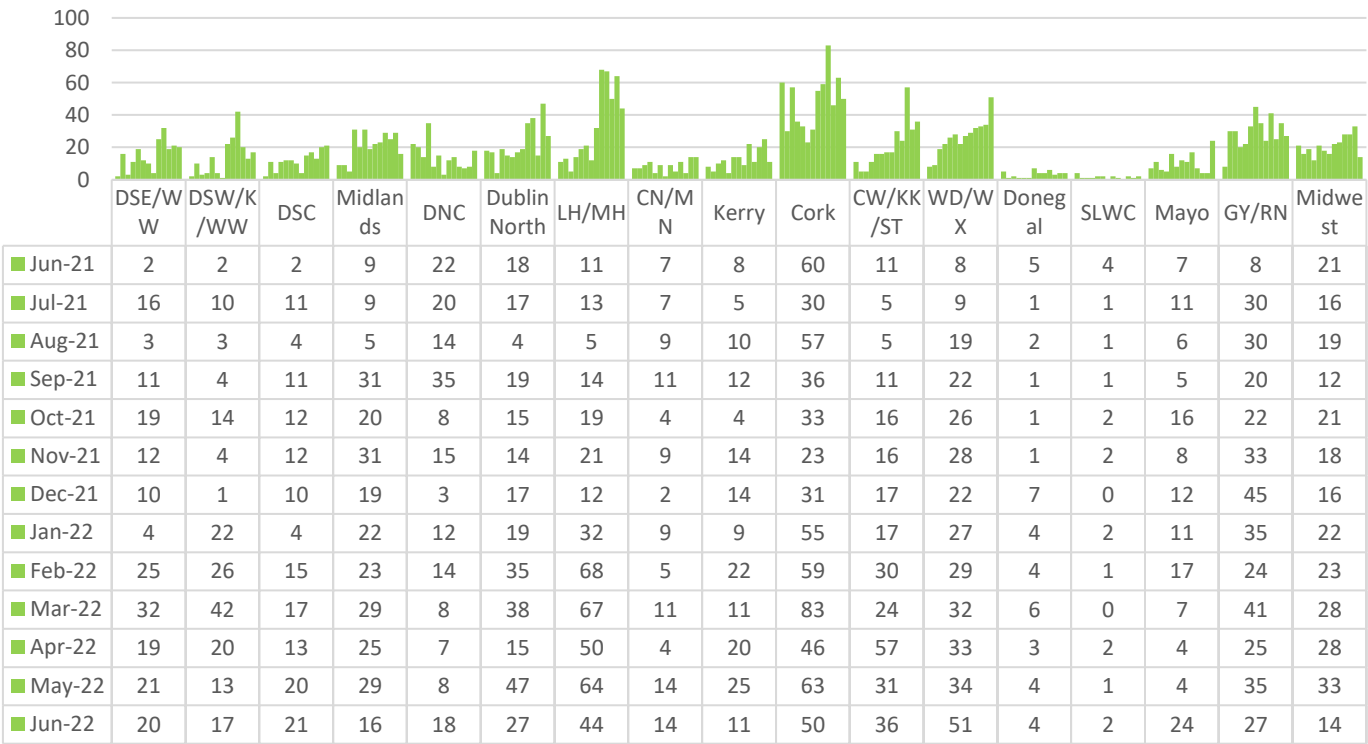
Mandated Reports by Month



Mandated Reports by Area - June 2022



# Mandated Reports - Retrospective Cases of Abuse



<sup>1</sup> Mandated reports are included in the data on referrals (slide 8)



# Mandated Reports – Retrospective Abuse

## Source of Reports

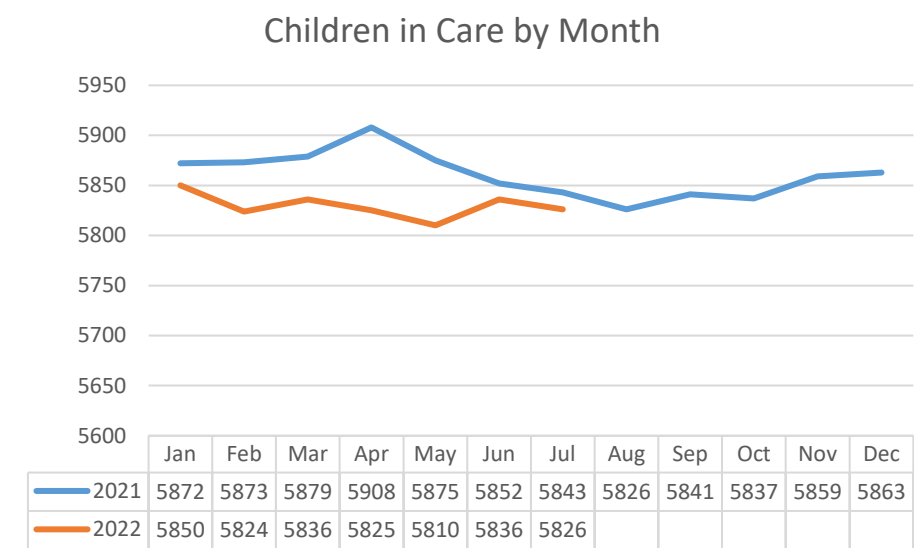
- Highest number of reports for June 2022 from psychotherapists (160; 40%) followed by An Garda Síochána (82; 21%), social workers (44; 11%), psychologists (32; 8%) and medical practitioners (25; 6%). These five sources account for 87% (343) of all reports received.
- Highest number of reports year to date from psychotherapists (1,060; 44%), An Garda Síochána (364; 15%), social workers (271; 11%), psychologists (252; 10%) and medical practitioners (143; 6%). These five sources account for 87% (2,090) of reports for June 2022.

\*Values <5 suppressed

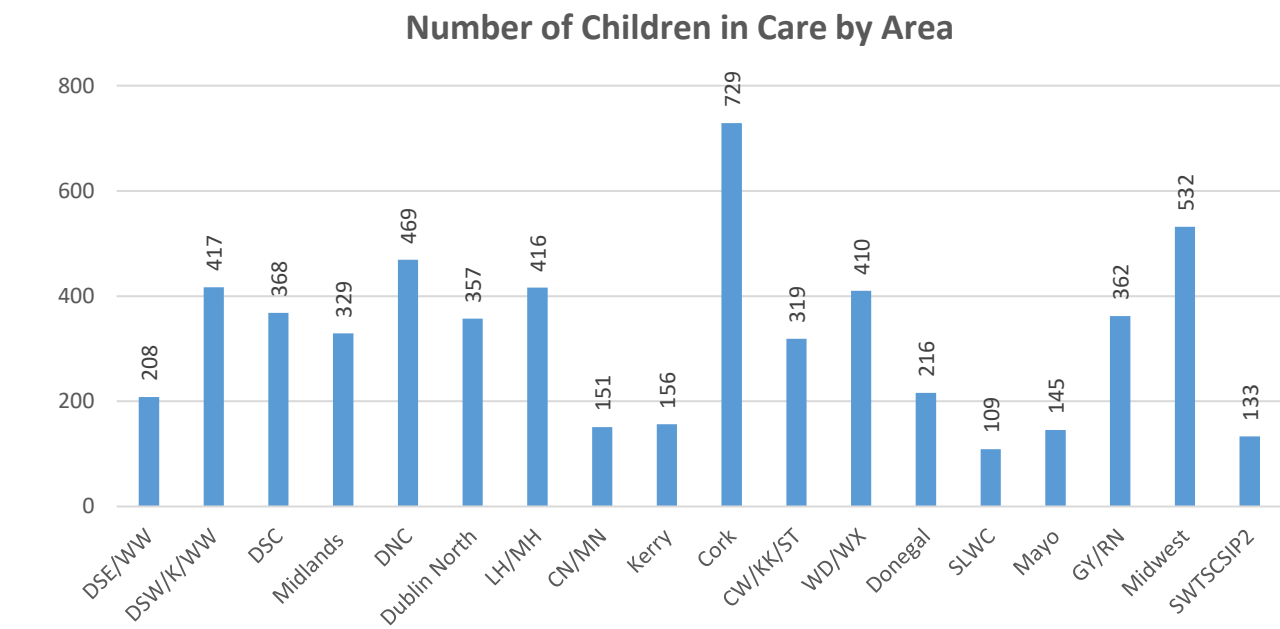
Source	# Jun 2022	% Jun 2022	# YTD 2022	% YTD 2022
Medical practitioner (Registered)	25	6.3%	143	5.9%
Nurse or registered midwife (Registered)	9	2.3%	76	3.1%
Physiotherapist (Registered)	*	*	8	0.3%
Speech & language therapist (Registered)	0	0.0%	*	*
Occupational therapist (Registered)	*	*	5	0.2%
Registered dentist	0	0.0%	0	0.0%
Psychologist who practises as such and who is eligible for registration	32	8.1%	252	10.4%
Social care worker who practises as such and who is eligible for registration	7	1.8%	28	1.2%
Social worker who practises as such and who is eligible for registration	44	11.1%	271	11.2%
EMT, paramedic and advanced paramedic registered with the Pre-Hospital Emergency Care Council	*	*	*	*
Probation officer within the meaning of section 1 of the Criminal Justice (Community Service) Act 1983.	*	*	22	0.9%
Teacher registered with the Teaching Council.	9	2.3%	33	1.4%
An Garda Síochána Member	82	20.7%	364	15.1%
Guardian ad litem appointed in accordance with section 26 of the Child Care Act 1991	0	0.0%	0	0.0%
Domestic violence shelter manager	0	0.0%	*	*
Homeless provision or emergency accommodation facility manager	*	*	8	0.3%
Asylum seeker accommodation (direct provision) centre manager	0	0.0%	*	*
Addiction counsellor employed by a body funded, wholly or partly, out of moneys provided by the Oireachtas	*	*	25	1.0%
Psychotherapist or a person providing counselling who is registered with one of the voluntary professional bodies	160	40.4%	1060	43.9%
Language school or other recreational school where children reside away from home manager	0	0.0%	*	*
Clergy member (howsoever described) or pastoral care worker (howsoever described) of a church or other religious community;	*	*	11	0.5%
Institution where a child is detained by an order of a court (Director)	0	0.0%	0	0.0%
Safeguarding officer, child protection officer or other person (howsoever described) who is employed for the purpose of performing the child welfare and protection function of religious, sporting, recreational, cultural, educational and other bodies and organisations offering services to children;	11	2.8%	83	3.4%
Child care staff member employed in a pre-school service within the meaning of Part VIIA of the Child Care Act 1991;	0	0.0%	*	*
Youth work service - person responsible for the care or management within the meaning of section 2 of the Youth Work Act 2001	*	*	10	0.4%
Youth worker holds a professional qualification and who is employed in a youth work service	*	*	*	*
Foster carer registered with the Agency.	0	0.0%	0	0.0%
Pre-school service within the meaning of Part VIIA of the Child Care Act 1991.	0	0.0%	*	*
Total (includes suppressed values)	396	100.0%	2415	100.0%

# Children in Care

- **5,826 children in care at the end of July 2022**; 10 fewer than June 2022 (5,836).
- 17 fewer children in care than the same time last year (5,843).
- 64% (3,716) of children in care are in general foster care, 26% (1,492) are in relative foster care, 7% (433) are in residential care and 3% (185) are in “other” care placements.
- 15 (3%) of the 433 children in residential placements are in special care



- Highest number of children in care reported by Cork (729) followed by Midwest (532) and Dublin North City (469).
- Fewest number reported by Sligo/Leitrim West Cavan (109) followed by the Social Work Team for Separated Children Seeking International Protection (133), Mayo (145) and Cavan/Monaghan (151).
- Highest rate of children in care per 1,000 children was reported by Dublin North City (10.4/1,000) followed by Waterford/Wexford (6.0/1,000), Dublin South Central (5.6/1,000) and Midwest (5.5/1,000). Lowest rate reported by Dublin South East/Wicklow (2.4/1,000) followed by Dublin North (3.5/1,000) and Dublin South West/Kildare/West Wicklow (3.9/1,000).
- Seven areas reported a percentage equal to or higher than the national average of 4.8/1,000 children.



## Rate of Children in Care / 1,000 population 0-17 years

Area				July-22 v		Population	Rate/1,000
	Jul-21	Jun-22	Jul-22	July-21	June-22		
Dublin South East/Wicklow	211	213	208	-3	-5	86,810	2.4
DSW/K/WW	415	418	417	2	-1	108,186	3.9
Dublin South Central	363	368	368	5	0	65,564	5.6
Midlands	341	333	329	-12	-4	80,193	4.1
Dublin North City	486	474	469	-17	-5	44,927	10.4
Dublin North	352	358	357	5	-1	100,654	3.5
Louth/Meath	416	423	416	0	-7	93,093	4.5
Cavan/Monaghan	155	156	151	-4	-5	36,446	4.1
Kerry	149	154	156	7	2	34,527	4.5
Cork	746	734	729	-17	-5	134,015	5.4
CW/KK/ST	325	319	319	-6	0	63,009	5.1
Waterford/Wexford	413	405	410	-3	5	68,513	6.0
Donegal	221	213	216	-5	3	42,865	5.0
Sligo/Leitrim/West Cavan	116	108	109	-7	1	23,554	4.6
Mayo	128	145	145	17	0	31,968	4.5
Galway/Roscommon	380	366	362	-18	-4	79,912	4.5
Midwest	568	533	532	-36	-1	96,266	5.5
Total Areas	5785	5720	5693	-92	-27	1,190,502	4.8
SWTSCIP	58	116	133	75	17		
National	5843	5836	5826	-17	-10		

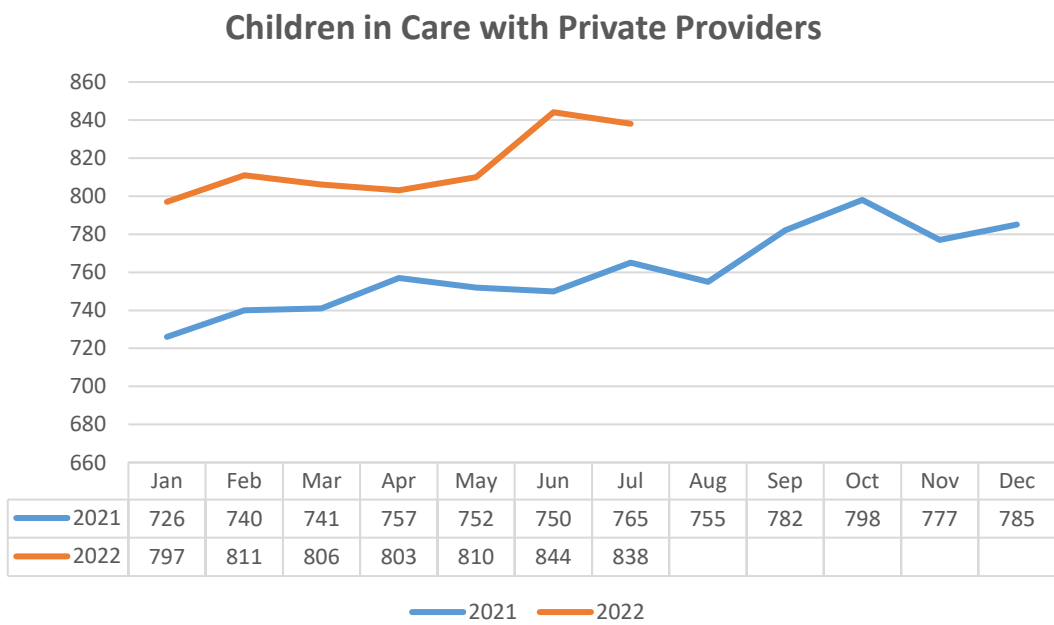
Social Work Team for Separated Children Seeking International Protection (SWTSCIP): in addition to 133 children in care at the end of July 2022, this service also had a further 59 children accommodated under Section 5 Child Care Act 1991 (accommodation for homeless children).

# Children in Care

- 838 (14%) children in care at the end of July 2022 were in placements with private providers, 6 fewer than June 2022 (844).

Note: data prior to November 2021 should be interpreted with caution due to the inclusion of a small number of children in residential care in placements with voluntary organisations.

- There were 73 (10%) more children in care in placements with private providers at the end of July 2022 than at the end of July 2021 (765).



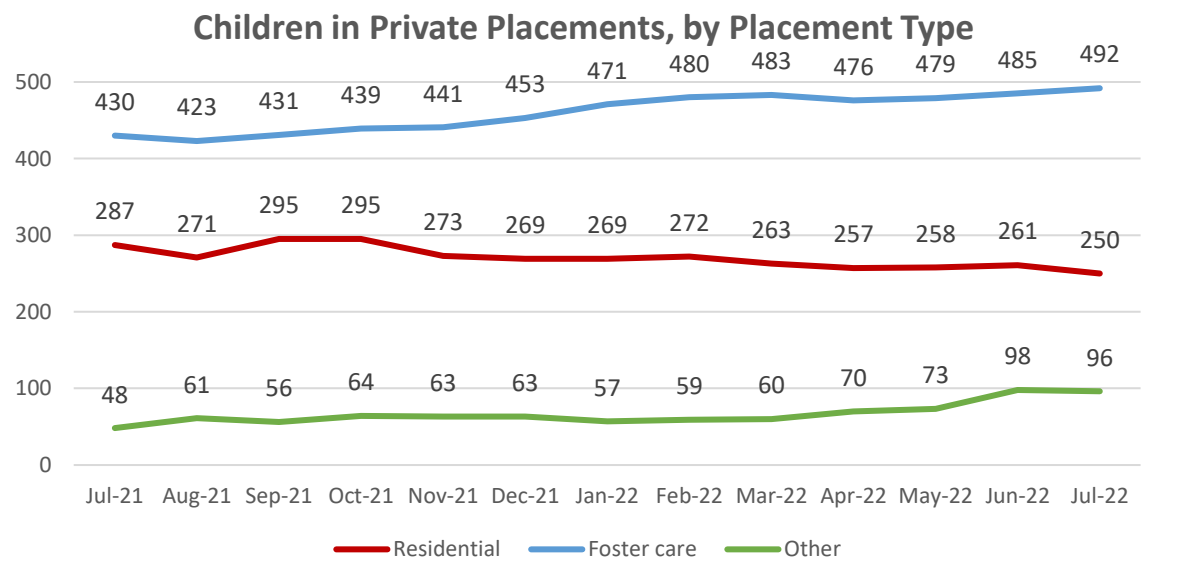
- 59% (492) of children in placements with private providers were in **foster care**, seven more than June 2022 (485) and 62 (14%) more than July 2021 (430).
- 30% (250) of children in placements with private providers were in **residential care**, 11 (4%) fewer than June 2022 (261) and 37 (13%) fewer than July 2021 (287). [Ref note above re: voluntary organisations]
- The remaining 11% (96) of children were in “Other” care placements with private providers, two fewer than June 202 (97) and 48 (100%) more than July 2021 (48). “Other” care placements include supported lodgings, other residential centres e.g., disability unit / drug and alcohol rehabilitation centres etc.).

- Highest number of children in placements with private providers reported by Dublin South West/Kildare/West Wicklow (116) followed by Dublin South Central (106), Dublin North City (106), Dublin North (85), Midlands (66) and Cork (64). These six services account for 65% (543) of all children in placements with private providers.

## Children with private providers

Children with Private Providers	Jul-21	Jun-22	Jul-22	July-22 v July-21	July-22 v Jun-22
Dublin South East/Wicklow	39	44	45	6	1
DSW/K/WW	105	111	116	11	5
Dublin South Central	112	104	106	-6	2
Midlands	70	67	66	-4	-1
Dublin North City	83	109	106	23	-3
Dublin North	76	82	85	9	3
Louth/Meath	33	35	35	2	0
Cavan/Monaghan	*	*	*	4	0
Kerry	11	19	19	8	0
Cork	69	66	64	-5	-2
CW/KK/ST	13	15	13	0	-2
Waterford/Wexford	43	24	24	-19	0
Donegal	19	18	19	0	1
Sligo/Leitrim/West Cavan	6	10	13	7	3
Mayo	*	*	*	3	2
Galway/Roscommon	8	19	19	11	0
Midwest	41	40	41	0	1
SWTSCSIP	33	72	56	23	-16
Total	765	844	838	73	-6

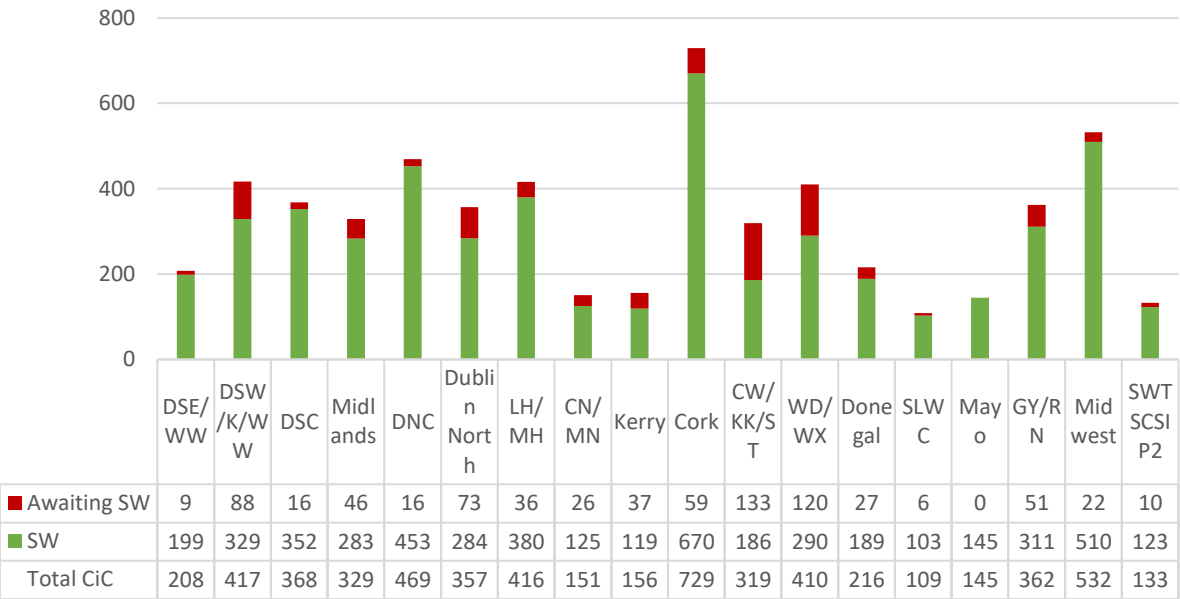
\* Number suppressed for confidentiality reasons. Suppressed numbers included in totals



# Children in Care

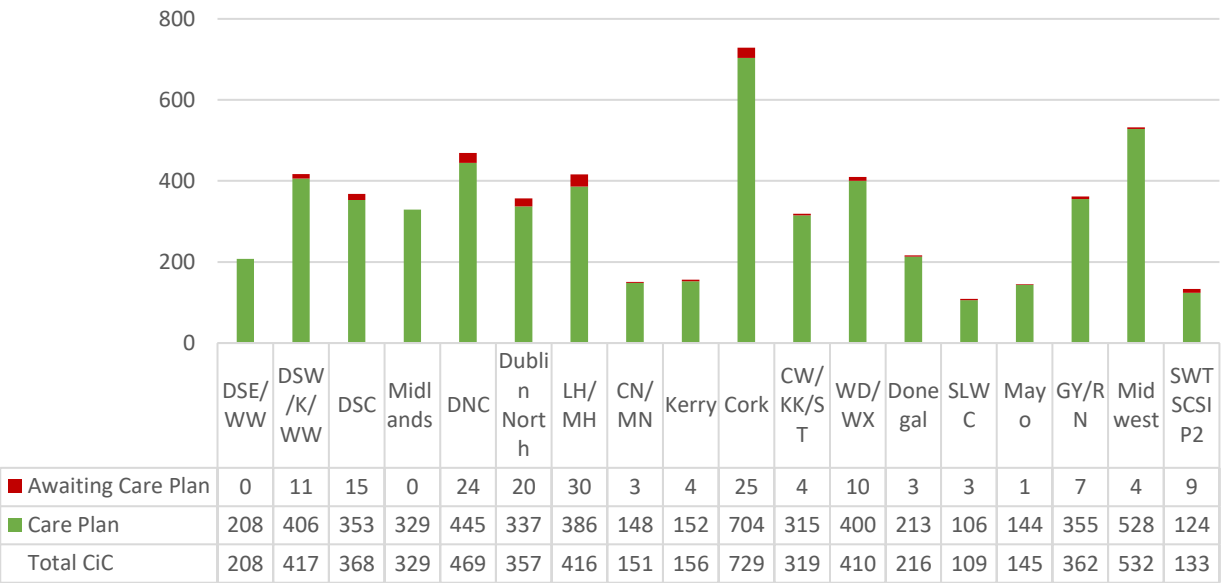
- **87% (5,051) of children in care at the end of July 2022 had an allocated social worker;** no change from June 2022.
- A total of 775 children were awaiting an allocated social worker, 45 (6%) more than June 2022 (730).
- Highest number awaiting reported by Carlow/Kilkenny/South Tipperary (133) followed by Waterford/Wexford (120), Dublin South West/Kildare/West Wicklow (88), Dublin North (73), Cork (59) and Galway/Roscommon (51). These six areas account for 68% (524) of all cases awaiting allocation.

Children in Care with a Social Worker



- **97% (5,653) of children in care at the end of July 2022 had a care plan;** no change from June 2022.
- A total of 173 children did not have a care plan, six fewer than June 2022 (179).
- Highest numbers with no care plan reported by Louth/Meath (30), Cork (25), Dublin North City (24) and Dublin North (20).

Children in Care with a Care Plan

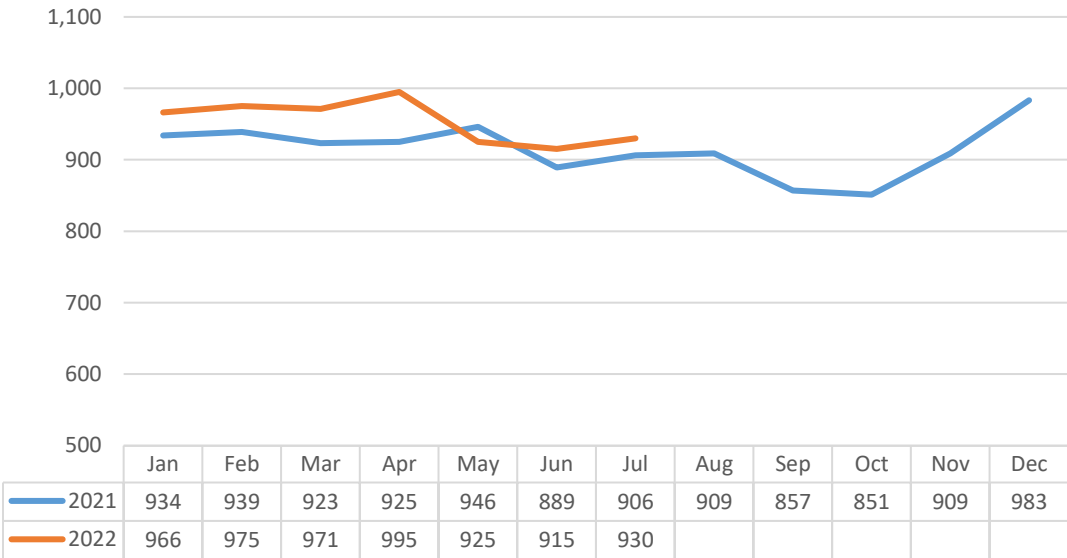


# Child Protection Notification System

- **930 children listed as “active” at the end of July 2022**; 15 (2%) more than June 2022 (915).
- There were 24 (3%) more children “active” at the end of July 2022 than July 2021 (906).
- All children listed as “active” at the end of July 2022 had an **allocated social worker**.

- Highest number of children listed as “active” at the end of July 2022 reported by Cork (93) followed by Dublin South West/Kildare/West Wicklow (91), Dublin North (76), Dublin North City (74) and Midwest (73).
- Fewest number listed as “active” reported by Kerry (17) followed by Sligo/Leitrim/West Cavan (23) and Louth/Meath (31).
- Highest rate per 10,000 population under 18 years reported by Dublin North City (16.5/10,000) followed by Cavan/Monaghan (12.9/10,000) and Mayo (11.3/10,000)
- Lowest rates reported by Louth/Meath (3.3/10,000), Galway/Roscommon (4.9/10,000) and Kerry (4.9/10,000). Nine areas reported a rate equal to or higher than the national rate of 7.8/10,000
- 9/17 areas had more children listed as “active” at the end of July 2022 than June 2022. Largest increase reported by Cork (up 15) followed by Dublin North (up 7), Dublin North City (up 6) and Midwest (up 6). Largest decreases reported by Carlow/Kilkenny/South Tipperary (down 15) and Donegal (down 12).
- 10/17 areas had more children active at the end of July 2022 than at the same period last year. Largest increases reported by Cavan/Monaghan (up 24), Galway/.Roscommon (up 22), Dublin South West/Kildare/West Wicklow (up 15) and Dublin North City (up 12). Largest decreases reported by Donegal (down 23), Dublin South East/Wicklow (down 19), Midwest (down 15) and Carlow/Kilkenny/South Tipperary (down 13).

# Children "Active" on the CPNS



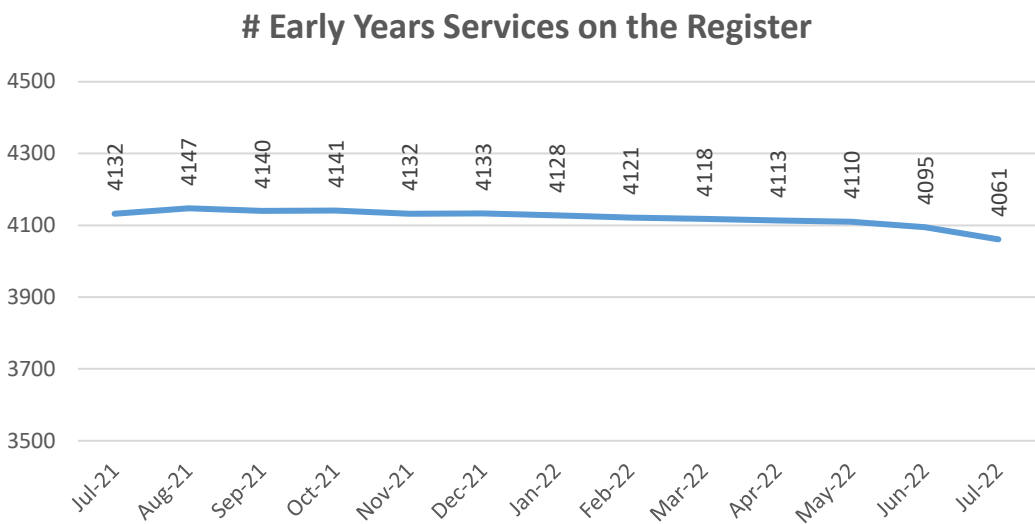
Number and rate of children “active” on the CPNS, by area (ranked by rate)

Area	Jul-21	Jun-22	Jul-22	Jul-22 v Jul-21	Jul-22 v Jun-22	Population	Rate/10,000
Dublin North City	62	68	74	12	6	44927	16.5
Cavan / Monaghan	23	43	47	24	4	36446	12.9
Mayo	35	37	36	1	-1	31968	11.3
Carlow / Kilkenny / South Tipperary	77	79	64	-13	-15	63009	10.2
Sligo / Leitrim / West Cavan	12	22	23	11	1	23554	9.8
Dublin South Central	55	65	64	9	-1	65564	9.8
Donegal	64	53	41	-23	-12	42865	9.6
Waterford / Wexford	54	64	62	8	-2	68513	9.0
Dublin South West / Kildare / West Wicklow	76	91	91	15	0	108186	8.4
Mid West	88	67	73	-15	6	96266	7.6
Dublin North	77	69	76	-1	7	100654	7.6
Midlands	52	53	56	4	3	80193	7.0
Cork	97	78	93	-4	15	134015	6.9
Dublin South East / Wicklow	62	42	43	-19	1	86810	5.0
Kerry	28	17	17	-11	0	34527	4.9
Galway / Roscommon	17	40	39	22	-1	79912	4.9
Louth / Meath	27	27	31	4	4	93093	3.3
Total	906	915	930	24	15	1190502	7.8

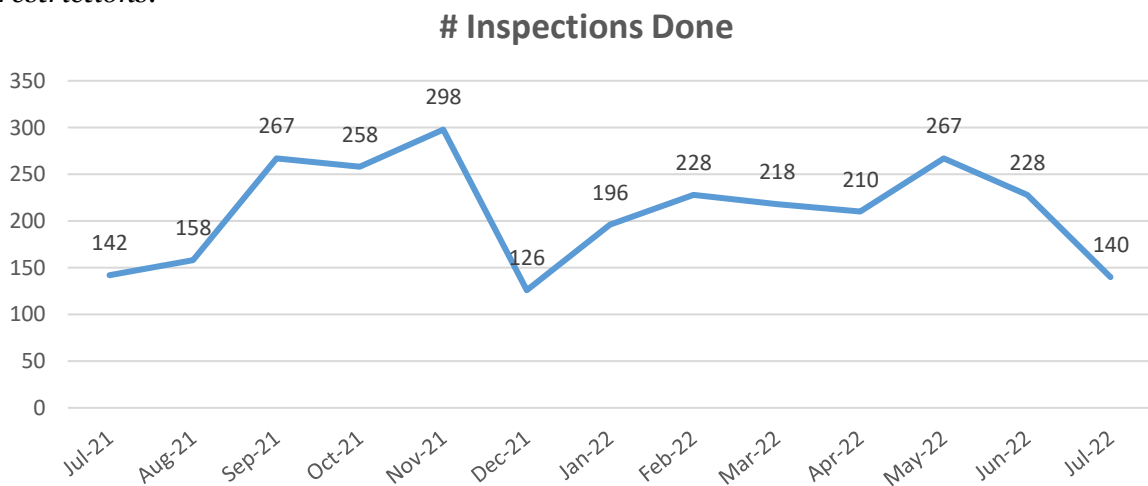
# Children's Services Regulation

## EARLY YEARS INSPECTORATE

- **4,061 early years services on the register at the end of July 2022**, 33 fewer than June 2022 (4,095). There were 71 (2%) fewer services on the register at the end of July 2022 than July 2021 (4,132).

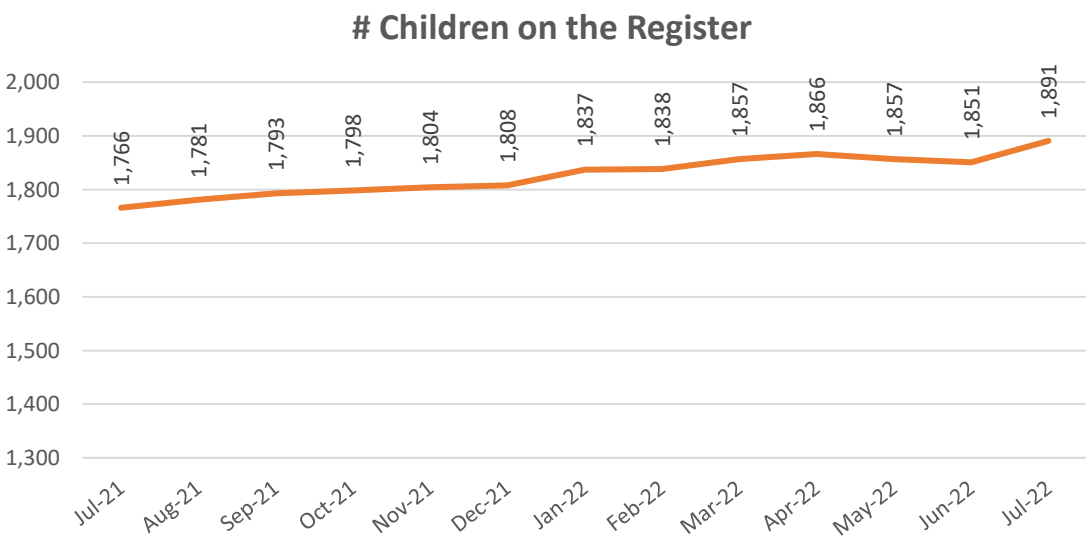


- **140 inspections of early years services done in July 2022**, 88 (39%) fewer than June 2022 (228). This brings to 1,487 the number of inspections for the first seven months of 2022, 90 (6%) more than the same period in 2021 (1,397). *Number of inspections for early 2021 impacted due to the closure of services under the Covid-19 restrictions.*

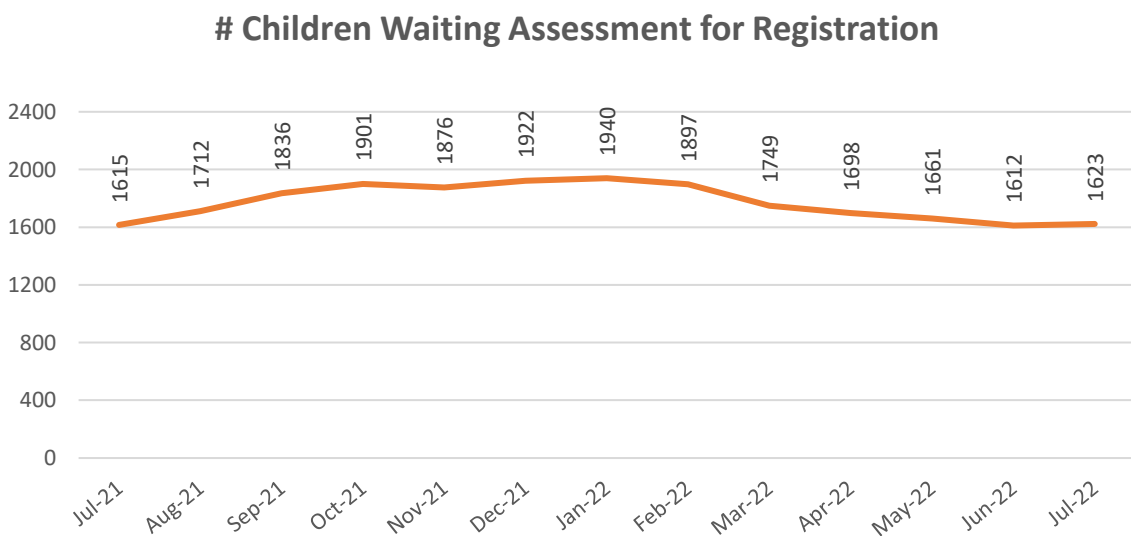


## ALTERNATIVE EDUCATION ASSESSMENT AND REGISTRATION SERVICE

- **1,891 children on the register for home education at the end of July 2022**, 40 more than June 2022 (1,851) and 125 (7%) more than July 2021 (1,766).



- **1,623 children on a waiting list for assessment at the end of July 2022**, 11 (<1%) more than June 2022 (1,612) and eight more than July 2021 (1,615), first increase after five consecutive monthly decreases.





# Tusla Education Support Services

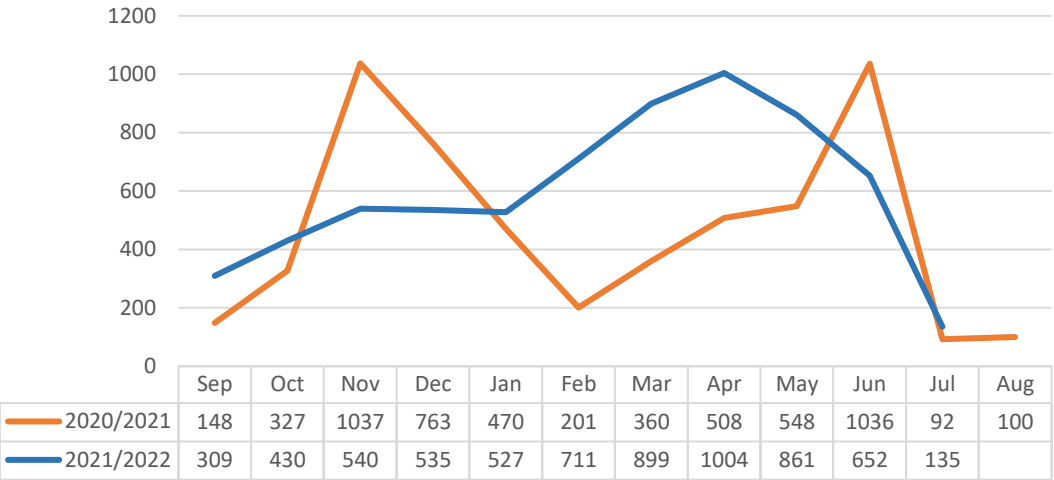
Service activity for 2020/2021 impacted by the closure of schools (Covid-19)

- **135 referrals screened** by senior educational welfare services in July 2022. Brings to 6,603 the number of referrals screened for the 11 months September 2021 – July 2022, 1,113 (20%) more than September 2020 – July 2021 (5,490).

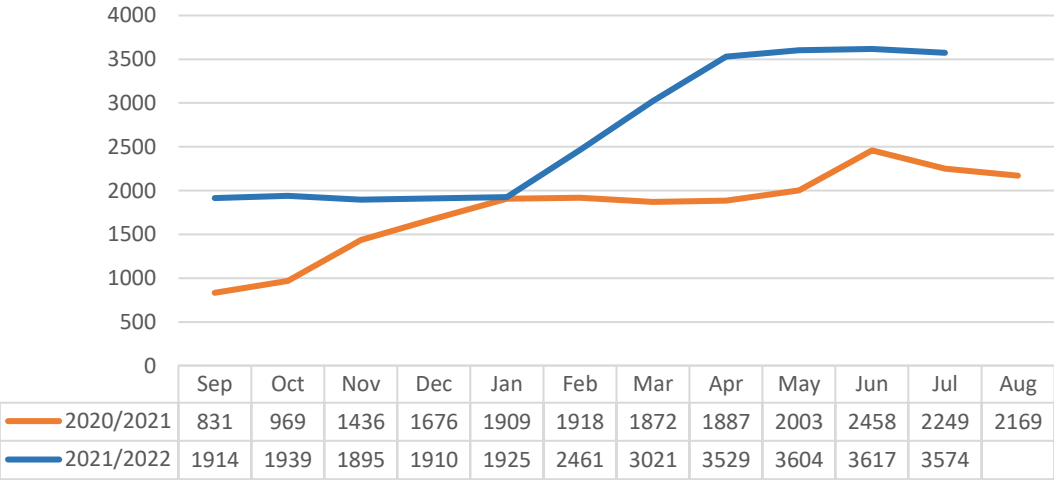
- **3,574 referrals on a waiting list** for educational welfare services at the end of July 2022, 43 fewer than June 2022 (3,617) and 1,325 (59%) more than July 2021 (2,249).

- **41 new individual children worked with** in July 2022. Brings to 2,977 the number of new individual children worked with for the 11 months September 2021 – July 2022, 436 (17%) more than September 2020 – July 2021 (2,541).

Referrals for Educational Welfare Service



# Referrals on a Waiting List at Month End



Number of New Individual Children Worked with in the Month

