



An Ghníomhaireacht um
Leanaí agus an Teaghlach
Child and Family Agency

MONTHLY SERVICE PERFORMANCE AND ACTIVITY REPORT

July 2021

28 October 2021
Version 2.0

Note: Data presented are latest available and can change from data previously published due to ongoing validation

Table of Contents

| | |
|--|----|
| <u>Headline Data – July 2021</u> | 3 |
| <u>Child Protection & Welfare</u> | 4 |
| <u>Retrospective Cases of Abuse</u> | 8 |
| <u>Mandated Reports – Child Protection & Welfare</u> | 12 |
| <u>Mandated Reports – Retrospective Abuse</u> | 14 |
| <u>Children in Care</u> | 16 |
| <u>Child Protection Notification System</u> | 19 |
| <u>Children’s Services Regulation</u> | 20 |
| <u>Tusla Education Support Services</u> | 21 |

Headline Data – July 2021

Child Protection & Welfare

Data for May and June 2021 is not available due to the impact of the cyber attack. The data on open cases is based on the time actions are recorded on NCCIS, hence data during the period when the system was not available is not meaningful.

- 75% (17,244) of cases open to social work (22,927) had an allocated social worker at the end of July 2021.
- 5,683 cases awaiting allocation of a social worker at the end of July 2021, 2,106 (59%) more than April 2021 (3,577).
- Cases awaiting allocation are up 34% (1,444) from December 2020 (4,239).
- Six areas account for 60% (3,415) of cases awaiting allocation: Dublin South Central (824), Dublin North (545), Louth/Meath (543), Waterford/Wexford (528), Dublin South West/Kildare/West Wicklow (508) and Cork (467;).
- 9% (513) of cases awaiting allocation at the end of July 2021 were categorised as high priority, 171 (50%) more than April 2021 (342). High priority cases are up 137 (36%) from December 2020 (376).

Cases awaiting allocation include cases held on duty, unallocated child protection and welfare cases including children in care

Cases of Retrospective Abuse

- 59% (858) of cases of retrospective abuse open to social work (1,455) had an allocated social worker at the end of July 2021.
- 597 cases were awaiting allocation to a social worker, 105 (21%) more than June 2021 (492) (Data for June 2021 based on 15/17 areas). There were 546 cases awaiting at the end of July 2020 and 642 at the end of December 2020.
- Five areas account for 61% (363) of cases awaiting allocation: Waterford/Wexford (105) followed Galway/Roscommon (78), Cork (71), Dublin South West/Kildare/West Wicklow (57) and Donegal (52). Two areas (Cavan/Monaghan and Mayo) have no cases awaiting allocation.

Children in Care

- 5,842 children in care at the end of July 2021; nine fewer than June 2021 (5,851) and 105 fewer than the same time last year (5,947).
- 765 (13%) children in care at the end of July 2021 were in placements with private providers; 15 more than June 2021 (750) and 50 (7%) than at the end of July 2020 (715).
- 91% (5,288) of children in care at the end of July 2021 had an allocated social worker; up two percentage points from June 2021
- A total of 554 children were awaiting an allocated social worker; 64 fewer than June 2021 (618) and 155 (39%) more than Dec 2020 (399).

Child Protection Notification System

- 906 children listed as “active” at the end of July 2021; 17 more than June 2021 (889) when the fewest number since March 2020 (827) was reported. There were 96 fewer children “active” at the end of July 2021 than July 2020 (1,002).
- All children listed as “active” at the end of July 2021 had an allocated social worker.

Children’s Services Regulation

- 4,132 early years services on the register at the end of July 2021, 27 fewer than June 2021 (4,159) and the eight consecutive monthly decrease. There were 101 (2%) fewer services on the register at the end of July 2021 than July 2020 (4,233).
- 142 inspections of early years services done in July 2021. Brings to 1,397 the number of inspections for 2021. *Number of inspections impacted, due to the closure of services under the Covid-19 restrictions.*
- 1,766 children on the register for home education at the end of July 2021, 20 fewer than June 2021. The number of children on the register is up 10% (156) on July 2020 (1,610).
- 1,615 children on a waiting list for assessment at the end of July 2021, 27 (2%) more than June 2021 (1,588) and 180 (13%) more than Dec 2020 (1,435). The increase in numbers awaiting assessment in recent months is due to an increase in applications received over the same period.

Tusla Education Support Services

Service activity impacted by the closure of schools (Covid-19)

- 92 referrals screened by senior educational welfare services in July 2021, bringing the number of referrals screened for the 11 months (September – July 2021) to 5,490. The number of referrals for the 11 months (September –July) (5,490) is up 1,098 (25%) on the same period in 2019/2020 (4,392).
- 2,249 referrals on a waiting list for educational welfare services at the end of July 2021, 209 (9%) fewer than June 2021 (2,458), first decrease after three consecutive monthly increases. The number of referrals on a waiting list is up 1,292 (135%) from July 2020 (957).

Child Protection and Welfare

Data for May and June 2021 is not available due to the impact of the cyber attack. The data on open cases is based on the time actions are recorded on NCCIS, hence data during the period when the system was not available is not meaningful (pages 4 -7).

Referrals¹

- **6,349 referrals** in July 2021, 49 more than April 2021 and 652 (11%) more than July 2020 (5,697).

It should be noted that the data presented is based on referrals logged on NCCIS at the time is extracted for reporting. Referrals logged after the date the data is extracted are not included, nor are figures updated retrospectively. Hence it is likely that the actual number of referrals for each of the months shown may be slightly higher.

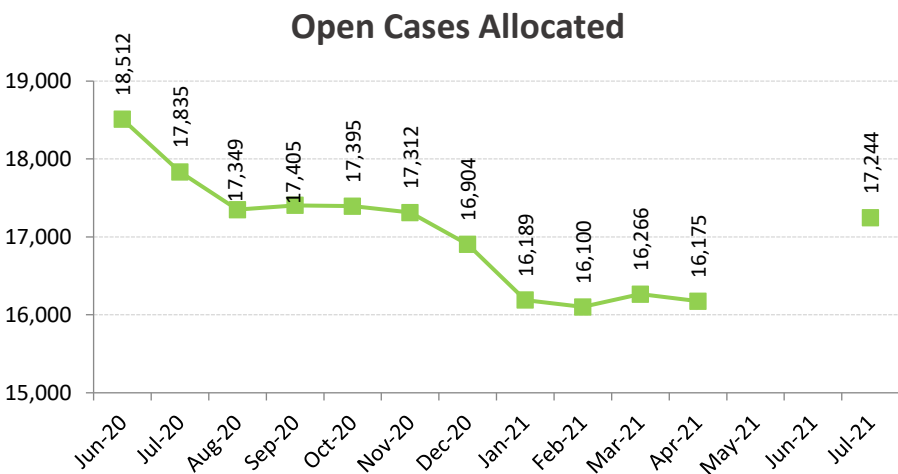
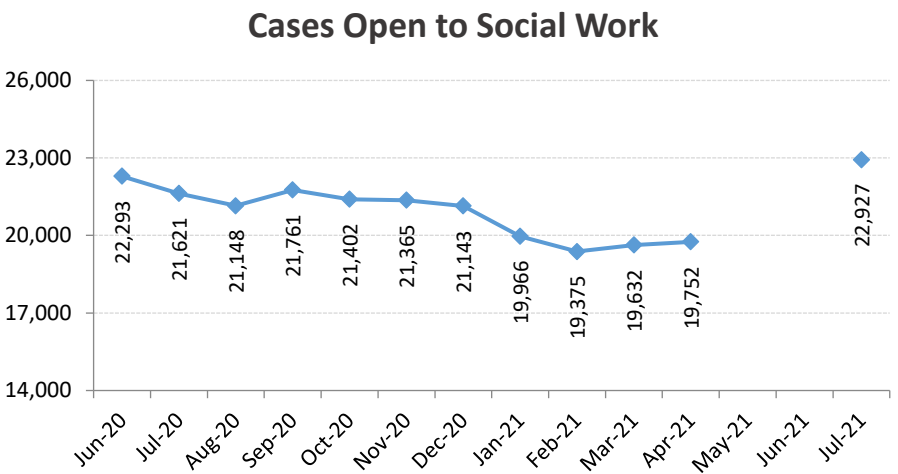
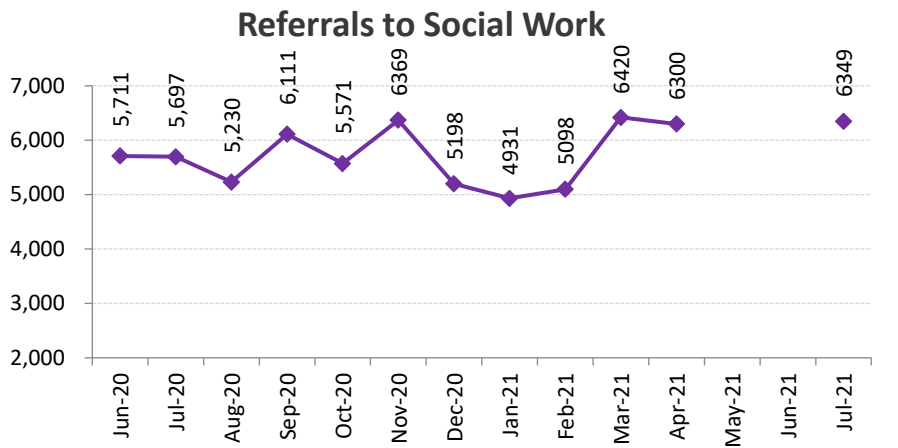
Open Cases

The data on cases presented below is based on the status of cases on the National Child Care Information System (NCCIS) at month end.

- **22,927 cases open to social work** at the end of July 2021, 3,175 (16%) more than April 2021 (19,752). *Note: open cases include, all cases held on duty, allocated and unallocated child protection and welfare cases including children in care*
- Open cases are up 6% (1,306) on July 2020 (21,621).

Allocated Cases

- **17,244 open cases allocated** to a social worker at the end of July 2021, 1,069 (7%) more than April 2021 (16,175).
- Allocated cases are down 3% (591) from July 2020 (17,835)
- Allocated cases account for 75% of open cases, down from 82% at the end of April 2021.



¹ Referrals include referrals meeting the eligibility criteria for child protection and welfare services, multiple reports of the same concern and referrals not meeting the eligibility criteria for child protection and welfare services. Referrals not meeting the eligibility criteria for child protection and welfare include: a request for diversion to another agency; a report in which there are no reasonable grounds for concern or no harm identified to a child indicated; a report that does not warrant a Tusla child protection and welfare led intervention (these could be children who need additional supports to stop problems or difficulties worsening but social work led intervention is not required and diversion to Prevention Partnership and Family Support is considered). This was clarified in guidance issued to staff in October 2019. Prior to October 2019, only referrals meeting the eligibility criteria for child protection and welfare services were counted, with the exception of a small number of areas.

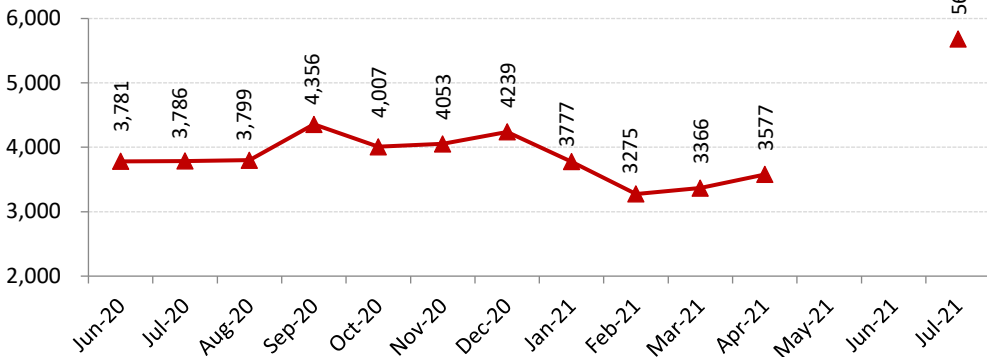
Child Protection & Welfare

Cases Awaiting Allocation of a Social Worker

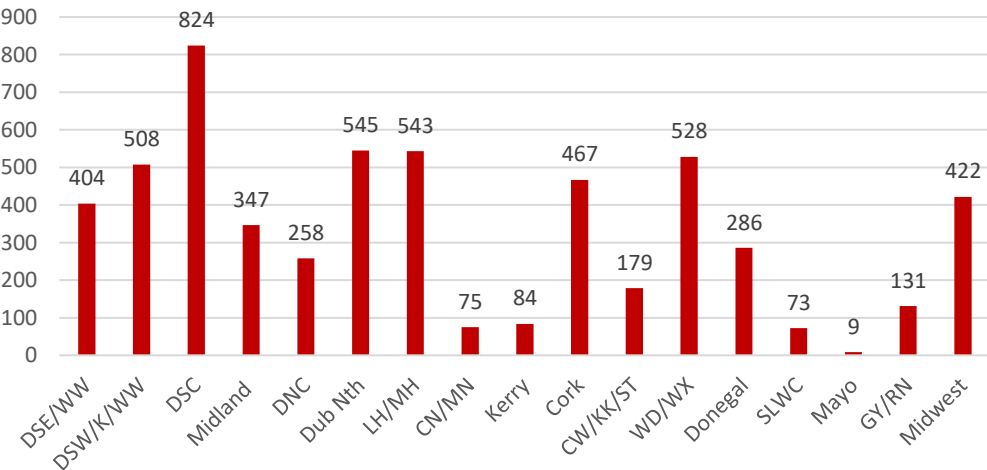
Cases awaiting allocation include cases held on duty, unallocated child protection and welfare cases including children in care

- **5,683 cases awaiting allocation of a social worker** at the end of July 2021, 2,106 (59%) more than April 2021 (3,577).
- Cases awaiting allocation are up 50% (1,897) from July 2020 (3,786) and 34% (1,444) from December 2020 (4,239).
- Cases awaiting allocation account for 25% of open cases (22,927), up from 18% at the end of April 2021.
- 66% (3,772) of cases awaiting allocation at the end of July 2021 were “active on duty”. *This means that actions were undertaken by dedicated duty teams or rotating social workers on a duty roster to progress the protection and welfare of the cases. Examples of actions undertaken include telephone calls relating to the concern, visits to see children, completing initial assessments and child in care reviews or care plans.*
- Highest number of cases awaiting allocation reported by Dublin South Central (824; 14%) followed by Dublin North (545; 10%), Louth/Meath (543; 10%), Waterford/Wexford (528; 9%), Dublin South West/Kildare/West Wicklow (508; 9%) and Cork (467; 8%). These six areas account for 60% (3,415) of cases awaiting allocation.
- 513 cases awaiting allocation at the end of July 2021 were categorised as high priority, 171 (50%) more than April 2021 (342). High priority cases are up 137 (36%) from December 2020 (376).
- High priority cases account for 9% of cases awaiting allocation.
- 48% (2,726) of cases awaiting allocation were categorised at medium priority while the remaining 43% (2,444) were low priority.
- Highest number of high priority cases reported by Midwest (77), followed by Louth/Meath (60), Dublin South Central (59), Waterford/Wexford (51), Donegal (48) and Dublin South East/Wicklow (47). These six areas account for 67% (342) of all high priority cases awaiting.

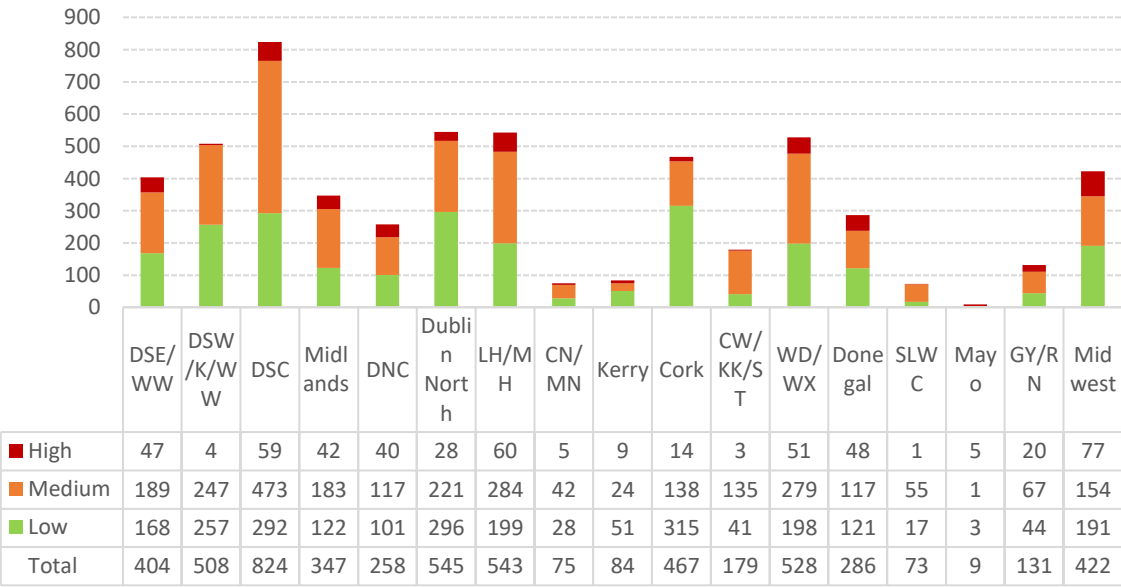
Open Cases Awaiting Allocation



Cases Awaiting Allocation by Area



Cases Awaiting by Priority Level, July 2021



Child Protection & Welfare

Cases Awaiting Allocation

- All areas with the exception of one (Mayo) reported an increase in unallocated cases from April 2021.
- Largest increase reported by Dublin South Central (up 276) followed by Cork (up 256), Louth/Meath (up 252) and Waterford/Wexford (up 235).
- All but four areas (Dublin North City, Kerry, CW/K/ST and Dublin South West/Kildare/West Wicklow) had more cases awaiting allocation at the end of July 2021 than at the same time last year.
- Largest increases reported by Dublin South Central (up 388), Dublin South East/Wicklow (up 327), Midwest (up 270), Cork (up 267), Waterford/Wexford (up 231) and Midlands (up 226).

- Largest decreases reported by Dublin South West/Kildare/West Wicklow (down 325) and CW/K/ST (down 132).
- Nationally 25% of open cases were unallocated at the end of July 2021. Seven areas reported a percentage equal to or higher than the national average of 25%. Highest percentage (49%) reported by Dublin South Central followed by Donegal (37%), Dublin South East/Wicklow (36%), Louth/Meath (34%) and Dublin South West/Kildare/West Wicklow (33%).

| Area | Jul-20 # Unallocated | Jul-20 % Unallocated | Mar-21 # Unallocated | Apr-21 # Unallocated | Jul-21 # Unallocated | Jul-21 % Unallocated | May - Jul | Jul-2021 v Jul-2020 | % Δ | Jul-2021 v Apr-2021 | % Δ2 |
|--------------|-------------------------|-------------------------|-------------------------|-------------------------|-------------------------|-------------------------|-----------|---------------------|-------|---------------------|------|
| DSE/WW | 77 | 9% | 228 | 224 | 404 | 36% | | 327 | 425% | 180 | 80% |
| DSW/K/WW | 833 | 47% | 289 | 326 | 508 | 33% | | -325 | -39% | 182 | 56% |
| DSC | 436 | 29% | 525 | 548 | 824 | 49% | | 388 | 89% | 276 | 50% |
| Midlands | 121 | 11% | 151 | 257 | 347 | 20% | | 226 | 187% | 90 | 35% |
| DNC | 283 | 16% | 79 | 124 | 258 | 14% | | -25 | -9% | 134 | 108% |
| Dublin North | 477 | 14% | 505 | 476 | 545 | 20% | | 68 | 14% | 69 | 14% |
| LH/MH | 338 | 25% | 206 | 291 | 543 | 34% | | 205 | 61% | 252 | 87% |
| CN/MN | 0 | 0% | 42 | 39 | 75 | 12% | | 75 | | 36 | 92% |
| Kerry | 119 | 22% | 76 | 49 | 84 | 14% | | -35 | -29% | 35 | 71% |
| Cork | 200 | 9% | 239 | 211 | 467 | 19% | | 267 | 134% | 256 | 121% |
| CW/KK/ST | 311 | 28% | 147 | 142 | 179 | 21% | | -132 | -42% | 37 | 26% |
| WD/WX | 297 | 18% | 274 | 293 | 528 | 27% | | 231 | 78% | 235 | 80% |
| Donegal | 119 | 16% | 169 | 145 | 286 | 37% | | 167 | 140% | 141 | 97% |
| SLWC | 6 | 2% | 25 | 17 | 73 | 19% | | 67 | 1117% | 56 | 329% |
| Mayo | 0 | 0% | 6 | 10 | 9 | 3% | | 9 | | -1 | -10% |
| GY/RN | 17 | 1% | 89 | 124 | 131 | 11% | | 114 | 671% | 7 | 6% |
| Midwest | 152 | 11% | 316 | 301 | 422 | 28% | | 270 | 178% | 121 | 40% |
| TOTAL | 3,786 | 18% | 3366 | 3577 | 5683 | 25% | | 1897 | 50% | 2106 | 59% |

Cases awaiting allocation include cases held on duty, unallocated child protection and welfare cases including children in care

Child Protection & Welfare

Summary Tables

| Open Cases Apr 2021 | | | Open Cases Jul 2021 | | | Δ | | | Allocated Cases Apr 2021 | | | Allocated Cases Jul 2021 | | | Δ 2 | | | Unallocated Cases Apr 2021 | | | Unallocated Cases Jul 2021 | | | Δ 3 | | |
|------------------------|--|--|------------------------|--|--|-------|--|--|-----------------------------|--|--|-----------------------------|--|--|-------|--|--|----------------------------------|--|--|----------------------------------|--|--|------|--|--|
| 873 | | | 1,110 | | | 237 | | | 649 | | | 706 | | | 57 | | | 224 | | | 404 | | | 180 | | |
| 1,395 | | | 1,563 | | | 168 | | | 1,069 | | | 1,055 | | | -14 | | | 326 | | | 508 | | | 182 | | |
| 1,457 | | | 1,673 | | | 216 | | | 909 | | | 849 | | | -60 | | | 548 | | | 824 | | | 276 | | |
| 1,455 | | | 1,748 | | | 293 | | | 1,198 | | | 1,401 | | | 203 | | | 257 | | | 347 | | | 90 | | |
| 1,569 | | | 1,809 | | | 240 | | | 1,445 | | | 1,551 | | | 106 | | | 124 | | | 258 | | | 134 | | |
| 2,412 | | | 2,670 | | | 258 | | | 1,936 | | | 2,125 | | | 189 | | | 476 | | | 545 | | | 69 | | |
| 1,297 | | | 1,616 | | | 319 | | | 1,006 | | | 1,073 | | | 67 | | | 291 | | | 543 | | | 252 | | |
| 525 | | | 601 | | | 76 | | | 486 | | | 526 | | | 40 | | | 39 | | | 75 | | | 36 | | |
| 472 | | | 604 | | | 132 | | | 423 | | | 520 | | | 97 | | | 49 | | | 84 | | | 35 | | |
| 2,124 | | | 2,500 | | | 376 | | | 1,913 | | | 2,033 | | | 120 | | | 211 | | | 467 | | | 256 | | |
| 779 | | | 850 | | | 71 | | | 637 | | | 671 | | | 34 | | | 142 | | | 179 | | | 37 | | |
| 1,581 | | | 1,930 | | | 349 | | | 1,288 | | | 1,402 | | | 114 | | | 293 | | | 528 | | | 235 | | |
| 659 | | | 772 | | | 113 | | | 514 | | | 486 | | | -28 | | | 145 | | | 286 | | | 141 | | |
| 286 | | | 382 | | | 96 | | | 269 | | | 309 | | | 40 | | | 17 | | | 73 | | | 56 | | |
| 322 | | | 347 | | | 25 | | | 312 | | | 338 | | | 26 | | | 10 | | | 9 | | | -1 | | |
| 1,120 | | | 1,230 | | | 110 | | | 996 | | | 1,099 | | | 103 | | | 124 | | | 131 | | | 7 | | |
| 1,426 | | | 1,522 | | | 96 | | | 1,125 | | | 1,100 | | | -25 | | | 301 | | | 422 | | | 121 | | |
| 19,752 | | | 22,927 | | | 3,175 | | | 16,175 | | | 17,244 | | | 1,069 | | | 3577 | | | 5683 | | | 2106 | | |

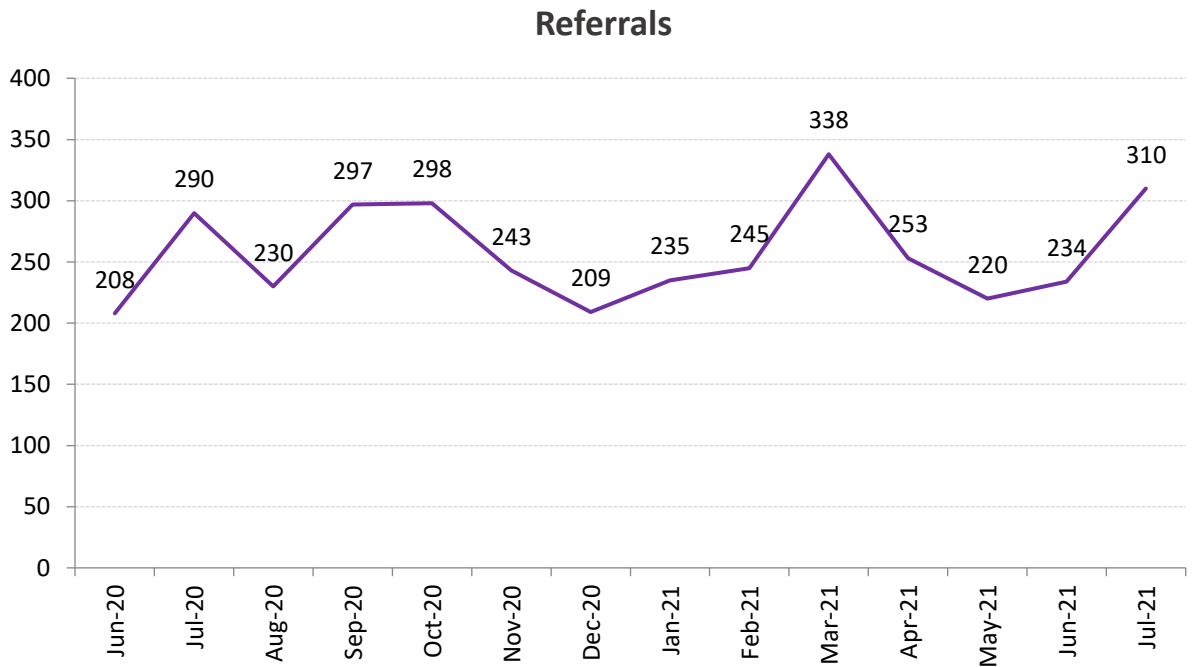
| Area | | High Priority Awaiting Apr 2021 | | High Priority Awaiting Jul 2021 | | Δ | Medium Priority Awaiting Apr 2021 | | Medium Priority Awaiting Jul 2021 | | Δ 2 | Low Priority Awaiting Apr 2021 | | Low Priority Awaiting Jul 2021 | | Δ 3 |
|--------------|--|---------------------------------------|--|---------------------------------------|--|-----|---|--|---|--|-----|--------------------------------------|--|--------------------------------------|--|------|
| | | | | | | | | | | | | | | | | |
| DSE/WW | | 22 | | 47 | | 25 | 100 | | 189 | | 89 | 102 | | 168 | | 66 |
| DSW/K/WW | | 8 | | 4 | | -4 | 157 | | 247 | | 90 | 161 | | 257 | | 96 |
| DSC | | 32 | | 59 | | 27 | 368 | | 473 | | 105 | 148 | | 292 | | 144 |
| Midlands | | 32 | | 42 | | 10 | 149 | | 183 | | 34 | 76 | | 122 | | 46 |
| DNC | | 22 | | 40 | | 18 | 55 | | 117 | | 62 | 47 | | 101 | | 54 |
| Dublin North | | 9 | | 28 | | 19 | 271 | | 221 | | -50 | 196 | | 296 | | 100 |
| LH/MH | | 38 | | 60 | | 22 | 201 | | 284 | | 83 | 52 | | 199 | | 147 |
| CN/MN | | 1 | | 5 | | 4 | 28 | | 42 | | 14 | 10 | | 28 | | 18 |
| Kerry | | 10 | | 9 | | -1 | 21 | | 24 | | 3 | 18 | | 51 | | 33 |
| Cork | | 20 | | 14 | | -6 | 70 | | 138 | | 68 | 121 | | 315 | | 194 |
| CW/KK/ST | | 2 | | 3 | | 1 | 107 | | 135 | | 28 | 33 | | 41 | | 8 |
| WD/WX | | 25 | | 51 | | 26 | 194 | | 279 | | 85 | 74 | | 198 | | 124 |
| Donegal | | 37 | | 48 | | 11 | 79 | | 117 | | 38 | 29 | | 121 | | 92 |
| SLWC | | 0 | | 1 | | 1 | 13 | | 55 | | 42 | 4 | | 17 | | 13 |
| Mayo | | 3 | | 5 | | 2 | 7 | | 1 | | -6 | 0 | | 3 | | 3 |
| GY/RN | | 12 | | 20 | | 8 | 81 | | 67 | | -14 | 31 | | 44 | | 13 |
| Midwest | | 69 | | 77 | | 8 | 130 | | 154 | | 24 | 102 | | 191 | | 89 |
| TOTAL | | 342 | | 513 | | 171 | 2031 | | 2726 | | 695 | 1204 | | 2444 | | 1240 |

Retrospective Cases of Abuse

Referrals

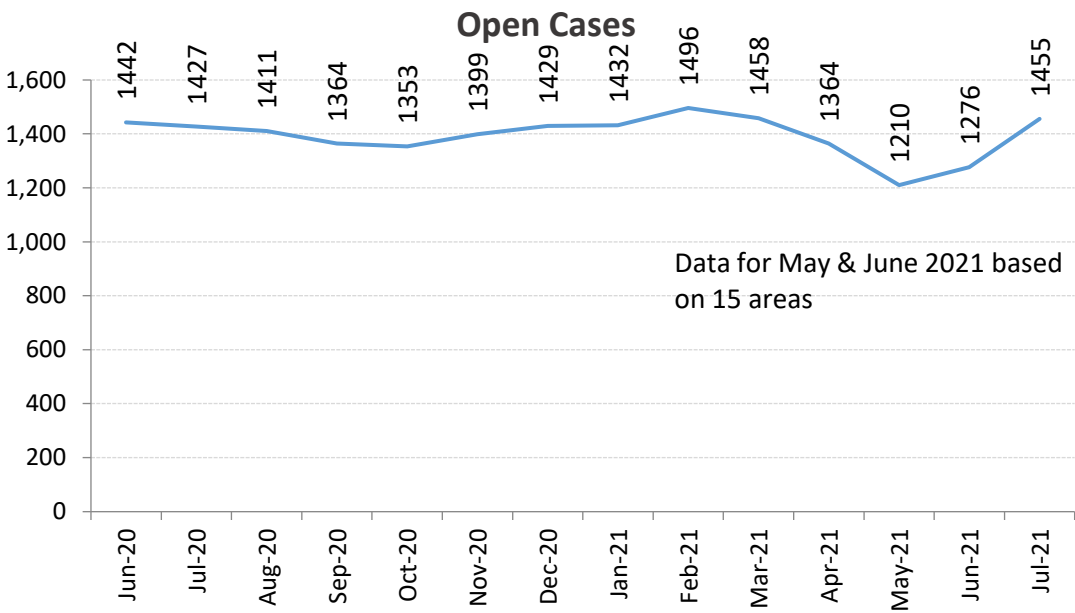
- **310 referrals of retrospective abuse** in July 2021, bringing the total number of referrals for the first seven months of 2021 to 1,835. At least 1,579 referrals received during the same period in 2020.

Data presented on retrospective cases of abuse (pages 8-10) for May and June 2021 is based on 15 areas. Data for Donegal and Sligo/Leitrim/West Cavan not available due to the impact of the cyber-attack.



Open Cases

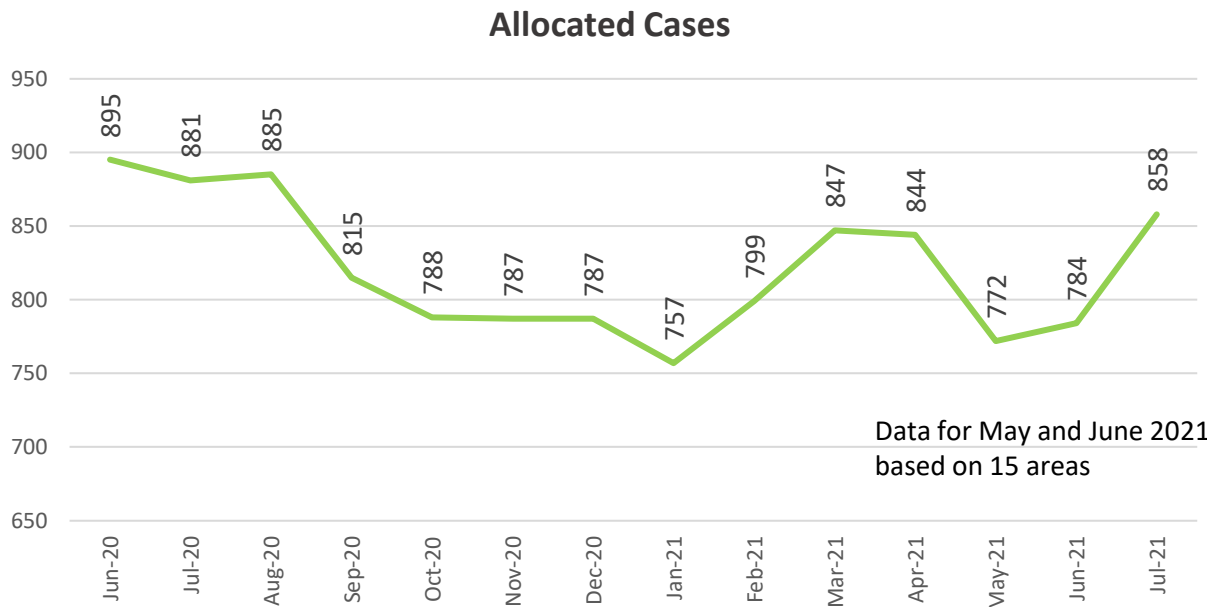
- **1,455 cases open to social work** at the end of July 2021, 28 more than July 2020 (1,427). (Data for May and June 2021 based on data for 15 areas)



Note: all data on cases of retrospective abuse needs to be interpreted with caution due to concerns about the consistent interpretation of definitions.

Allocated Cases

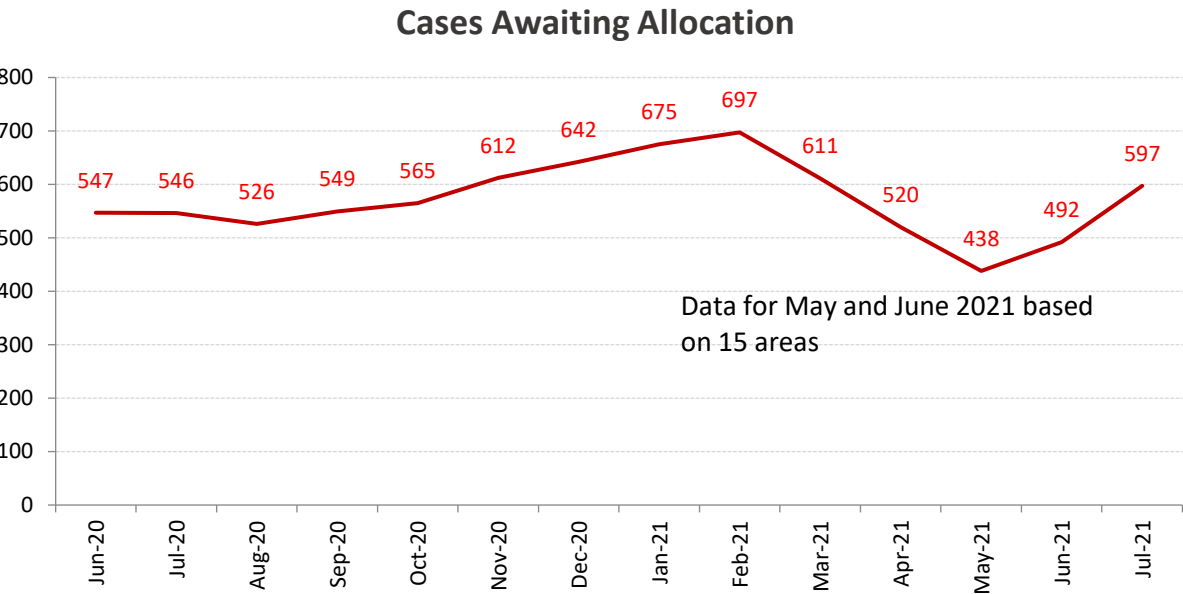
- **858 cases allocated to a social worker** at the end of July 2021, 23 fewer than July 2020 (881). (Data for May and June 2021 based on data for 15 areas).
- Allocated cases account for 59% of open cases.



Retrospective Cases of Abuse

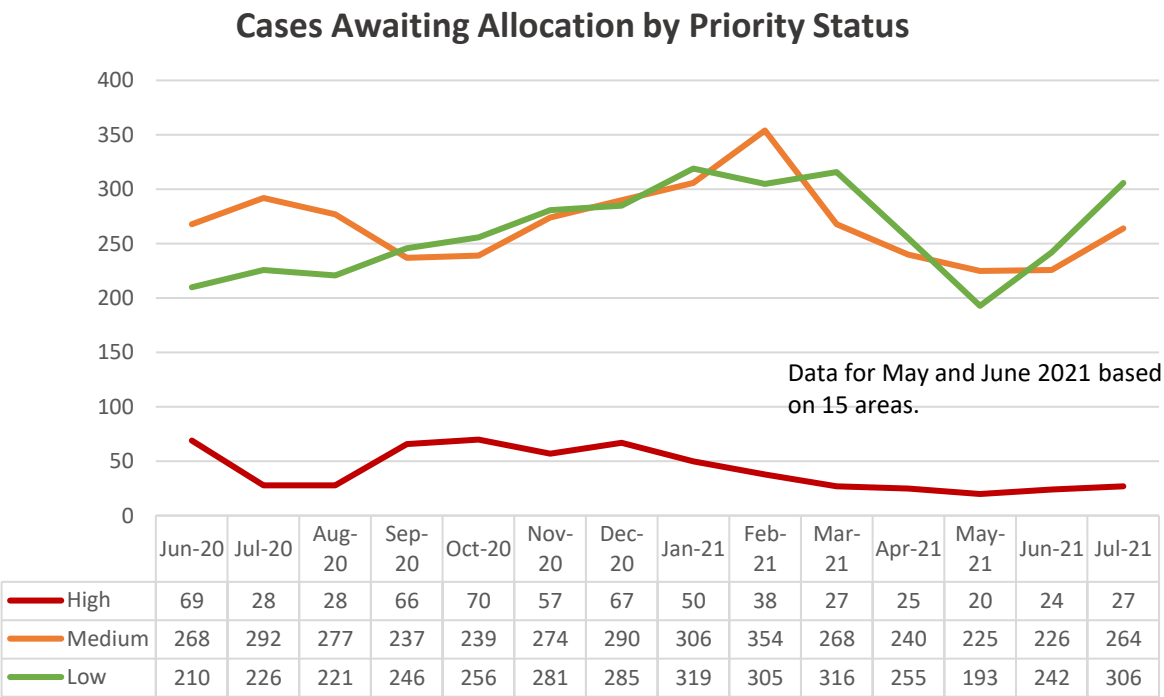
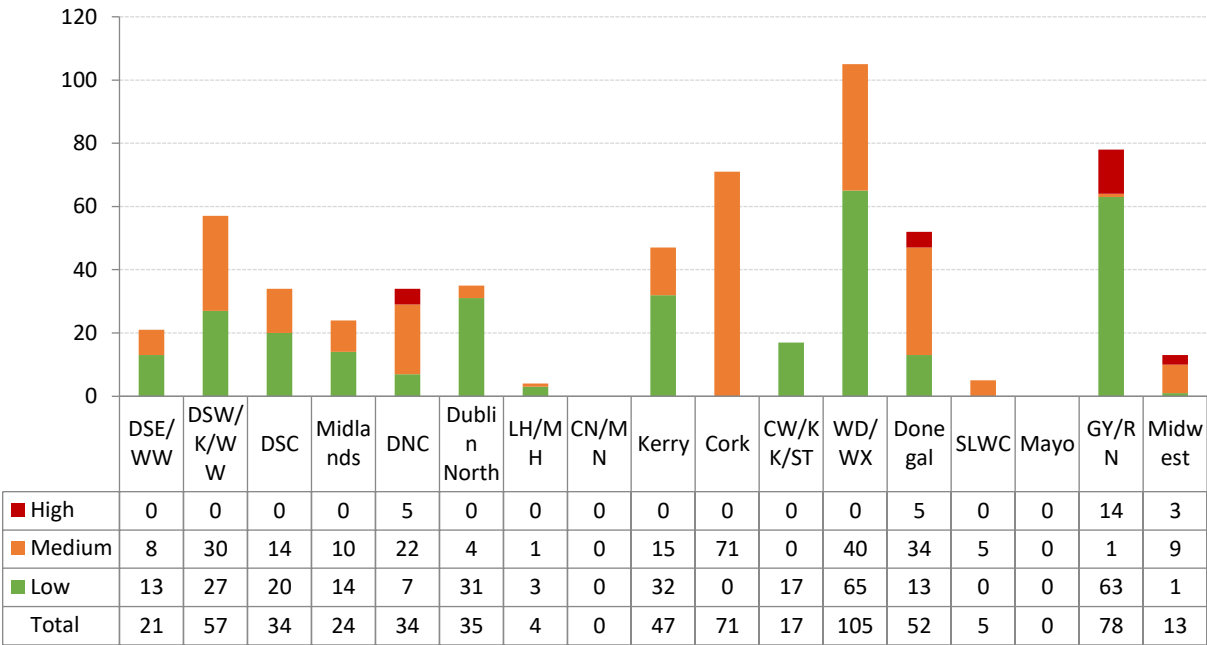
Cases Awaiting Allocation of a Social Worker

- **597 cases awaiting allocation** at the end of July 2021, 105 (21%) more than June 2021 (492). (Data June 2021 based on data for 15/17 areas).
- Cases awaiting allocation are up 51 on July 2020 (546) and down 45 (7%) on Dec 2020 (642).
- Cases awaiting allocation account for 41% of open cases.
- Highest number of cases awaiting in Waterford/Wexford (105) followed Galway/Roscommon (78), Cork (71), Dublin South West/ Kildare/West Wicklow (57) and Donegal (52). These five areas account for 61% (363) of cases awaiting allocation. Two areas (Cavan/Monaghan and Mayo) have no cases awaiting allocation.



- **27 high priority cases awaiting allocation** at the end of July 2021, three more than June 2021 (24). *Data for June 2021 based on data for 15/17 areas.*
- High priority cases accounted for 5% of cases awaiting allocation at the end of July 2021 (597).
- High priority cases are reported by four areas with the highest number reported by Galway/Roscommon (14) followed by Dublin North City (5), Donegal (5) and Midwest (3).




















Retrospective Cases of Abuse Awaiting Allocation by Priority Level, July 2021



Retrospective Cases of Abuse

- **8 of the 15 areas that returned data for June and July 2021 reported an increase** in cases awaiting allocation from June 2021. Largest increase reported by Waterford/Wexford (up 31) followed by Galway/Roscommon (up 22) and Dublin South East/Wicklow (up 12).
- **4 areas reported an decrease** with the largest increase reported by Cork (down 19) followed by DSW/K/WW (down 11), Midlands (down 2) and CW/K/ST (down 2).
- The remaining three areas (Dublin North City, Cavan/Monaghan and Mayo) reported no change.
- 41% (597) of open cases are awaiting allocation nationally, with nine areas reporting a percentage equal to or higher than the national average. Highest percentages reported by Dublin South East/Wicklow (88%), Midlands (73%) and Galway/Roscommon (73%).

- 5 areas had fewer cases awaiting allocation at the end of July 2021 than July 2020, while 10 areas reported an increase. Two areas (Cavan/Monaghan and Mayo) had no cases awaiting allocation at the end of either month.

| Area | Jul-20 # Unallocated | Jul-20 % Unallocated | May-21 # Unallocated | Jun-21 # Unallocated | Jul-21 # Unallocated | Jul-21 % Unallocated | May - Jul  | Jul-2021 v Jul- 2020 | % Δ | Jul-2021 v Jun- 2021 | % Δ2 |
|--------------|-------------------------|-------------------------|-------------------------|-------------------------|-------------------------|-------------------------|---|-------------------------|-----------|-------------------------|------------|
| DSE/WW | 0 | 0% | 3 | 9 | 21 | 88% |  | 21 | | 12 | 133% |
| DSW/K/WW | 60 | 55% | 43 | 68 | 57 | 49% |  | -3 | -5% | -11 | -16% |
| DSC | 54 | 57% | 22 | 31 | 34 | 55% |  | -20 | -37% | 3 | 10% |
| Midlands | 2 | 5% | 14 | 26 | 24 | 73% |  | 22 | 1100% | -2 | -8% |
| DNC | 33 | 37% | 43 | 34 | 34 | 25% |  | 1 | 3% | 0 | 0% |
| Dublin North | 20 | 16% | 34 | 34 | 35 | 21% |  | 15 | 75% | 1 | 3% |
| LH/MH | 15 | 25% | 3 | 2 | 4 | 11% |  | -11 | -73% | 2 | 100% |
| CN/MN | 0 | 0% | 0 | 0 | 0 | 0% |  | 0 | | 0 | |
| Kerry | 33 | 63% | 70 | 42 | 47 | 52% |  | 14 | 42% | 5 | 12% |
| Cork | 58 | 30% | 65 | 90 | 71 | 53% |  | 13 | 22% | -19 | -21% |
| CW/KK/ST | 56 | 100% | 17 | 19 | 17 | 40% |  | -39 | -70% | -2 | -11% |
| WD/WX | 127 | 66% | 68 | 74 | 105 | 58% |  | -22 | -17% | 31 | 42% |
| Donegal | 46 | 66% | NA | NA | 52 | 68% |  | 6 | 13% | | |
| SLWC | 0 | 0% | NA | NA | 5 | 16% |  | 5 | | | |
| Mayo | 0 | 0% | 0 | 0 | 0 | 0% |  | 0 | | 0 | |
| GY/RN | 42 | 60% | 56 | 56 | 78 | 73% |  | 36 | 86% | 22 | 39% |
| Midwest | 0 | 0% | 0 | 7 | 13 | 10% |  | 13 | | 6 | 86% |
| TOTAL | 546 | 38% | 438 | 492 | 597 | 41% |  | 51 | 9% | 105 | 21% |

Retrospective Cases of Abuse

Summary Tables

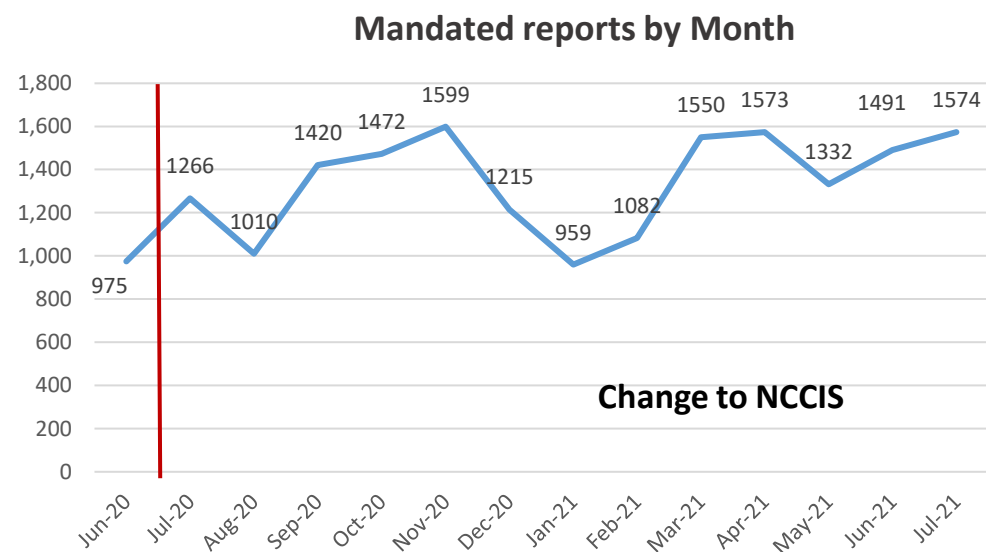
| Area | Referrals | | | Open Cases | | | Allocated Cases | | | Unallocated Cases | | |
|--------------|-----------|----------|-----|------------|----------|-----|-----------------|----------|-----|-------------------|----------|-----|
| | Jun 2021 | Jul 2021 | Δ | Jun 2021 | Jul 2021 | Δ 2 | Jun 2021 | Jul 2021 | Δ 3 | Jun 2021 | Jul 2021 | Δ 4 |
| DSE/WW | 2 | 16 | 14 | 10 | 24 | 14 | 1 | 3 | 2 | 9 | 21 | 12 |
| DSW/K/WW | 2 | 10 | 8 | 114 | 116 | 2 | 46 | 59 | 13 | 68 | 57 | -11 |
| DSC | 2 | 12 | 10 | 59 | 62 | 3 | 28 | 28 | 0 | 31 | 34 | 3 |
| Midlands | 9 | 9 | 0 | 36 | 33 | -3 | 10 | 9 | -1 | 26 | 24 | -2 |
| DNC | 22 | 20 | -2 | 134 | 137 | 3 | 100 | 103 | 3 | 34 | 34 | 0 |
| Dublin North | 18 | 18 | 0 | 162 | 168 | 6 | 128 | 133 | 5 | 34 | 35 | 1 |
| LH/MH | 12 | 30 | 18 | 36 | 37 | 1 | 34 | 33 | -1 | 2 | 4 | 2 |
| CN/MN | 8 | 9 | 1 | 51 | 53 | 2 | 51 | 53 | 2 | 0 | 0 | 0 |
| Kerry | 9 | 5 | -4 | 86 | 91 | 5 | 44 | 44 | 0 | 42 | 47 | 5 |
| Cork | 62 | 31 | -31 | 151 | 134 | -17 | 61 | 63 | 2 | 90 | 71 | -19 |
| CW/KK/ST | 11 | 5 | -6 | 42 | 43 | 1 | 23 | 26 | 3 | 19 | 17 | -2 |
| WD/WX | 29 | 81 | 52 | 146 | 182 | 36 | 72 | 77 | 5 | 74 | 105 | 31 |
| Donegal | 6 | 3 | -3 | NA | 76 | NA | NA | 24 | NA | NA | 52 | NA |
| SLWC | 4 | 1 | -3 | NA | 32 | NA | NA | 27 | NA | NA | 5 | NA |
| Mayo | 9 | 11 | 2 | 55 | 35 | -20 | 55 | 35 | -20 | 0 | 0 | 0 |
| GY/RN | 8 | 30 | 22 | 84 | 107 | 23 | 28 | 29 | 1 | 56 | 78 | 22 |
| Midwest | 21 | 19 | -2 | 110 | 125 | 15 | 103 | 112 | 9 | 7 | 13 | 6 |
| TOTAL | 234 | 310 | 76 | 1276 | 1455 | 179 | 784 | 858 | 74 | 492 | 597 | 105 |

| Area | High Priority Awaiting | | | Medium Priority Awaiting | | | Low Priority Awaiting | | |
|--------------|------------------------|----------|----|--------------------------|----------|-----|-----------------------|----------|-----|
| | Jun 2021 | Jul 2021 | Δ | Jun 2021 | Jul 2021 | Δ 2 | Jun 2021 | Jul 2021 | Δ 3 |
| DSE/WW | 1 | 0 | -1 | 2 | 8 | 6 | 6 | 13 | 7 |
| DSW/K/WW | 7 | 0 | -7 | 30 | 30 | 0 | 31 | 27 | -4 |
| DSC | 1 | 0 | -1 | 7 | 14 | 7 | 23 | 20 | -3 |
| Midlands | 0 | 0 | 0 | 4 | 10 | 6 | 22 | 14 | -8 |
| DNC | 3 | 5 | 2 | 22 | 22 | 0 | 9 | 7 | -2 |
| Dublin North | 0 | 0 | 0 | 4 | 4 | 0 | 30 | 31 | 1 |
| LH/MH | 0 | 0 | 0 | 1 | 1 | 0 | 1 | 3 | 2 |
| CN/MN | 0 | 0 | 0 | 0 | 0 | 0 | 0 | 0 | 0 |
| Kerry | 0 | 0 | 0 | 15 | 15 | 0 | 27 | 32 | 5 |
| Cork | 0 | 0 | 0 | 90 | 71 | -19 | 0 | 0 | 0 |
| CW/KK/ST | 2 | 0 | -2 | 17 | 0 | -17 | 0 | 17 | 17 |
| WD/WX | 0 | 0 | 0 | 26 | 40 | 14 | 48 | 65 | 17 |
| Donegal | NA | 5 | NA | NA | 34 | NA | NA | 13 | NA |
| SLWC | NA | 0 | NA | NA | 5 | NA | NA | 0 | NA |
| Mayo | 0 | 0 | 0 | 0 | 0 | 0 | 0 | 0 | 0 |
| GY/RN | 10 | 14 | 4 | 1 | 1 | 0 | 45 | 63 | 18 |
| Midwest | 0 | 3 | 3 | 7 | 9 | 2 | 0 | 1 | 1 |
| TOTAL | 24 | 27 | 3 | 226 | 264 | 38 | 242 | 306 | 64 |

Mandated Reports¹ – Child Protection & Welfare

- **1,574 mandated reports of abuse** received in July 2021. Brings to 9,561 the number of reports for the first seven months of 2021 (provisional figure).
- Mandated reports accounted for 25% (1,574) of all referrals received (6,349) in April 2021.

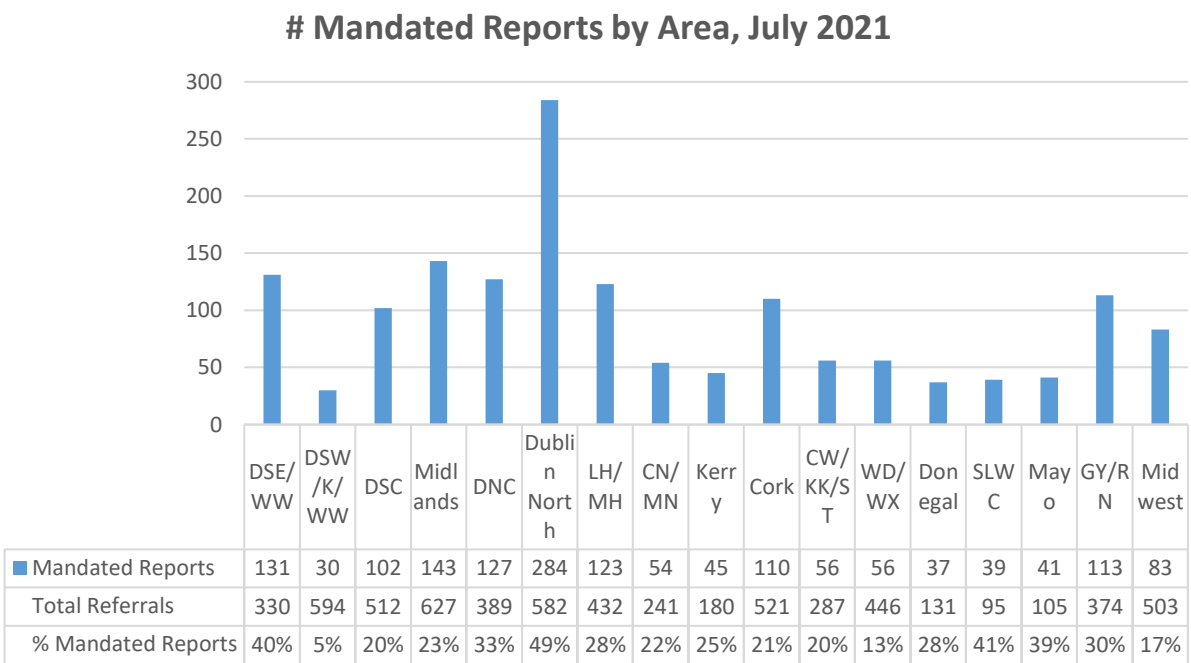
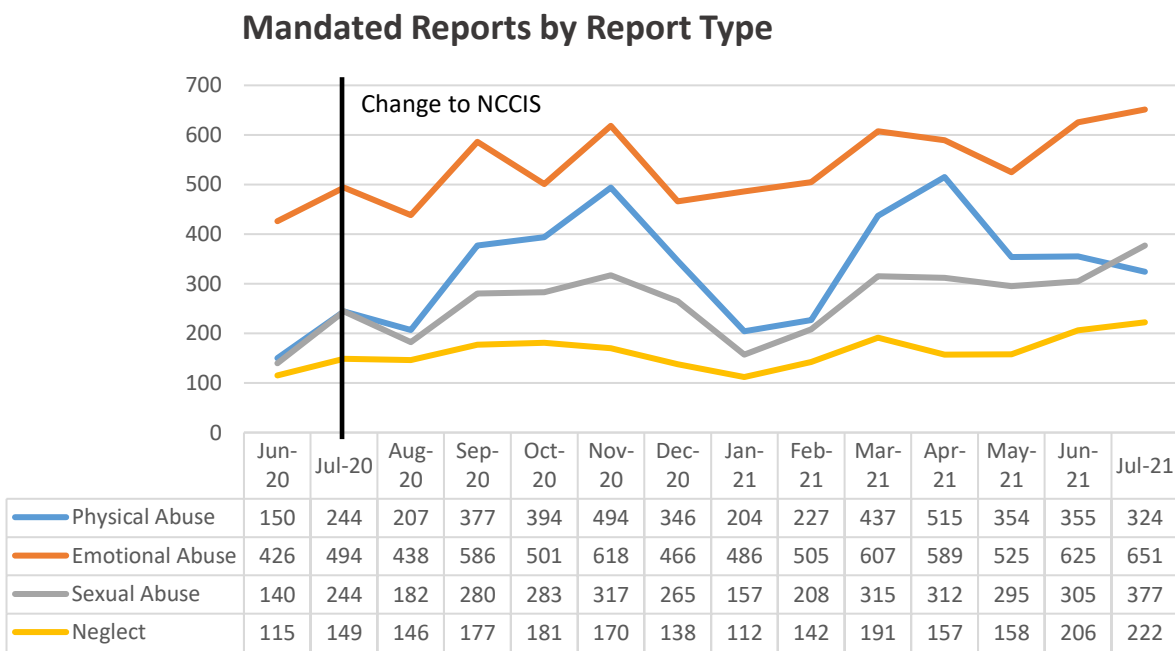
Comparison of data from July 2020 with previous months needs to be interpreted with caution. This is due to a change made on the National Child Care Information System (NCCIS) in July 2020 to enable areas record the primary report type of mandated reports on the referral screen. This means that areas no longer have to create an intake record on NCCIS to record the primary report type. Prior to this change, if an intake record had not been created on the system at the time the data were extracted, the mandated report would not have been included in the count.



- The number of mandated reports for July 2021, by area ranged from 30 (Dublin South West/Kildare/West Wicklow) to 284 (Dublin North).
- As a percentage of referrals, the highest percentage was reported by Dublin North (49%) followed by Sligo/Leitrim/West Cavan (41%) and Dublin South East/Wicklow (40%).
- The lowest percentage was reported by Dublin South West/Kildare/West Wicklow (5%) followed by Waterford/Wexford (13%) and Midwest 17%.

¹ Mandated reports are included in the data on referrals (slide 4)

- Highest number of reports for July 2021 for emotional abuse (651; 41%) followed by sexual abuse (377; 24%), physical abuse (324; 21%) and neglect (222; 14%). *Category of abuse not available for, 113 reports for October 2020, 37 reports for August 2020, 135 reports for July 2020 and 144 reports for June 2020.*



Mandated Reports – Child Protection & Welfare

Source of Reports

- Highest number of reports for July 2021 from An Garda Síochána (742; 47%) followed by social workers (262; 17%), social care workers (90; 6%), medical practitioners (71; 5%), psychologists (71; 5%) and safeguarding officers (67; 4%).
- These six sources account for 83% (1,303) of reports for July 2021.
- The highest number of reports year to date has been from An Garda Síochána (4,220; 44%) followed by social workers (1,290; 14%), teachers (1,195; 13%), social care workers (496; 5%), medical practitioners (418; 4%) and safeguarding officers (384; 4%).
- These seven sources account for 84% (8,003) of all reports.

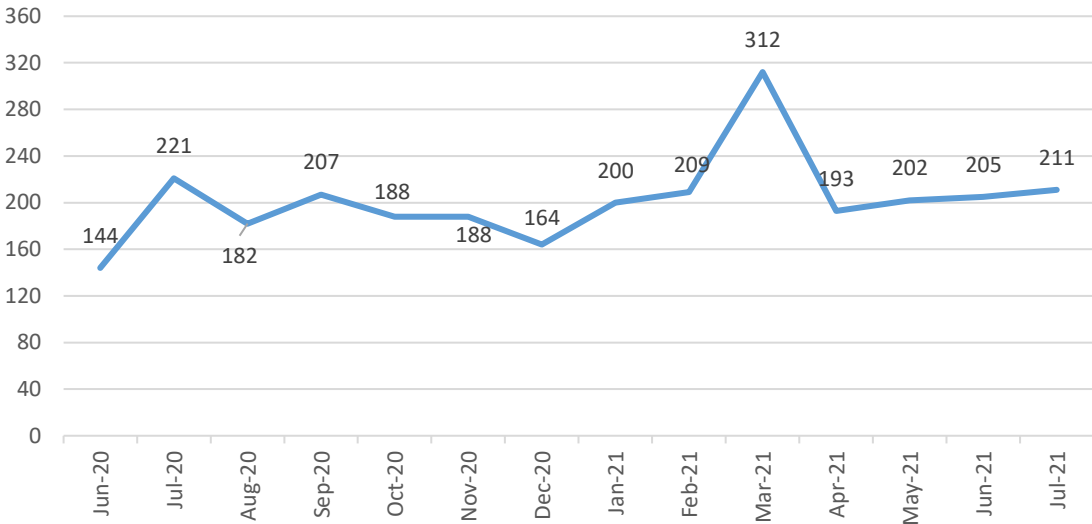
*Values <5 suppressed

| Source | # Jul 2021 | % Jul 2021 | Total 2021 YTD | % Total 2021 YTD |
|--|-------------|---------------|----------------|------------------|
| Medical practitioner (Registered) | 71 | 4.5% | 418 | 4.4% |
| Nurse or registered midwife (Registered) | 40 | 2.5% | 193 | 2.0% |
| Physiotherapist (Registered) | 7 | 0.4% | 65 | 0.7% |
| Speech & language therapist (Registered) | * | * | 20 | 0.2% |
| Occupational therapist (Registered) | * | * | 22 | 0.2% |
| Registered dentist | 0 | 0.0% | 5 | 0.1% |
| Psychologist who practises as such and who is eligible for registration | 71 | 4.5% | 282 | 2.9% |
| Social care worker who practises as such and who is eligible for registration | 90 | 5.7% | 496 | 5.2% |
| Social worker who practises as such and who is eligible for registration | 262 | 16.6% | 1290 | 13.5% |
| EMT, paramedic and advanced paramedic registered with the Pre-Hospital Emergency Care Council | 0 | 0.0% | 10 | 0.1% |
| Probation officer within the meaning of section 1 of the Criminal Justice (Community Service) Act 1983. | * | * | 41 | 0.4% |
| Teacher registered with the Teaching Council. | 53 | 3.4% | 1195 | 12.5% |
| An Garda Síochána Member | 742 | 47.1% | 4220 | 44.1% |
| Guardian ad litem appointed in accordance with section 26 of the Child Care Act 1991 | * | * | 16 | 0.2% |
| Domestic violence shelter manager | 39 | 2.5% | 280 | 2.9% |
| Homeless provision or emergency accommodation facility manager | 22 | 1.4% | 73 | 0.8% |
| Asylum seeker accommodation (direct provision) centre manager | 5 | 0.3% | 25 | 0.3% |
| Addiction counsellor employed by a body funded, wholly or partly, out of moneys provided by the Oireachtas | * | * | 12 | 0.1% |
| Psychotherapist or a person providing counselling who is registered with one of the voluntary professional bodies | 38 | 2.4% | 212 | 2.2% |
| Language school or other recreational school where children reside away from home manager | 0 | 0.0% | * | * |
| Clergy member (howsoever described) or pastoral care worker (howsoever described) of a church or other religious community; | * | * | 6 | 0.1% |
| Institution where a child is detained by an order of a court (Director) | 0 | 0.0% | * | * |
| Safeguarding officer, child protection officer or other person (howsoever described) who is employed for the purpose of performing the child welfare and protection function of religious, sporting, recreational, cultural, educational and other bodies and organisations offering services to children; | 67 | 4.3% | 384 | 4.0% |
| Child care staff member employed in a pre-school service within the meaning of Part VIIA of the Child Care Act 1991; | * | * | 33 | 0.3% |
| Youth work service - person responsible for the care or management within the meaning of section 2 of the Youth Work Act 2001 | 14 | 0.9% | 70 | 0.7% |
| Youth worker holds a professional qualification and who is employed in a youth work service | 40 | 2.5% | 137 | 1.4% |
| Foster carer registered with the Agency. | * | * | 31 | 0.3% |
| Pre-school service within the meaning of Part VIIA of the Child Care Act 1991. | * | * | 19 | 0.2% |
| Total (includes suppressed values) | 1574 | 100.0% | 9561 | 100.0% |

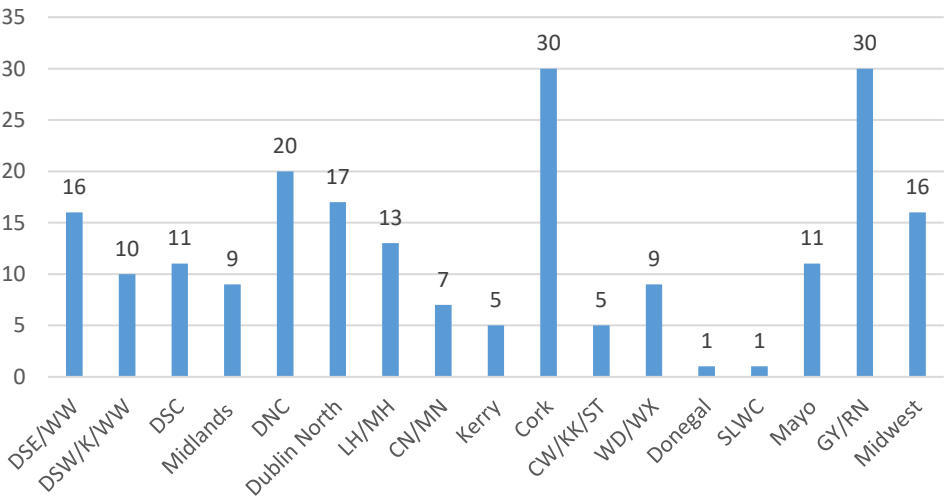
Mandated Reports¹ – Retrospective Abuse

- **211 mandated reports of retrospective abuse** in July 2021. Brings to 1,532 the number of reports for the first seven months of 2021.
- Mandated reports accounted for 68% (211) of all reports of retrospective abuse received in July 2021 (310).
- The majority (94%; 199) of mandated reports for July 2021 were for sexual abuse.
- Highest number of mandated reports (30) reported by Cork and Galway/Roscommon

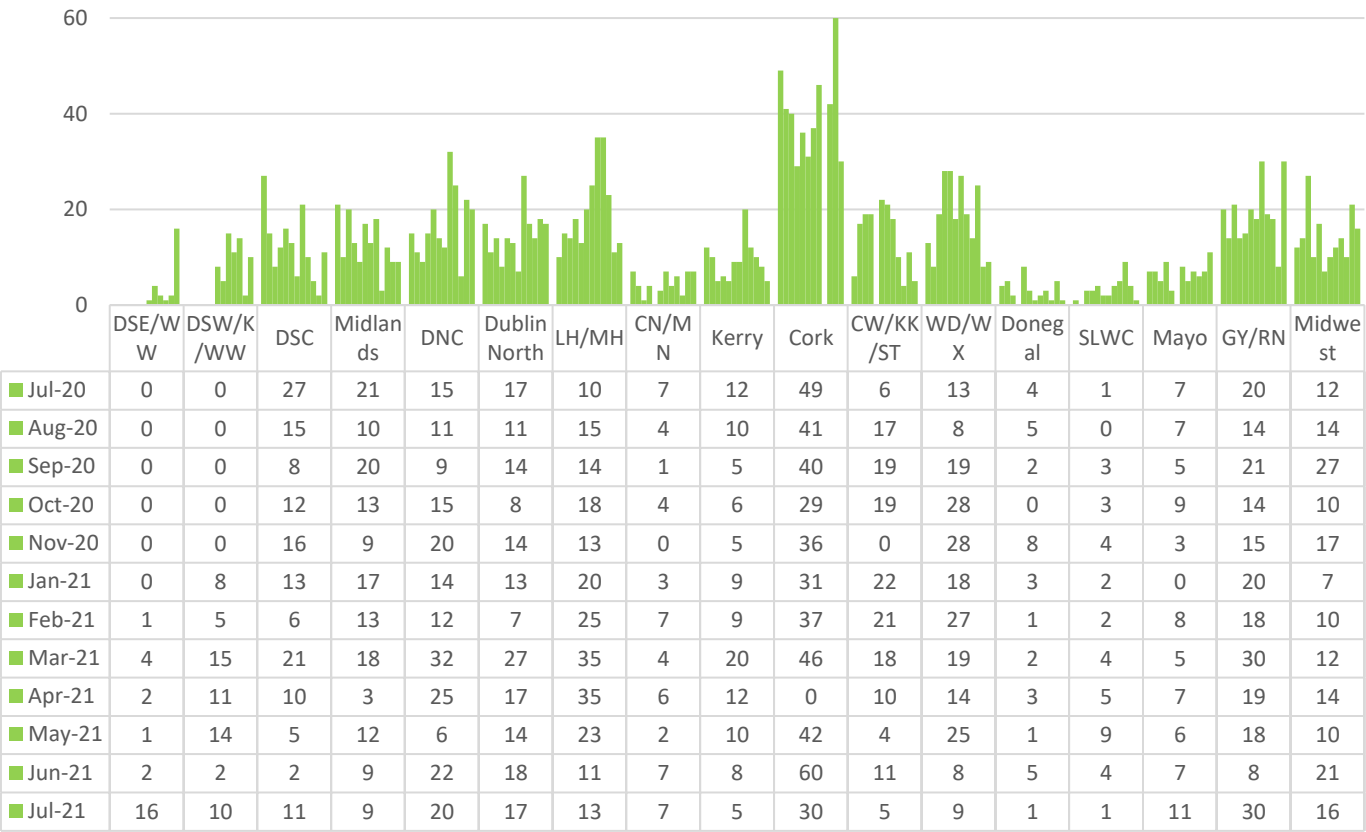
Mandated Reports by Month



Mandated Reports by Area - July 2021



Mandated Reports - Retrospective Cases of Abuse



¹ Mandated reports are included in the data on referrals (slide 8)

Mandated Reports – Retrospective Abuse

Source of Reports

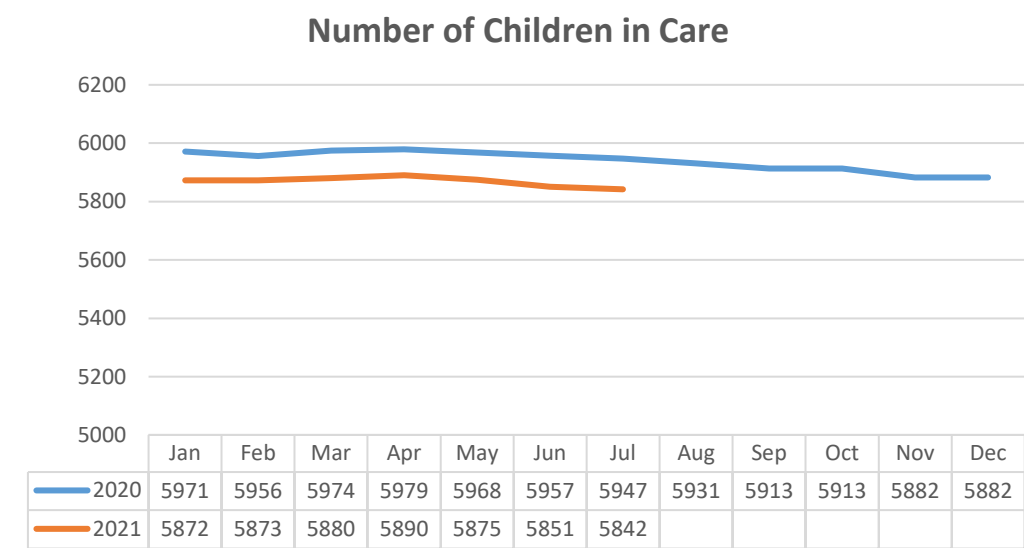
- Highest number of reports for July 2021 from psychotherapists (43; 20%) followed by An Garda Síochána (32; 15%), medical practitioners (28; 13%), psychologists (26; 12%) and social workers (25; 12%). These five sources account for 73%; (154) of all reports received.
- The highest number of reports year to date has been from An Garda Síochána (427; 28%) followed by psychotherapists (307; 20%), social workers (226; 15%), psychologists (133; 9%), medical practitioners (110; 7%) and safeguarding officers (93; 6%). These six sources account for 85% (1,296) of all reports received.

*Values <5 suppressed

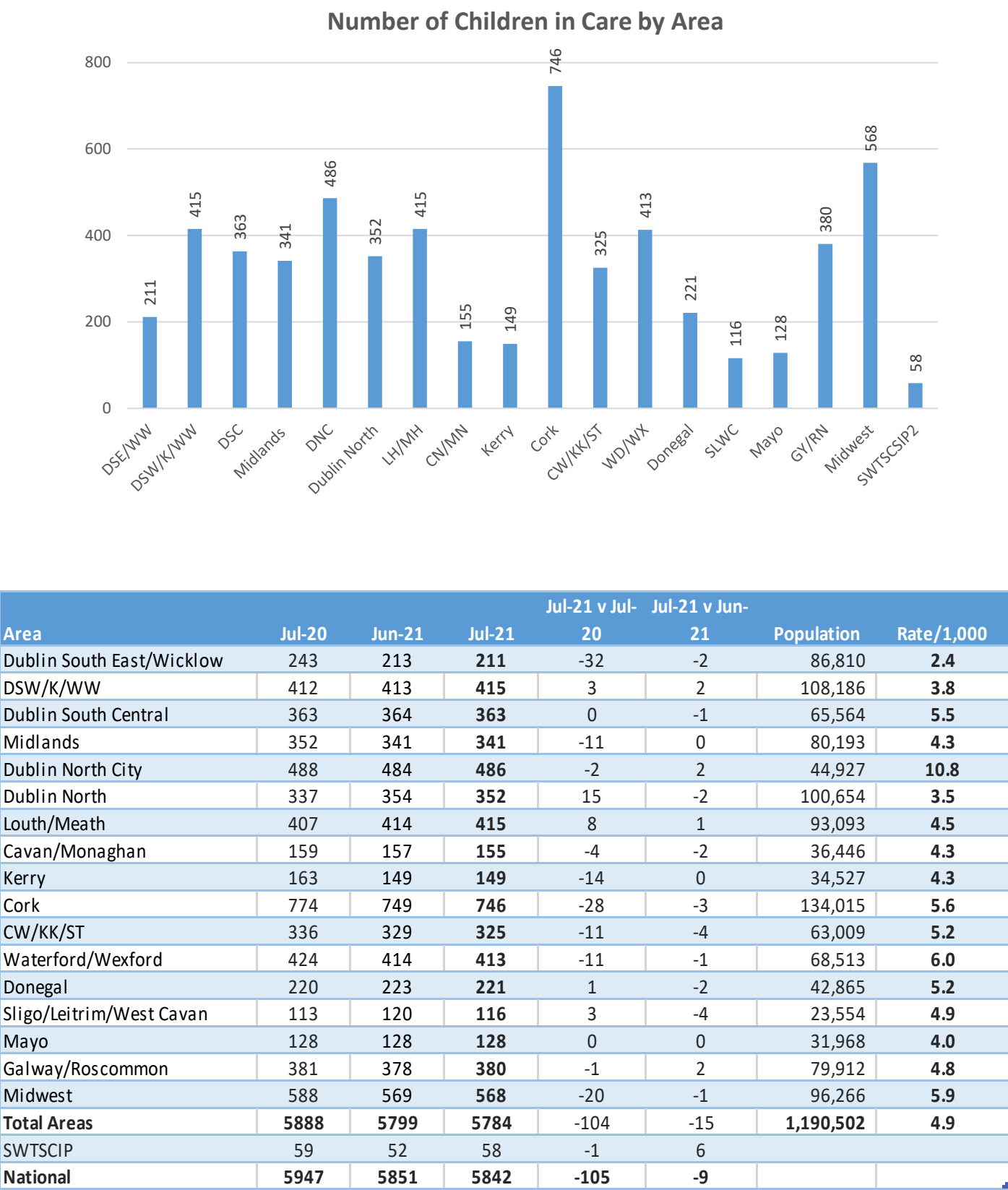
| Source | # July 2021 | % July 2021 | Total 2021 YTD | % Total 2021 YTD |
|--|-------------|-------------|----------------|------------------|
| Medical practitioner (Registered) | 28 | 13.3% | 110 | 7.2% |
| Nurse or registered midwife (Registered) | 19 | 9.0% | 88 | 5.7% |
| Physiotherapist (Registered) | 0 | 0.0% | 11 | 0.7% |
| Speech & language therapist (Registered) | 0 | 0.0% | * | * |
| Occupational therapist (Registered) | 0 | 0.0% | 7 | 0.5% |
| Registered dentist | * | * | * | * |
| Psychologist who practises as such and who is eligible for registration | 26 | 12.3% | 133 | 8.7% |
| Social care worker who practises as such and who is eligible for registration | * | * | 20 | 1.3% |
| Social worker who practises as such and who is eligible for registration | 25 | 11.8% | 226 | 14.8% |
| EMT, paramedic and advanced paramedic registered with the Pre-Hospital Emergency Care Council | 0 | 0.0% | * | * |
| Probation officer within the meaning of section 1 of the Criminal Justice (Community Service) Act 1983. | * | * | 14 | 0.9% |
| Teacher registered with the Teaching Council. | * | * | 12 | 0.8% |
| An Garda Síochána Member | 32 | 15.2% | 427 | 27.9% |
| Guardian ad litem appointed in accordance with section 26 of the Child Care Act 1991 | 9 | 4.3% | 11 | 0.7% |
| Domestic violence shelter manager | * | * | * | * |
| Homeless provision or emergency accommodation facility manager | * | * | 10 | 0.7% |
| Asylum seeker accommodation (direct provision) centre manager | 0 | 0.0% | * | * |
| Addiction counsellor employed by a body funded, wholly or partly, out of moneys provided by the Oireachtas | * | * | 19 | 1.2% |
| Psychotherapist or a person providing counselling who is registered with one of the voluntary professional bodies | 43 | 20.4% | 307 | 20.0% |
| Language school or other recreational school where children reside away from home manager | 0 | 0.0% | 5 | 0.3% |
| Clergy member (howsoever described) or pastoral care worker (howsoever described) of a church or other religious community; | * | * | 25 | 1.6% |
| Institution where a child is detained by an order of a court (Director) | 0 | 0.0% | * | * |
| Safeguarding officer, child protection officer or other person (howsoever described) who is employed for the purpose of performing the child welfare and protection function of religious, sporting, recreational, cultural, educational and other bodies and organisations offering services to children; | 15 | 7.1% | 93 | 6.1% |
| Child care staff member employed in a pre-school service within the meaning of Part VIIA of the Child Care Act 1991; | 0 | 0.0% | * | * |
| Youth work service - person responsible for the care or management within the meaning of section 2 of the Youth Work Act 2001 | 0 | 0.0% | * | * |
| Youth worker holds a professional qualification and who is employed in a youth work service | 0 | 0.0% | * | * |
| Foster carer registered with the Agency. | 0 | 0.0% | 0 | 0.0% |
| Pre-school service within the meaning of Part VIIA of the Child Care Act 1991. | 0 | 0.0% | * | * |
| Total (includes suppressed values) | 211 | 100.0% | 1532 | 100.0% |

Children in Care

- **5,842 children in care at the end of July 2021**; nine fewer than June 2021 (5,851)
- 105 fewer children in care than the same time last year (5,947).
- 65% (3,797) of children in care are in general foster care, 25% (1,486) are in relative foster care, 8% (443) are in residential care and 2% (116) are in “other” care placements.
- 18 (4%) of the 443 children in residential placements are in special care

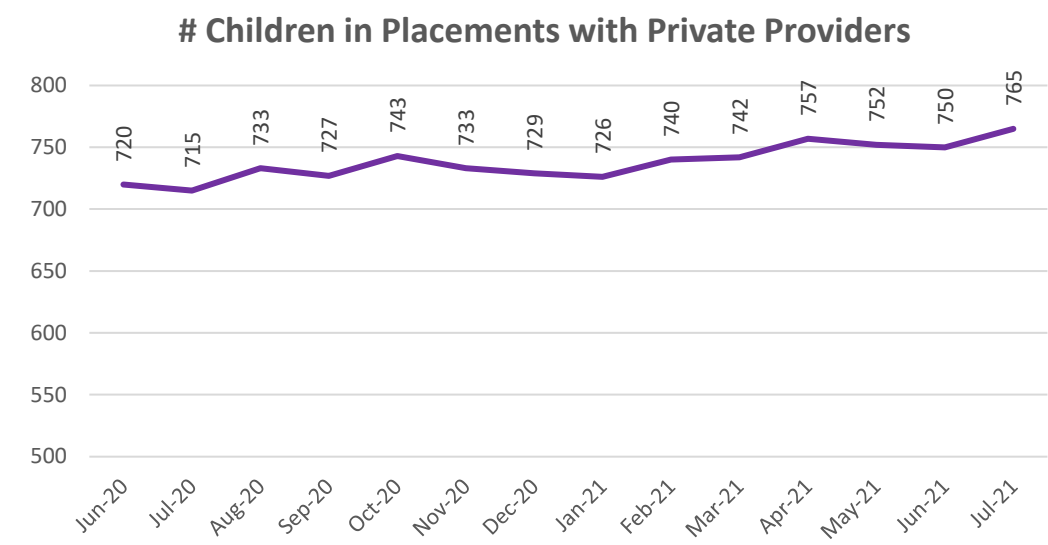


- Highest number of children in care reported by Cork (746) followed by Midwest (568) and Dublin North City (486).
- Fewest number reported by the Social Work Team for Separated Children Seeking International Protection (58) followed by Sligo/Leitrim West Cavan (116) and Mayo (128).
- Highest rate of children in care per 1,000 children was reported by Dublin North City (10.8/1,000) followed by Waterford/Wexford (6.0/1,000) and Midwest (5.9/1,000). Lowest rate reported by Dublin South East/Wicklow (2.4/1,000) followed by Dublin North (3.5/1,000) and Dublin South West/Kildare/West Wicklow (3.8/1,000).
- Eight areas reported a percentage equal to or higher than the national average of 4.9/1,000 children.

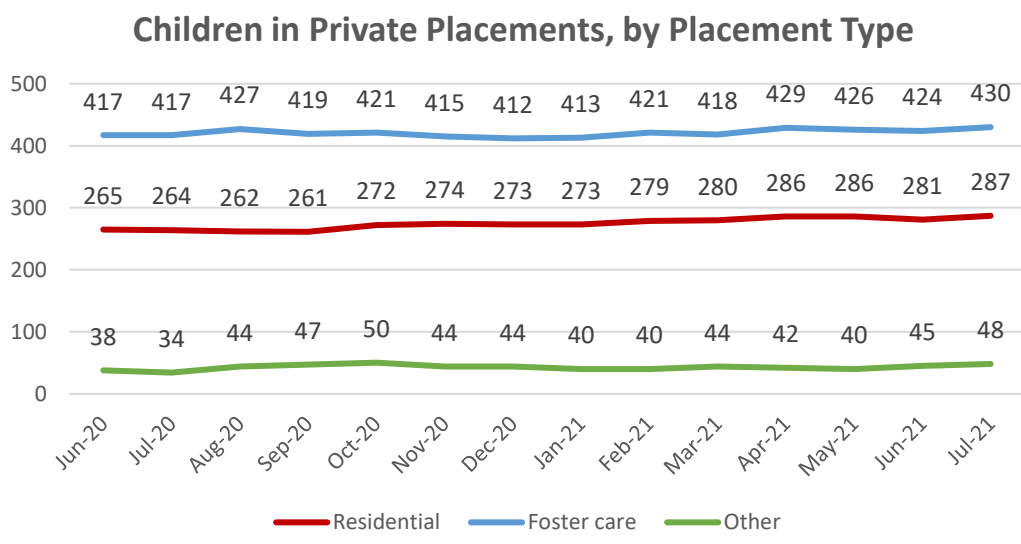


Children in Care

- **765 (13%) children in care at the end of July 2021 were in placements with private providers;** 15 more than June 2021 (750) and the highest number for the period June 2020 – July 2021.
- There were 50 (7%) more children in care in placements with private providers at the end of July 2021 than at the end of July 2020 (715).



- 56% (430) of children in placements with private providers were in **foster care**, six more than June 2021 (424). This number (430) is up 13 (3%) on July 2020 (417)
- 38% (287) of children in placements with private providers were in **residential care**, six more than June 2021 (281). This number (287) is up 23 (9%) on July 2020 (264).



- Highest number of children in placements with private providers reported by Dublin South Central (112) followed by DSW/K/WW (105), Dublin North City (83), Dublin North (76) and Midlands (70). These five areas account for 58% (446) of all children in placements with private providers.

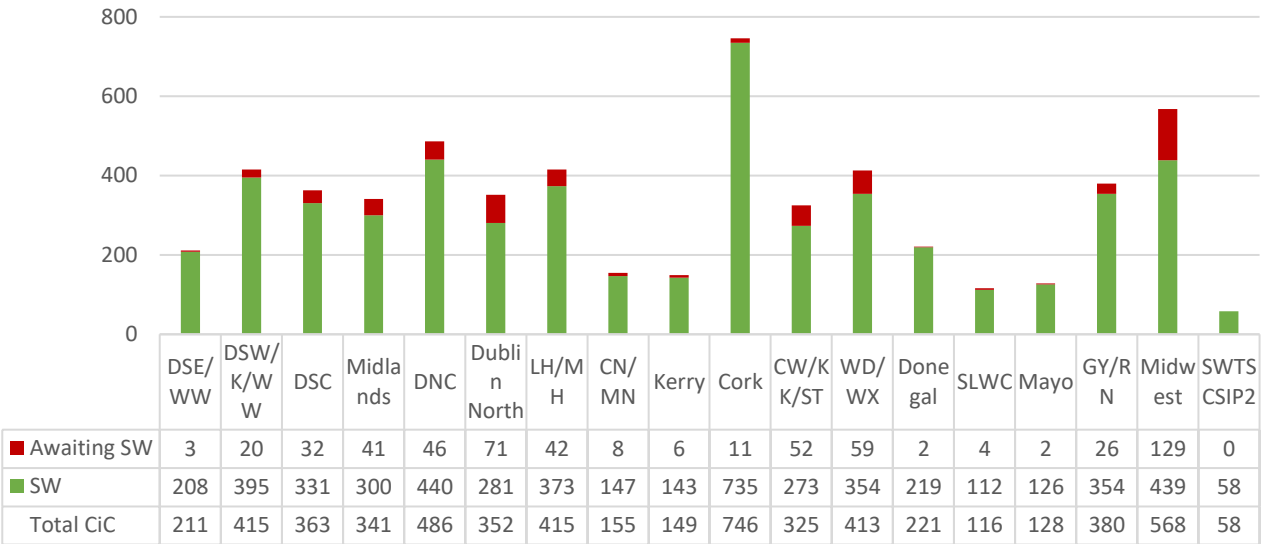
| Placements with Private Providers | Jul-21 | % Total |
|-----------------------------------|--------|---------|
| DSE/WW | 39 | 5% |
| DSW/K/WW | 105 | 14% |
| DSC | 112 | 15% |
| Midlands | 70 | 9% |
| DNC | 83 | 11% |
| Dublin North | 76 | 10% |
| LH/MH | 33 | 4% |
| CN/MN | 5 | |
| Kerry | 11 | 1% |
| Cork | 69 | 9% |
| CW/KK/ST | 13 | 2% |
| WD/WX | 43 | 6% |
| Donegal | 19 | 2% |
| SLWC | 6 | 1% |
| Mayo | 5 | |
| GY/RN | 8 | 1% |
| Midwest | 41 | 5% |
| SWTSCSIP | 33 | 4% |
| Total | 765 | 100% |

S – figures for Cavan/Monaghan and Mayo suppressed due to small numbers

Children in Care

- **91% (5,288) of children in care at the end of July 2021 had an allocated social worker;** up two percentage points from June 2021
- A total of 554 children were awaiting an allocated social worker; 64 fewer than June 2021 (618) and 155 (39%) more than Dec 2020 (399).
- Highest number awaiting reported by Midwest (129) followed by Dublin North (71), Waterford/Wexford (59), Carlow/Kilkenny/South Tipperary (52), Dublin North City (46), Louth/Meath (42), Midlands (41). These seven areas account for 79% (440) of all cases awaiting allocation.

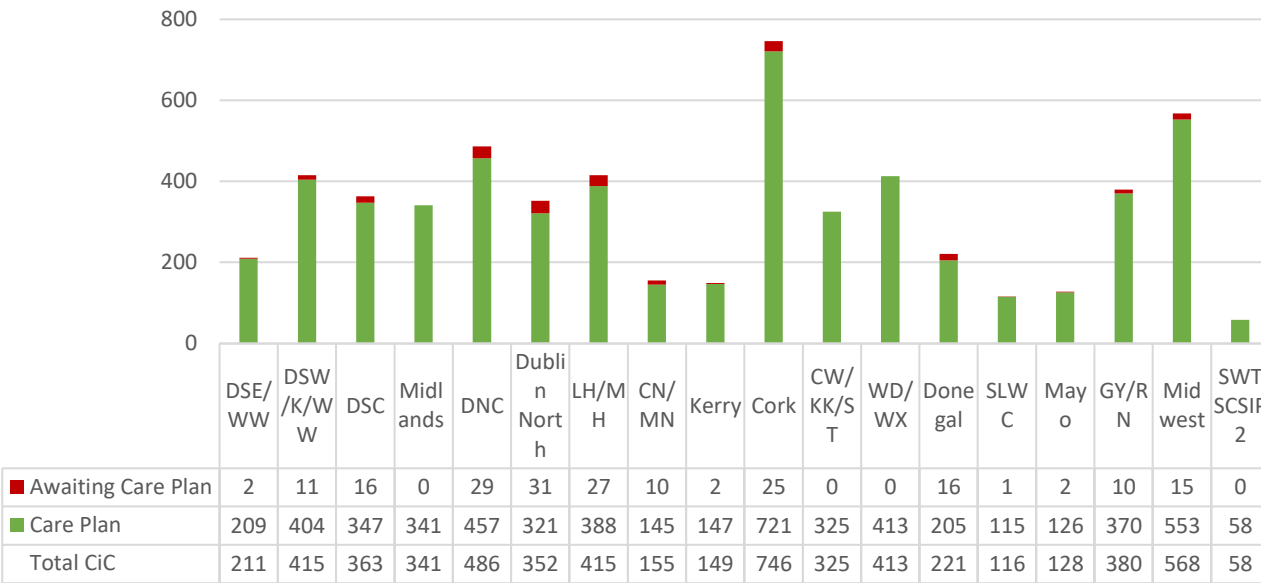
Children in Care with a Social Worker



- **97% (5,645) of children in care at the end of July 2021 had an up-to-date care plan;** no change from June 2021.
- A total of 197 children did not have an up-to-date care plan; four fewer than June (201) and three fewer than Dec 2020 (200).
- Highest numbers with no up-to-date care plan reported by Dublin North (31), Dublin North City (29), Louth/Meath (27) and Cork (25).

It should be noted that variances have been identified in how data on this metric are being reported by areas. In some areas care plans that have fallen due for review and not updated are included. Also, it should be noted that where a care plan is not up-to-date, the care plan in place (albeit that it is awaiting review) is used to support the care of the child.

Children in Care with a Care Plan



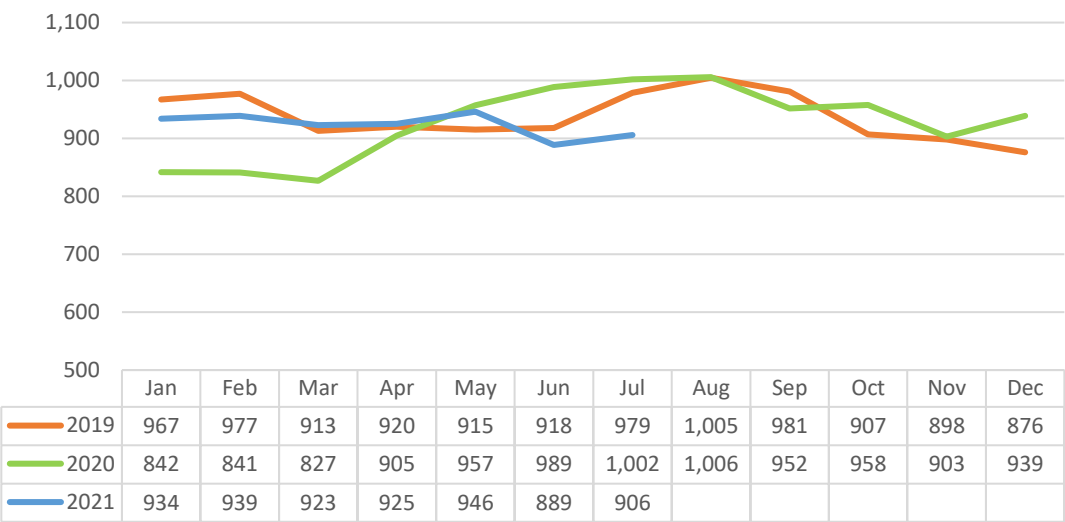
Child Protection Notification System

- **906 children listed as “active” at the end of July 2021**; 17 more than June 2021 (889) when the fewest number since March 2020 (827) was reported. There were 96 fewer children “active” at the end of July 2021 than July 2020 (1,002).

The number of children listed as "active" from April 2020 needs to be interpreted with caution, due to the deferral of some review child protection conferences (where decisions are made to remove children listed as "active") during the Covid-19 restrictions. Guidance issued by Tusla on foot of the COVID-19 restrictions advised that following discussion and evaluation of safety plans, review conferences could be deferred for a maximum of 3 months.

- All children listed as “active” at the end of July 2021 had an **allocated social worker**.
- Highest number of children listed as “active” at the end of July 2021 reported by Cork (97) followed by Midwest (88), Carlow/Kilkenny/South Tipperary (77) and Dublin North (77).
- Fewest number listed as “active” reported by Sligo/Leitrim/West Cavan (12) followed by Galway/Roscommon (17) and Cavan/Monaghan (23).
- Highest rate per 10,000 population under 18 years reported by Donegal (14.9/10,000) followed by Dublin North City (13.8/10,000) and Carlow/Kilkenny/South Tipperary (12.2/10,000).
- Lowest rates reported by Galway/Roscommon (2.1/10,000) and Louth/Meath (2.9/10,000). Nine areas reported a rate equal to or higher than the national rate of 7.6/10,000
- 6 areas had more children listed as “active” at the end of July 2021 than June 2021. Largest increases reported Cork (up 13) and Midlands (up 11). Largest decreases reported by Waterford/Wexford (down 8) and Dublin North (down 5). Two areas Kerry and Sligo/Leitrim/West Cavan reported no change from June 2021.
- 6 areas had more children active at the end of July 2021 than at the same period last year. Largest increases reported by Dublin North (up 30), Dublin South West/Kildare/West Wicklow (up 20) and Dublin South East/Wicklow (up 19). Largest decreases reported by Carlow/Kilkenny/South Tipperary (down 46), Waterford/Wexford (down 45) and Galway/Roscommon (down 33).

Children "Active" on the CPNS



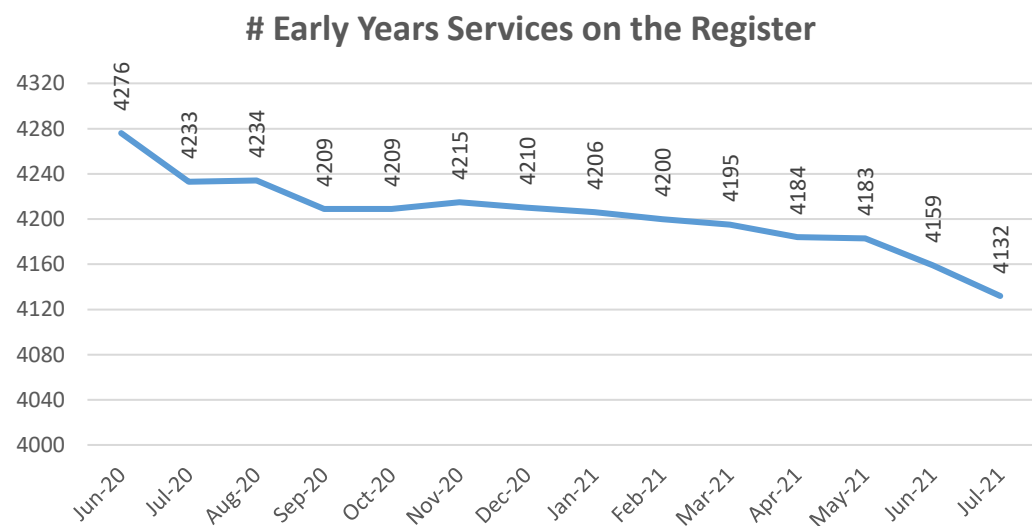
Number and rate of children “active” on the CPNS, by area (ranked by rate)

| Area | | | | Jul-21 v Jul- | | Jul-21 v | | Population | Rate/10,000 |
|--|--------|--------|--------|---------------|--------|----------|--------|------------|-------------|
| | Jul-20 | Jun-21 | Jul-21 | 20 | Jun-21 | 20 | Jun-21 | | |
| Donegal | 51 | 60 | 64 | 13 | 4 | | | 42865 | 14.9 |
| Dublin North City | 89 | 65 | 62 | -27 | -3 | | | 44927 | 13.8 |
| Carlow / Kilkenny / South Tipperary | 123 | 78 | 77 | -46 | -1 | | | 63009 | 12.2 |
| Mayo | 20 | 34 | 35 | 15 | 1 | | | 31968 | 10.9 |
| Mid West | 101 | 91 | 88 | -13 | -3 | | | 96266 | 9.1 |
| Dublin South Central | 62 | 47 | 55 | -7 | 8 | | | 65564 | 8.4 |
| Kerry | 30 | 28 | 28 | -2 | 0 | | | 34527 | 8.1 |
| Waterford / Wexford | 99 | 62 | 54 | -45 | -8 | | | 68513 | 7.9 |
| Dublin North | 47 | 82 | 77 | 30 | -5 | | | 100654 | 7.6 |
| Cork | 110 | 84 | 97 | -13 | 13 | | | 134015 | 7.2 |
| Dublin South East / Wicklow | 43 | 63 | 62 | 19 | -1 | | | 86810 | 7.1 |
| Dublin South West / Kildare / West Wicklow | 56 | 79 | 76 | 20 | -3 | | | 108186 | 7.0 |
| Midlands | 54 | 41 | 52 | -2 | 11 | | | 80193 | 6.5 |
| Cavan / Monaghan | 17 | 24 | 23 | 6 | -1 | | | 36446 | 6.3 |
| Sligo / Leitrim / West Cavan | 17 | 12 | 12 | -5 | 0 | | | 23554 | 5.1 |
| Louth / Meath | 33 | 21 | 27 | -6 | 6 | | | 93093 | 2.9 |
| Galway / Roscommon | 50 | 18 | 17 | -33 | -1 | | | 79912 | 2.1 |
| Total | 1002 | 889 | 906 | -96 | 17 | | | 1190502 | 7.6 |

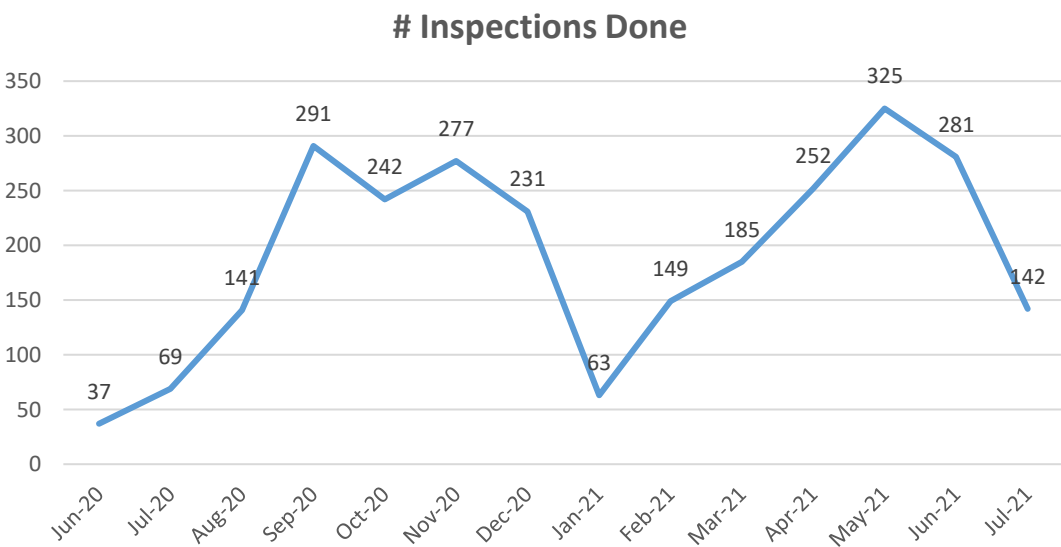
Children's Services Regulation

EARLY YEARS INSPECTORATE

- **4,132 early years services on the register at the end of July 2021**, 27 fewer than June 2021 (4,159) and the eight consecutive monthly decrease. There were 101 (2%) fewer services on the register at the end of July 2021 than July 2020 (4,233).

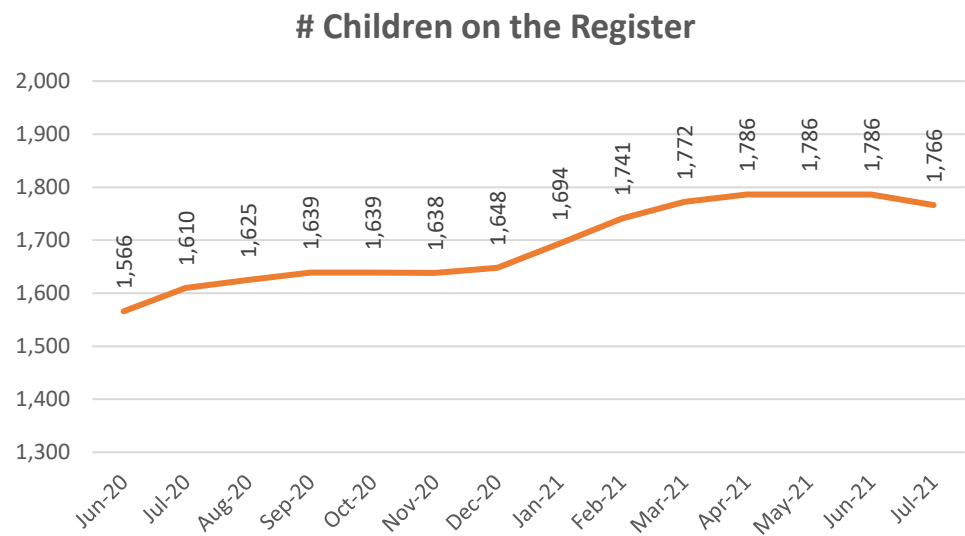


- **142 inspections of early years services done in July 2021.** Brings to 1,397 the number of inspections for 2021. *Number of inspections impacted, due to the closure of services under the Covid-19 restrictions.*

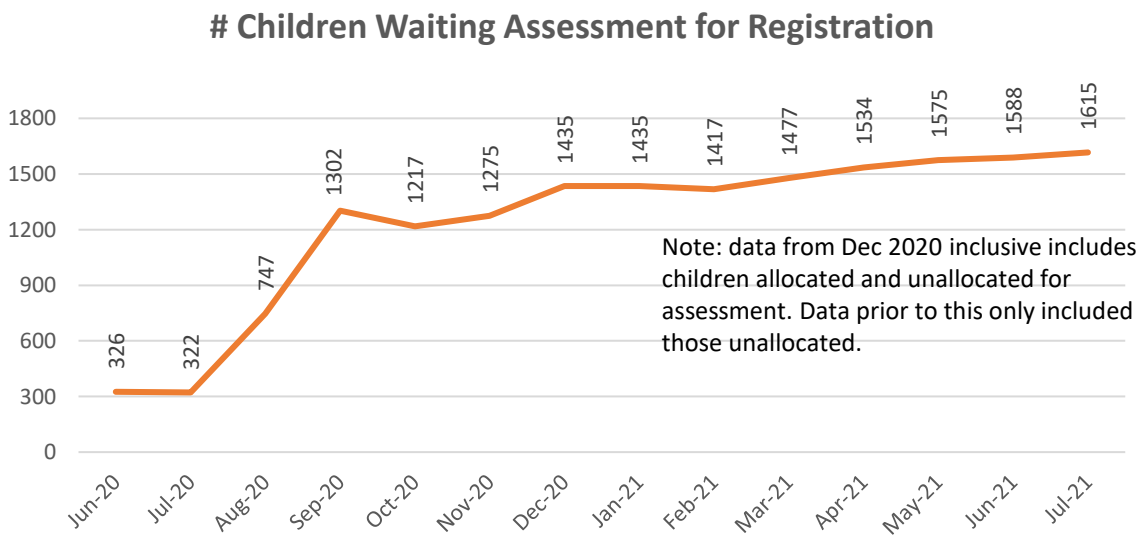


ALTERNATIVE EDUCATION ASSESSMENT AND REGISTRATION SERVICE

- **1,766 children on the register for home education at the end of July 2021**, 20 fewer than June 2021. The number of children on the register is up 10% (156) on July 2020 (1,610).



- **1,615 children on a waiting list for assessment at the end of July 2021**, 27 (2%) more than June 2021 (1,588) and 180 (13%) more than Dec 2020 (1,435). The increase in numbers awaiting assessment in recent months is due to an increase in applications received over the same period.



Tusla Education Support Services

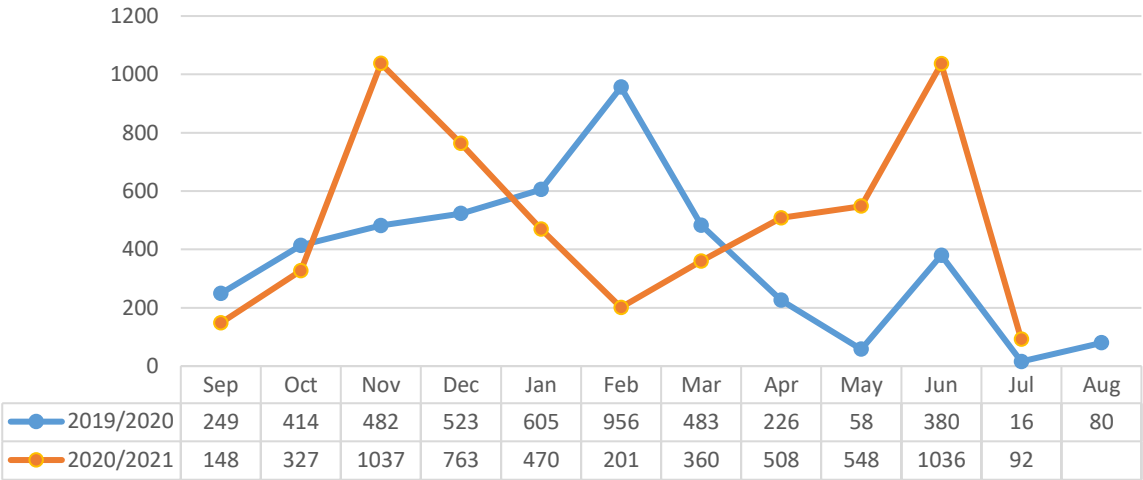
Service activity from March – June 2020 and January –March 2021 impacted by the closure of schools (Covid-19)

- **92 referrals screened** by senior educational welfare services in July 2021, bringing the number of referrals screened for the 11 months (September – July 2021) to 5,490.
- The number of referrals for July 2021 is up 76 on July 2020 (16) and the number of referrals for the 11 months (September –July) (5,490) is up 1,098 (25%) on the same period in 2019/2020 (4,392).

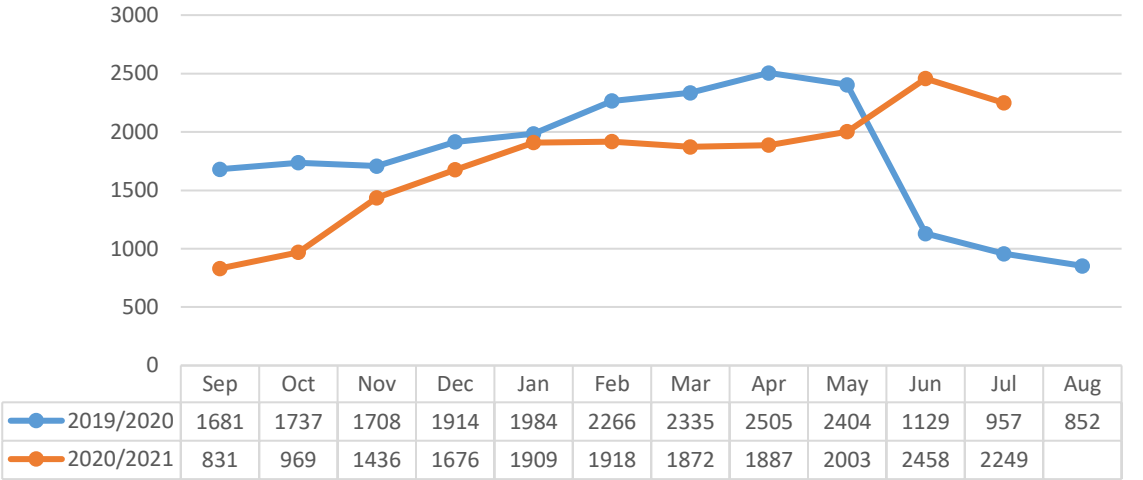
- **2,249 referrals on a waiting list** for educational welfare services at the end of July 2021, 209 (9%) fewer than June 2021 (2,458), first decrease after three consecutive monthly increases. The number of referrals on a waiting list is up 1,292 (135%) from July 2020 (957).

- **128 new individual children worked with** in July 2021, 21 more than Jul 2020.
- Brings to 2,541 the number of new individual children worked with for the 11 months September – July 2021, 216 (9%) more than the same period in 2019/2020 (2,325).

Referrals for Educational Welfare Service



Referrals on a Waiting List at Month End



Number of New Individual Children Worked with in the Month

