



An Ghníomhaireacht um  
Leanaí agus an Teaghlach  
Child and Family Agency

# **MONTHLY SERVICE PERFORMANCE AND ACTIVITY REPORT**

**August 2021**

28 October 2021  
Version 1.0

**Note: Data presented are latest available and can change from data previously published due to ongoing validation**

# Table of Contents

<a href="#"><u>Headline Data – August 2021</u></a> .....	3
<a href="#"><u>Child Protection &amp; Welfare</u></a> .....	4
<a href="#"><u>Retrospective Cases of Abuse</u></a> .....	8
<a href="#"><u>Mandated Reports – Child Protection &amp; Welfare</u></a> .....	12
<a href="#"><u>Mandated Reports – Retrospective Abuse</u></a> .....	14
<a href="#"><u>Children in Care</u></a> .....	16
<a href="#"><u>Child Protection Notification System</u></a> .....	19
<a href="#"><u>Children’s Services Regulation</u></a> .....	20
<a href="#"><u>Tusla Education Support Services</u></a> .....	21

# Headline Data – August 2021

## Child Protection & Welfare

**Data for May and June 2021 is not available due to the impact of the cyber attack. The data on open cases is based on the time actions are recorded on NCCIS, hence data during the period when the system was not available is not meaningful.**

- 78% (16,890) of cases open to social work (21,655) had an allocated social worker at the end of August 2021.
- 4,765 cases awaiting allocation of a social worker at the end of August 2021, 918 (16%) fewer than July 2021 (5,683).
- Cases awaiting allocation are up 12% (526) from December 2020 (4,239).
- Six areas account for 63% (3,008) of cases awaiting allocation: Dublin South Central (788) Louth/Meath (528), Waterford/Wexford (499), Dublin South West/Kildare/West Wicklow (450), Midwest (379) and Cork (364).
- 10% (497) of cases awaiting allocation at the end of August 2021 were categorised as high priority, 16 (3%) fewer than July 2021 (513). High priority cases are up 121 (32%) from December 2020 (376).

*Cases awaiting allocation include cases held on duty, unallocated child protection and welfare cases including children in care*

## Cases of Retrospective Abuse

- 58% (873) of cases of retrospective abuse open to social work (1,516) had an allocated social worker at the end of August 2021.
- 643 cases were awaiting allocation to a social worker, 46 (8%) more than July 2021 (597). Cases awaiting allocation are up one on December 2020 (642).
- Five areas account for 60% (387) of cases awaiting allocation: Waterford/Wexford (120), Cork (85), Galway/Roscommon (67), Dublin South West/ Kildare / West Wicklow (64) and Donegal (51). Two areas (Cavan/Monaghan and Mayo) have no cases awaiting allocation.

## Children in Care

- 5,825 children in care at the end of August 2021; 17 fewer than July 2021 (5,842) and 106 fewer than the same time last year (5,931).
- 755 (13%) children in care at the end of August 2021 were in placements with private providers; 10 fewer than July 2021 (765) and 22 (3%) more than at the end of August 2020 (733).
- 88% (5,124) of children in care at the end of August 2021 had an allocated social worker; down three percentage points from July 2021 (91%)
- A total of 701 children were awaiting an allocated social worker; 147 (27%) more than July 2021 (554) and 302 (76%) more than Dec 2020 (399).

## Child Protection Notification System

- 909 children listed as “active” at the end of August 2021; three more than July 2021 (906). There were 97 (10%) fewer children “active” at the end of August 2021 than August 2020 (1,006).
- All children listed as “active” at the end of August 2021 had an allocated social worker.

## Children’s Services Regulation

- 4,147 early years services on the register at the end of August 2021, 15 more than July 2021 (4,132), first increase after eight consecutive monthly decreases. There were 87 (2%) fewer services on the register at the end of August 2021 than August 2020 (4,234).
- 158 inspections of early years services done in August 2021. Brings to 1,555 the number of inspections for 2021. *Number of inspections impacted, due to the closure of services under the Covid-19 restrictions.*
- 1,781 children on the register for home education at the end of August 2021, 15 more than July 2021 (1,766). The number of children on the register is up 10% (156) on August 2020 (1,625).
- 1,712 children on a waiting list for assessment at the end of August 2021, 97 (6%) more than July 2021 (1,615) and 277 (19%) more than Dec 2020 (1,435). The increase in numbers awaiting assessment in recent months is due to an increase in applications received over the same period.

## Tusla Education Support Services

*Service activity impacted by the closure of schools (Covid-19)*

- 100 referrals screened by senior educational welfare services in August 2021, bringing the number of referrals screened for the 12 months (September – August 2021) to 5,590. The number of referrals for the 12 months (September –August) (5,590) is up 1,118 (25%) on the same period in 2019/2020 (4,472).
- 2,169 referrals on a waiting list for educational welfare services at the end of August 2021, 80 (4%) fewer than July 2021 (2,249), second consecutive decrease. The number of referrals on a waiting list is up 1,317 (155%) from August 2020 (852).

# Child Protection and Welfare

Data for May and June 2021 is not available due to the impact of the cyber attack. The data on open cases is based on the time actions are recorded on NCCIS, hence data during the period when the system was not available is not meaningful (pages 4 -7).

## Referrals<sup>1</sup>

- **5,657 referrals** in August 2021, 692 (11%) fewer than July 2021 (6,349) and 427 (8%) more than August 2020 (5,230).

*It should be noted that the data presented is based on referrals logged on NCCIS at the time is extracted for reporting. Referrals logged after the date the data is extracted are not included, nor are figures updated retrospectively. Hence it is likely that the actual number of referrals for each of the months shown may be slightly higher.*

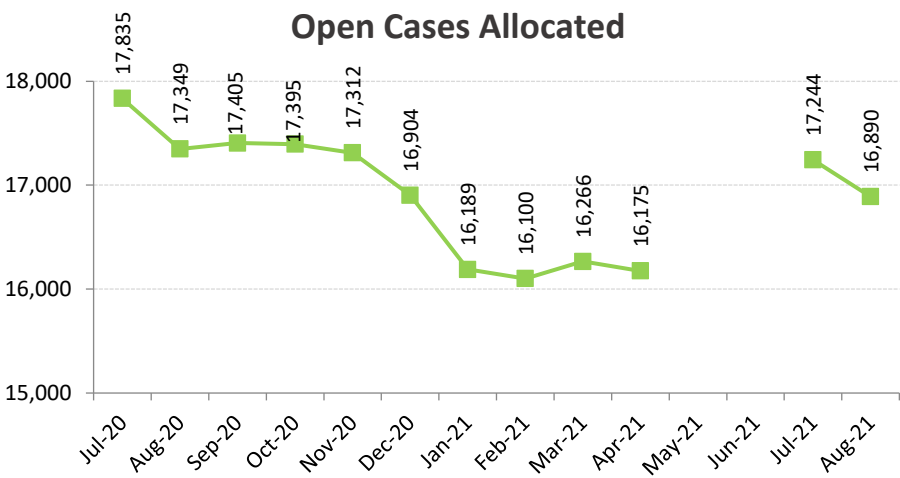
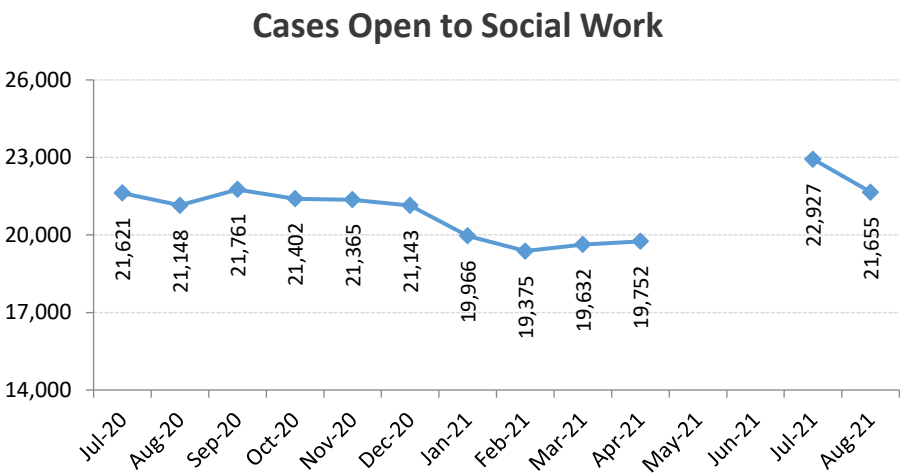
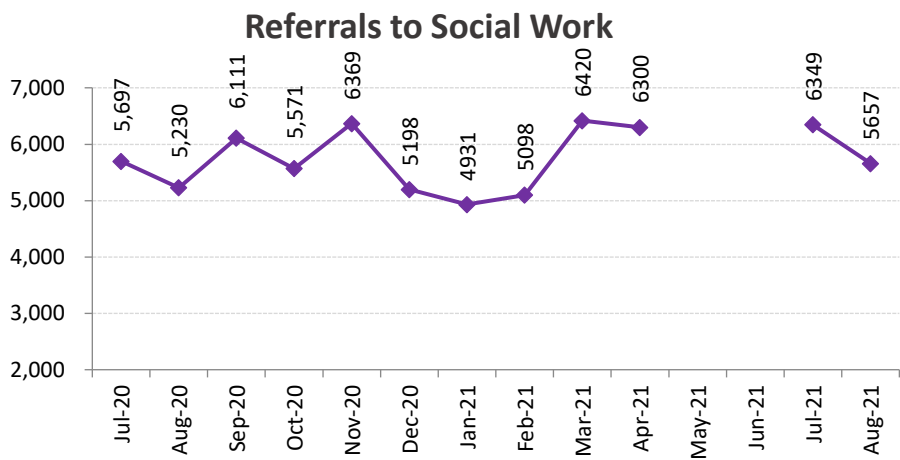
## Open Cases

The data on cases presented below is based on the status of cases on the National Child Care Information System (NCCIS) at month end.

- **21,655 cases open to social work** at the end of August 2021, 1,272 (6%) fewer than July 2021 (22,927). *Note: open cases include, all cases held on duty, allocated and unallocated child protection and welfare cases including children in care*
- Open cases are up 2% (507) on August 2020 (21,148).

## Allocated Cases

- **16,890 open cases allocated** to a social worker at the end of August 2021, 354 (2%) fewer than July 2021 (17,244).
- Allocated cases are down 3% (459) from August 2020 (17,349)
- Allocated cases account for 78% of open cases, up three percentage from 75% at the end of July 2021.



<sup>1</sup> Referrals include referrals meeting the eligibility criteria for child protection and welfare services, multiple reports of the same concern and referrals not meeting the eligibility criteria for child protection and welfare services. Referrals not meeting the eligibility criteria for child protection and welfare include: a request for diversion to another agency; a report in which there are no reasonable grounds for concern or no harm identified to a child indicated; a report that does not warrant a Tusla child protection and welfare led intervention (these could be children who need additional supports to stop problems or difficulties worsening but social work led intervention is not required and diversion to Prevention Partnership and Family Support is considered). This was clarified in guidance issued to staff in October 2019. Prior to October 2019, only referrals meeting the eligibility criteria for child protection and welfare services were counted, with the exception of a small number of areas.

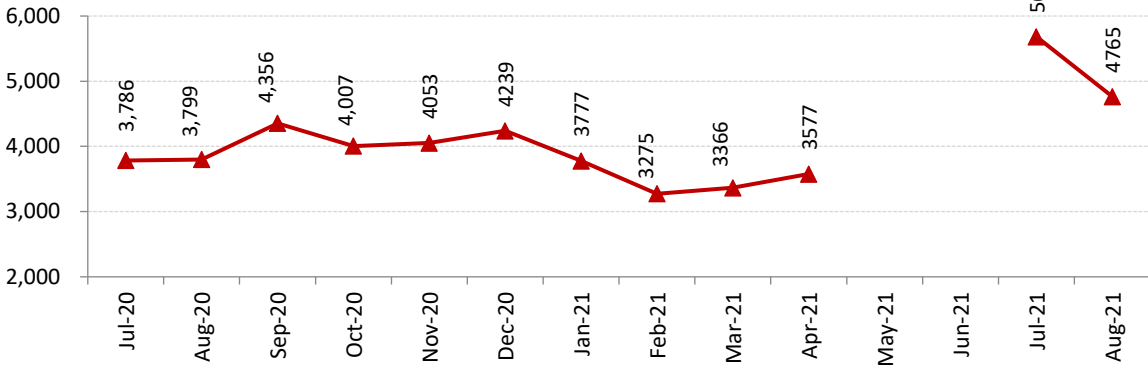
# Child Protection & Welfare

## Cases Awaiting Allocation of a Social Worker

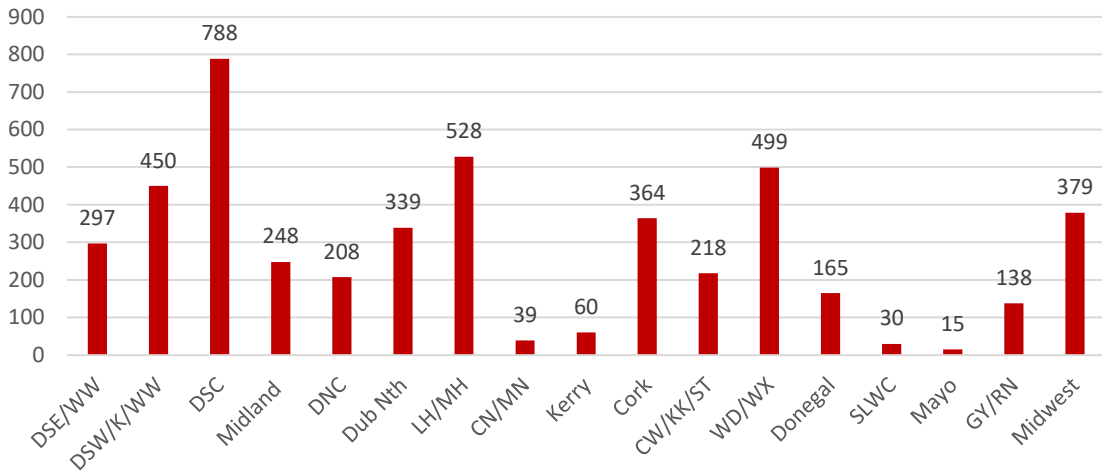
Cases awaiting allocation include cases held on duty, unallocated child protection and welfare cases including children in care

- **4,765 cases awaiting allocation of a social worker** at the end of August 2021, 918 (16%) fewer than July 2021 (5,683).
- Cases awaiting allocation are up 12% (526) from December 2020 (4,239).
- Cases awaiting allocation account for 22% of open cases (21,655), down three percentage points from 25% at the end of July 2021.
- 68% (3,233) of cases awaiting allocation at the end of August 2021 were “active on duty”. *This means that actions were undertaken by dedicated duty teams or rotating social workers on a duty roster to progress the protection and welfare of the cases. Examples of actions undertaken include telephone calls relating to the concern, visits to see children, completing initial assessments and child in care reviews or care plans.*
- Highest number of cases awaiting allocation reported by Dublin South Central (788; 17%) followed by Louth/Meath (528; 11%), Waterford/Wexford (499; 10%), Dublin South West/Kildare/West Wicklow (450; 9%), Midwest (379; 8%) and Cork (364; 8%). These six areas account for 63% (3,008) of cases awaiting allocation.
- 497 cases awaiting allocation at the end of August 2021 were categorised as high priority, 16 (3%) fewer than July 2021 (513). High priority cases are up 121 (32%) from December 2020 (376).
- High priority cases account for 10% of cases awaiting allocation.
- 53% (2,541) of cases awaiting allocation were categorised at medium priority while the remaining 36% (1,727) were low priority.
- Highest number of high priority cases reported by Midwest (83), followed by Donegal (54), Waterford/Wexford (53), Midlands (50) Dublin South Central (46) and Louth/Meath (41). These six areas account for 66% (327) of all high priority cases awaiting.

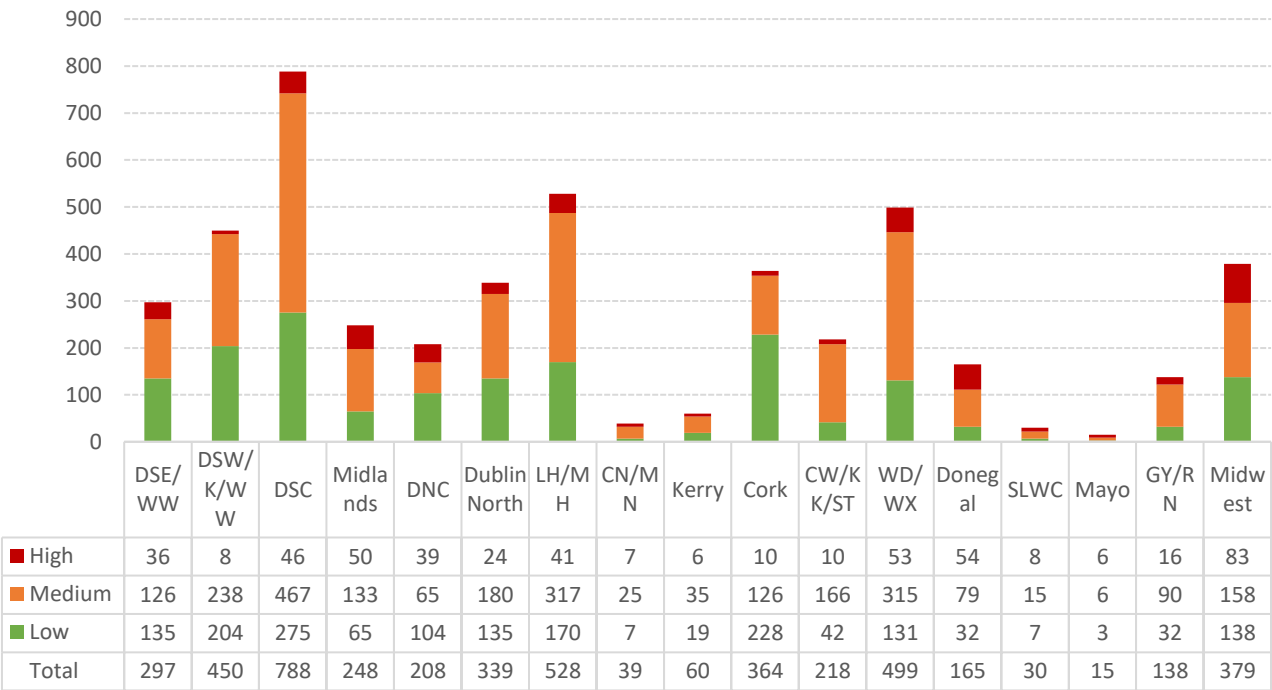
Open Cases Awaiting Allocation



Cases Awaiting Allocation by Area



Cases Awaiting by Priority Level, August 2021



# Child Protection & Welfare

## Cases Awaiting Allocation

- All but three areas (Carlow/Kilkenny/South Tipperary, Galway/Roscommon and Mayo) reported a decrease in unallocated cases from July 2021.
- Largest decreases reported by Dublin North (down 206), Donegal (down 121), Dublin South East/Wicklow (down 107), Cork (down 103) and Midlands (down 99). Largest increase reported by Carlow/Kilkenny/South Tipperary (up 39) followed to a lesser extent by Galway/Roscommon (up 7) and Mayo (up 6).
- All but five areas (Dublin South West/Kildare/West Wicklow, Dublin North, CW/K/ST, Kerry and Dublin North City) had more cases awaiting allocation at the end of August 2021 than at the same time last year.
- Largest increases reported by Dublin South Central (up 420), Waterford/Wexford (up 203), Midwest (up 172), Dublin South East/Wicklow (up 165) and Louth/Meath (up 155).

- Largest decreases reported by Dublin South West/Kildare/West Wicklow (down 383), Dublin North (down 99), CW/K/ST (down 84), Kerry (down 77) and Dublin North City (down 10).
- Nationally 22% of open cases were unallocated at the end of August 2021. Eight areas reported a percentage equal to or higher than the national average of 22%. Highest percentage (47%) reported by Dublin South Central followed by Louth/Meath (33%), DSW/K/WW (30%), Waterford/Wexford (29%) and Dublin South East/Wicklow (29%).

Area	Aug-20 # Unallocated	Aug-20 % Unallocated	Apr-21 # Unallocated	Jul-21 # Unallocated	Aug-21 # Unallocated	Aug-21 % Unallocated	Apr-Aug	Aug-2021 v Aug-2020	% Δ	Aug-2021 v Jul-2021	% Δ2
DSE/WW	132	15%	224	404	297	29%		165	125%	-107	-26%
DSW/K/WW	833	45%	326	508	450	30%		-383	-46%	-58	-11%
DSC	368	28%	548	824	788	47%		420	114%	-36	-4%
Midlands	112	10%	257	347	248	15%		136	121%	-99	-29%
DNC	218	13%	124	258	208	12%		-10	-5%	-50	-19%
Dublin North	438	14%	476	545	339	14%		-99	-23%	-206	-38%
LH/MH	373	27%	291	543	528	33%		155	42%	-15	-3%
CN/MN	0	0%	39	75	39	7%		39	#DIV/0!	-36	-48%
Kerry	137	22%	49	84	60	11%		-77	-56%	-24	-29%
Cork	222	10%	211	467	364	16%		142	64%	-103	-22%
CW/KK/ST	302	28%	142	179	218	27%		-84	-28%	39	22%
WD/WX	296	20%	293	528	499	29%		203	69%	-29	-5%
Donegal	100	13%	145	286	165	24%		65	65%	-121	-42%
SLWC	15	6%	17	73	30	9%		15	100%	-43	-59%
Mayo	0	0%	10	9	15	4%		15	#DIV/0!	6	67%
GY/RN	46	4%	124	131	138	11%		92	200%	7	5%
Midwest	207	14%	301	422	379	27%		172	83%	-43	-10%
TOTAL	3,799	18%	3577	5683	4765	22%		966	25%	-918	-16%

Cases awaiting allocation include cases held on duty, unallocated child protection and welfare cases including children in care



# Child Protection & Welfare

## Summary Tables

Area	Referrals			Open Cases			Allocated Cases			Unallocated	Unallocated	
	Jul 2021	Aug 2021	Δ Apr v Mar	Jul 2021	Aug 2021	Δ	Jul 2021	Aug 2021	Δ 2	Cases Jul 2021	Cases Aug 2021	
DSE/WW	330	224	-106	1,110	1,038	-72	706	741	35	404	297	-107
DSW/K/WW	594	510	-84	1,563	1,514	-49	1,055	1,064	9	508	450	-58
DSC	512	417	-95	1,673	1,668	-5	849	880	31	824	788	-36
Midlands	627	559	-68	1,748	1,632	-116	1,401	1,384	-17	347	248	-99
DNC	389	332	-57	1,809	1,791	-18	1,551	1,583	32	258	208	-50
Dublin North	582	518	-64	2,670	2,497	-173	2,125	2,158	33	545	339	-206
LH/MH	432	362	-70	1,616	1,615	-1	1,073	1,087	14	543	528	-15
CN/MN	241	148	-93	601	578	-23	526	539	13	75	39	-36
Kerry	180	147	-33	604	522	-82	520	462	-58	84	60	-24
Cork	521	474	-47	2,500	2,279	-221	2,033	1,915	-118	467	364	-103
CW/KK/ST	287	292	5	850	803	-47	671	585	-86	179	218	39
WD/WX	446	400	-46	1,930	1,730	-200	1,402	1,231	-171	528	499	-29
Donegal	131	194	63	772	695	-77	486	530	44	286	165	-121
SLWC	95	140	45	382	352	-30	309	322	13	73	30	-43
Mayo	105	137	32	347	336	-11	338	321	-17	9	15	6
GY/RN	374	342	-32	1,230	1,213	-17	1,099	1,075	-24	131	138	7
Midwest	503	461	-42	1,522	1,392	-130	1,100	1,013	-87	422	379	-43
TOTAL	6349	5657	-692	22,927	21,655	-1,272	17,244	16,890	-354	5683	4765	-918

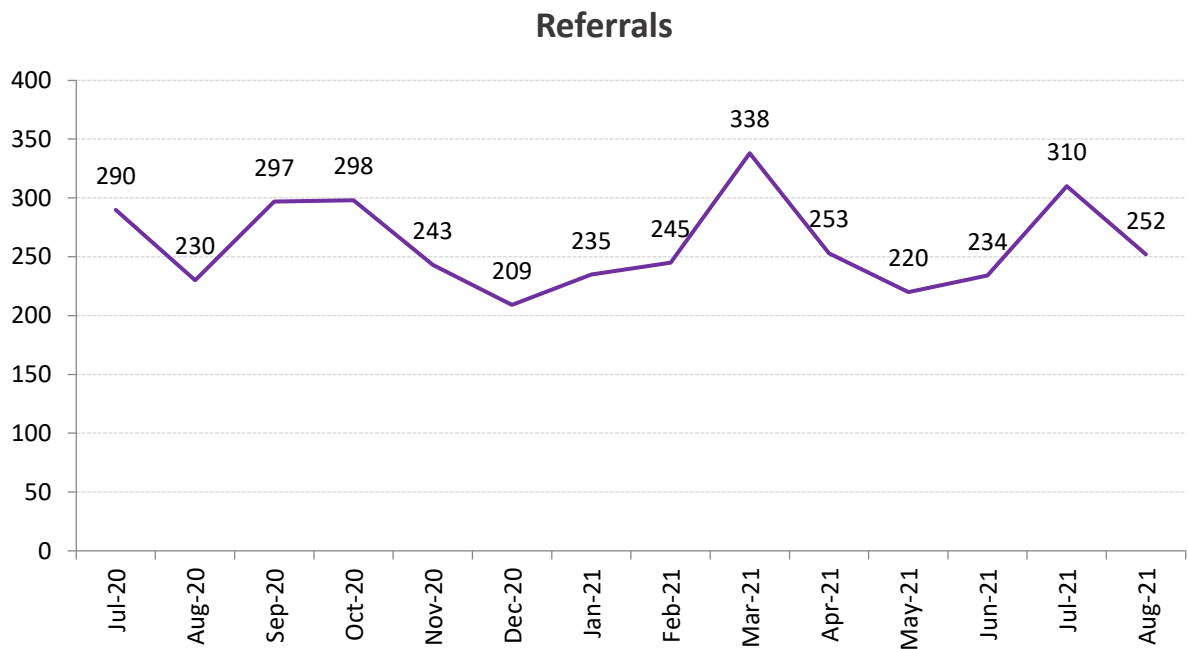
Area	High Priority			Medium Priority			Low Priority		
	Awaiting Jul 2021	Awaiting Aug 2021	Δ	Awaiting Jul 2021	Awaiting Aug 2021	Δ 2	Awaiting Jul 2021	Awaiting Aug 2021	Δ 3
DSE/WW	47	36	-11	189	126	-63	168	135	-33
DSW/K/WW	4	8	4	247	238	-9	257	204	-53
DSC	59	46	-13	473	467	-6	292	275	-17
Midlands	42	50	8	183	133	-50	122	65	-57
DNC	40	39	-1	117	65	-52	101	104	3
Dublin North	28	24	-4	221	180	-41	296	135	-161
LH/MH	60	41	-19	284	317	33	199	170	-29
CN/MN	5	7	2	42	25	-17	28	7	-21
Kerry	9	6	-3	24	35	11	51	19	-32
Cork	14	10	-4	138	126	-12	315	228	-87
CW/KK/ST	3	10	7	135	166	31	41	42	1
WD/WX	51	53	2	279	315	36	198	131	-67
Donegal	48	54	6	117	79	-38	121	32	-89
SLWC	1	8	7	55	15	-40	17	7	-10
Mayo	5	6	1	1	6	5	3	3	0
GY/RN	20	16	-4	67	90	23	44	32	-12
Midwest	77	83	6	154	158	4	191	138	-53
TOTAL	513	497	-16	2726	2541	-185	2444	1727	-717

# Retrospective Cases of Abuse

## Referrals

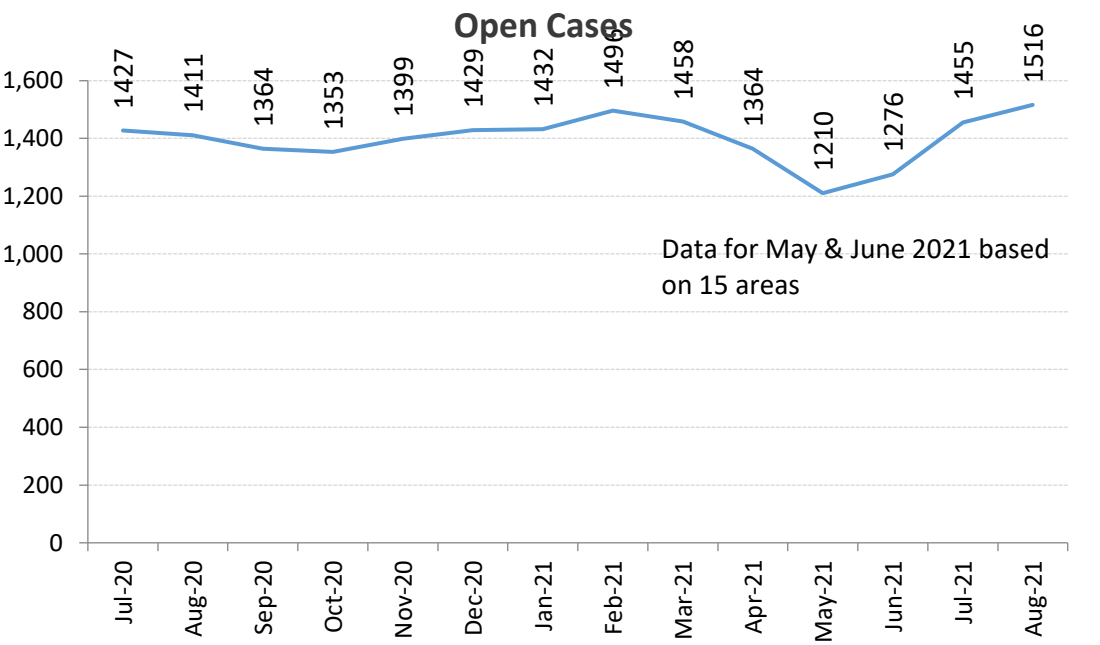
- **252 referrals of retrospective abuse** in August 2021, bringing the total number of referrals for the first eight months of 2021 to 2,087. At least 1,809 referrals received during the same period in 2020. *Referrals from Feb – May 2020 based on data for 16/17 areas.*

Data presented on retrospective cases of abuse (pages 8-10) for May and June 2021 is based on 15 areas. Data for Donegal and Sligo/Leitrim/West Cavan not available due to the impact of the cyber-attack.



## Open Cases

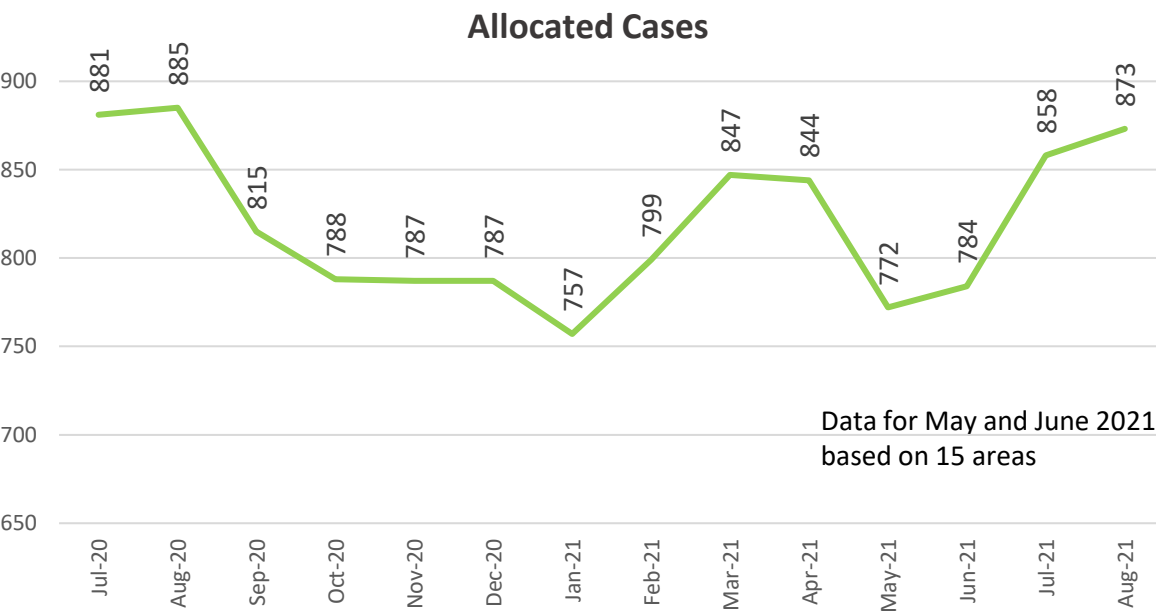
- **1,516 cases open to social work** at the end of August 2021, 61 (4%) more than July 2021 (1,455) and the highest number for the period July 2020 – Aug 2021. Open cases up 105 (7%) on August 2020 (1,411).



**Note: all data on cases of retrospective abuse needs to be interpreted with caution due to concerns about the consistent interpretation of definitions.**

## Allocated Cases

- **873 cases allocated to a social worker** at the end of August 2021, 15 more than July 2021 (858) and the highest number since August 2020 (885).
- Allocated cases account for 58% of open cases, down from 59% at the end of July 2021.



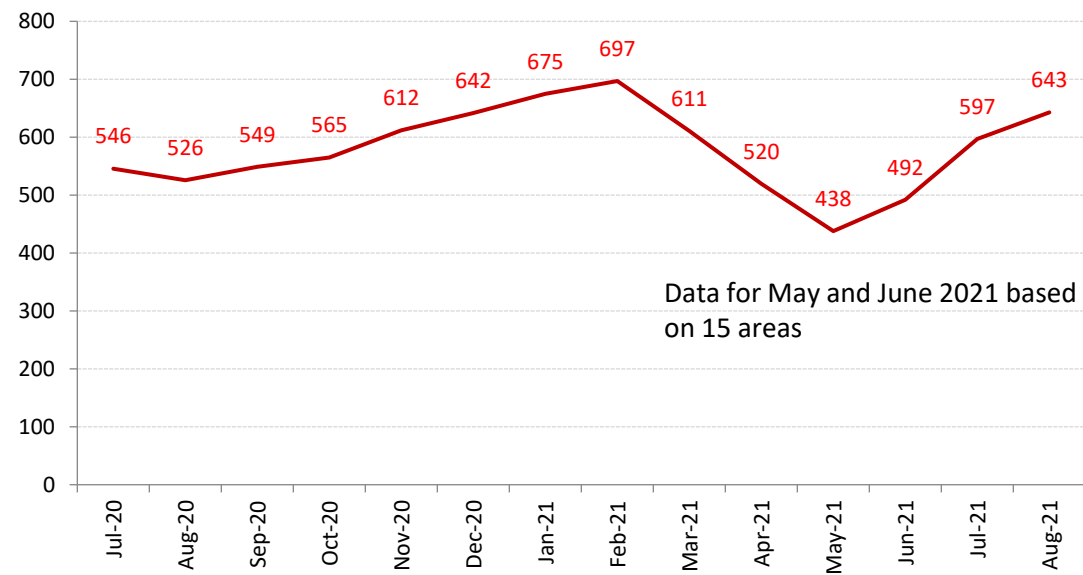


# Retrospective Cases of Abuse

## Cases Awaiting Allocation of a Social Worker

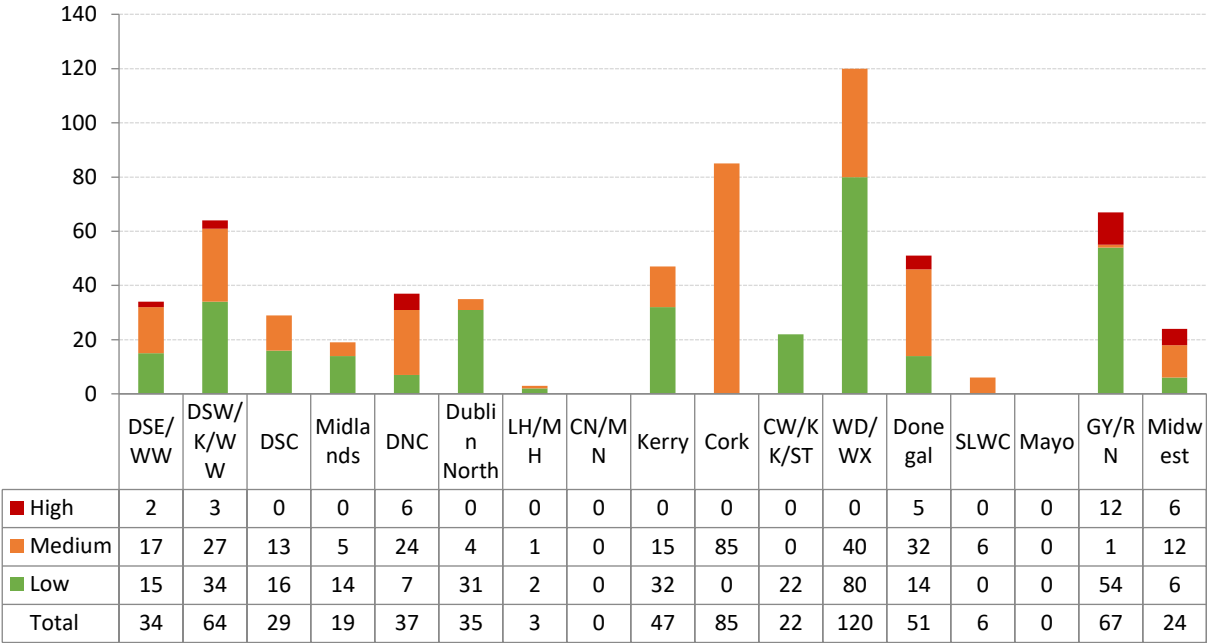
- **643 cases awaiting allocation** at the end of August 2021, 46 (8%) more than July 2021 (597).
- Cases awaiting allocation are up 117 (22%) on August 2020 (526) and up one on Dec 2020 (642).
- Cases awaiting allocation account for 42% of open cases, up from 41% at the end of July 2021.
- Highest number of cases awaiting in Waterford/Wexford (120) followed by Cork (85), Galway/Roscommon (67), Dublin South West/ Kildare / West Wicklow (64) and Donegal (51). These five areas account for 60% (387) of cases awaiting allocation. Two areas (Cavan/Monaghan and Mayo) have no cases awaiting allocation.

Cases Awaiting Allocation

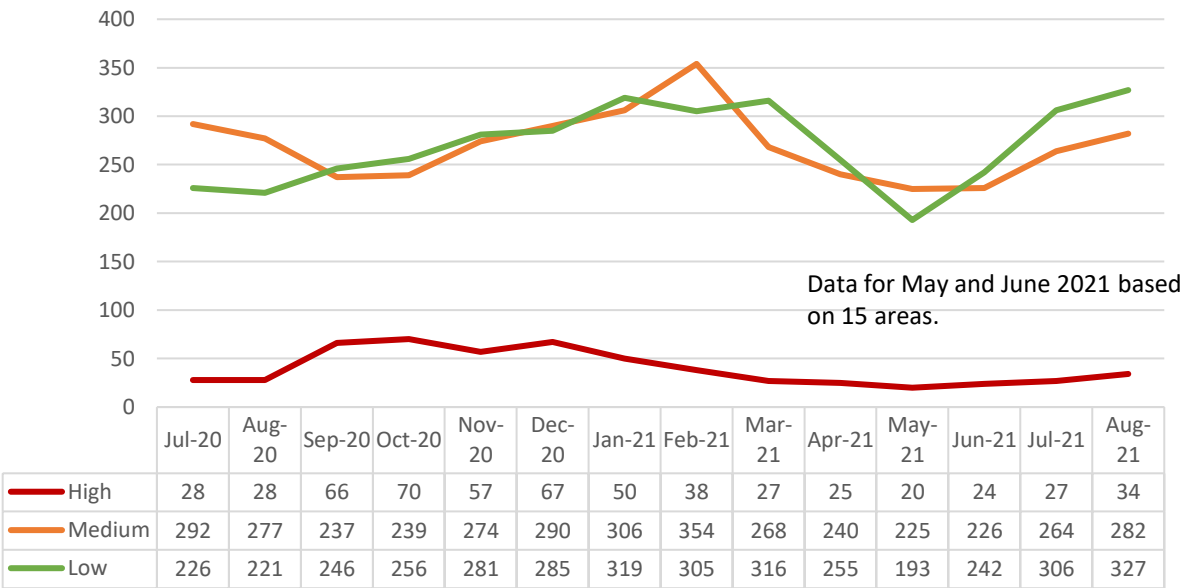


- **34 high priority cases awaiting allocation** at the end of August 2021, seven more than July 2021 (27).
- High priority cases accounted for 5% of cases awaiting allocation at the end of August 2021 (643).
- High priority cases are reported by six areas with the highest number reported by Galway/Roscommon (12) followed by Dublin North City (6), Donegal (5) and Midwest (6).

Retrospective Cases of Abuse Awaiting Allocation by Priority Level, August 2021





















Cases Awaiting Allocation by Priority Status



# Retrospective Cases of Abuse

- **8 areas reported an increase** in cases awaiting allocation from July 2021. Largest increase reported by Waterford/Wexford (up 15) followed by Cork (up 14), Dublin South East/Wicklow (up 13) and Midwest (up 11).
- **5 areas reported an decrease** with the largest increase reported by Galway/Roscommon (down 11) followed by Midlands (down 5), Dublin South Central (down 5), Donegal (down 1) and Louth/Meath (down 1).
- The remaining four areas (Dublin North, Cavan/Monaghan, Kerry and Mayo) reported no change.
- 42% (643) of open cases are awaiting allocation nationally, with 10 areas reporting a percentage equal to or higher than the national average. Highest percentages reported by Dublin South East/Wicklow (85%), Galway/Roscommon (71%), Donegal (70%) and Dublin South Central (59%).
- 11 areas had more cases awaiting allocation at the end of August 2021 than August 2020, while four areas had fewer cases. Two areas (Cavan/Monaghan and Mayo) had no cases awaiting allocation at the end of either month.

Area	Aug-20		Jun-21		Jul-21		Aug-21		Jun - Aug	Aug - 2021 v Aug- 2020		%Δ	Aug-2021 v Jul- 2021		%Δ2
	# Unallocated	% Unallocated	# Unallocated		# Unallocated		# Unallocated	% Unallocated							
DSE/WW	0	0%	9		21		34	85%		34			13		62%
DSW/K/WW	48	48%	68		57		64	49%		16		33%	7		12%
DSC	47	53%	31		34		29	59%		-18		-38%	-5		-15%
Midlands	3	7%	26		24		19	58%		16		533%	-5		-21%
DNC	40	45%	34		34		37	26%		-3		-8%	3		9%
Dublin North	19	15%	34		35		35	21%		16		84%	0		0%
LH/MH	11	19%	2		4		3	11%		-8		-73%	-1		-25%
CN/MN	0	0%	0		0		0	0%		0			0		
Kerry	42	68%	42		47		47	52%		5		12%	0		0%
Cork	63	31%	90		71		85	53%		22		35%	14		20%
CW/KK/ST	66	94%	19		17		22	42%		-44		-67%	5		29%
WD/WX	89	60%	74		105		120	58%		31		35%	15		14%
Donegal	46	69%	NA		52		51	70%		5		11%	-1		-2%
SLWC	0	0%	NA		5		6	20%		6			1		20%
Mayo	0	0%	0		0		0	0%		0			0		
GY/RN	52	65%	56		78		67	71%		15		29%	-11		-14%
Midwest	0	0%	7		13		24	20%		24			11		85%
<b>TOTAL</b>	<b>526</b>	<b>37%</b>	<b>492</b>		<b>597</b>		<b>643</b>	<b>42%</b>		<b>117</b>		<b>22%</b>	<b>46</b>		<b>8%</b>

# Retrospective Cases of Abuse

## Summary Tables

Referrals				Open Cases			Allocated Cases			Unallocated	Unallocated	
Area	Jul 2021	Referrals Aug 2021	Δ Apr v Mar	Jul 2021	Open Cases Aug 2021	Δ	Jul 2021	Allocated Cases Aug 2021	Δ 2	Cases Jul 2021	Cases Aug2021	Δ 3
DSE/WW	16	3	-13	24	40	16	3	6	3	21	34	13
DSW/K/WW	10	3	-7	116	131	15	59	67	8	57	64	7
DSC	12	4	-8	62	49	-13	28	20	-8	34	29	-5
Midlands	9	5	-4	33	33	0	9	14	5	24	19	-5
DNC	20	14	-6	137	141	4	103	104	1	34	37	3
Dublin North	18	5	-13	168	165	-3	133	130	-3	35	35	0
LH/MH	30	18	-12	37	28	-9	33	25	-8	4	3	-1
CN/MN	9	12	3	53	60	7	53	60	7	0	0	0
Kerry	5	10	5	91	91	0	44	44	0	47	47	0
Cork	31	57	26	134	161	27	63	76	13	71	85	14
CW/KK/ST	5	20	15	43	52	9	26	30	4	17	22	5
WD/WX	81	42	-39	182	207	25	77	87	10	105	120	15
Donegal	3	3	0	76	73	-3	24	22	-2	52	51	-1
SLWC	1	1	0	32	30	-2	27	24	-3	5	6	1
Mayo	11	6	-5	35	38	3	35	38	3	0	0	0
GY/RN	30	30	0	107	95	-12	29	28	-1	78	67	-11
Midwest	19	19	0	125	122	-3	112	98	-14	13	24	11
TOTAL	310	252	-58	1455	1516	61	858	873	15	597	643	46

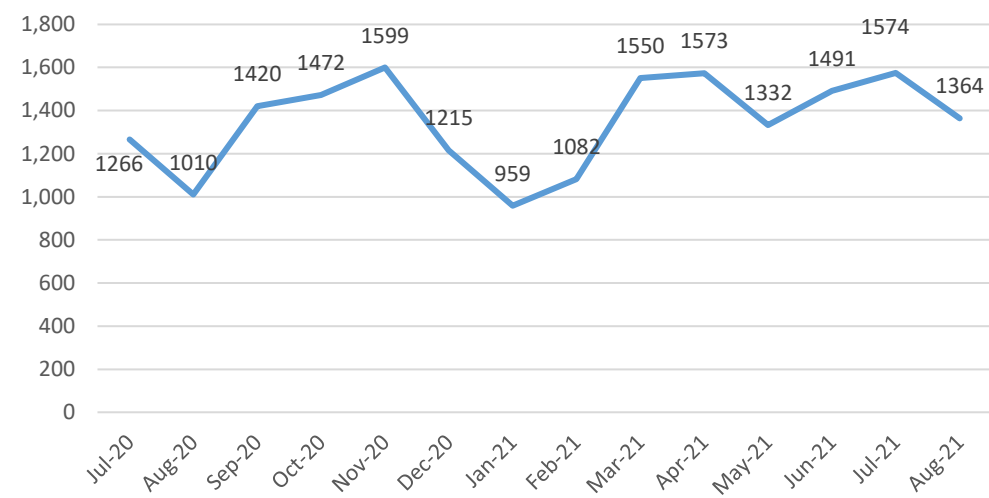
High Priority				Medium Priority			Low Priority			
Area	High Priority Awaiting Jul 2021	High Priority Awaiting Aug 2021	Δ	Medium Priority Awaiting Jul 2021	Medium Priority Awaiting Aug 2021	Δ 2	Low Priority Awaiting Jul 2021	Low Priority Awaiting Aug 2021	Δ 3	
DSE/WW	0	2	2	8	17	9	13	15	2	
DSW/K/WW	0	3	3	30	27	-3	27	34	7	
DSC	0	0	0	14	13	-1	20	16	-4	
Midlands	0	0	0	10	5	-5	14	14	0	
DNC	5	6	1	22	24	2	7	7	0	
Dublin North	0	0	0	4	4	0	31	31	0	
LH/MH	0	0	0	1	1	0	3	2	-1	
CN/MN	0	0	0	0	0	0	0	0	0	
Kerry	0	0	0	15	15	0	32	32	0	
Cork	0	0	0	71	85	14	0	0	0	
CW/KK/ST	0	0	0	0	0	0	17	22	5	
WD/WX	0	0	0	40	40	0	65	80	15	
Donegal	5	5	0	34	32	-2	13	14	1	
SLWC	0	0	0	5	6	1	0	0	0	
Mayo	0	0	0	0	0	0	0	0	0	
GY/RN	14	12	-2	1	1	0	63	54	-9	
Midwest	3	6	3	9	12	3	1	6	5	
TOTAL	27	34	7	264	282	18	306	327	21	

# Mandated Reports<sup>1</sup> – Child Protection & Welfare

- **1,364 mandated reports of abuse** received in August 2021. Brings to 10,925 the number of reports for the first eight months of 2021 (provisional figure).
- Mandated reports accounted for 24% (1,364) of all referrals received (5,657) in August 2021.

Comparison of data from July 2020 with previous months needs to be interpreted with caution. This is due to a change made on the National Child Care Information System (NCCIS) in July 2020 to enable areas record the primary report type of mandated reports on the referral screen. This means that areas no longer have to create an intake record on NCCIS to record the primary report type. Prior to this change, if an intake record had not been created on the system at the time the data were extracted, the mandated report would not have been included in the count.

Mandated reports by Month

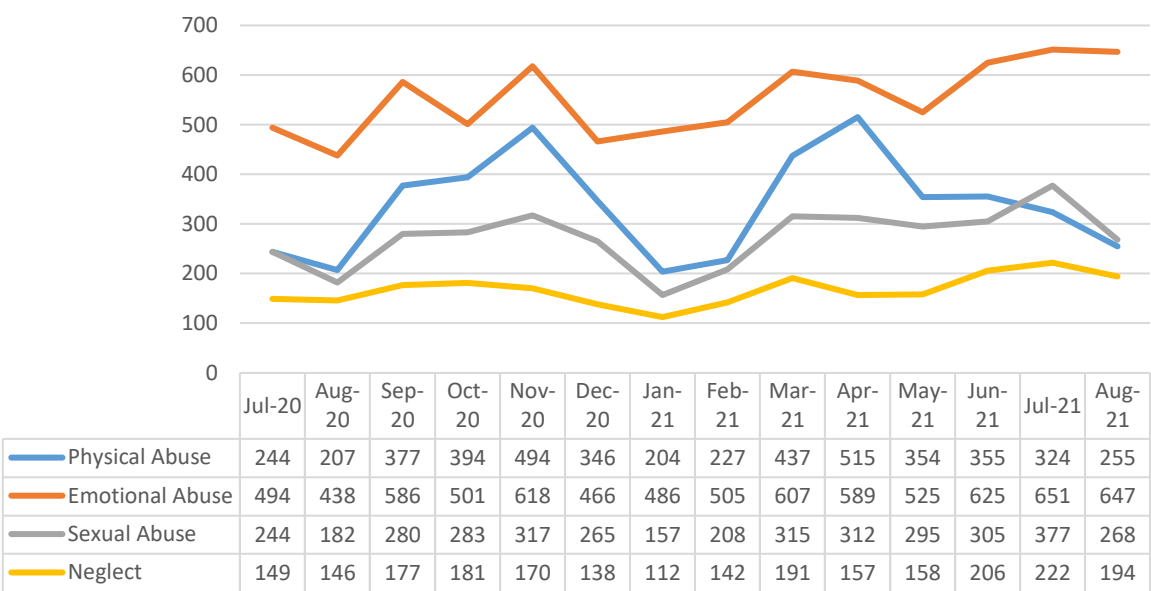


- The number of mandated reports for August 2021, by area ranged from 28 (Cavan/Monaghan) to 209 (Dublin North).
- As a percentage of referrals, the highest percentage (46%) was reported by Sligo/Leitrim/West Cavan and Mayo.
- The lowest percentage was reported by Dublin South West/Kildare/West Wicklow (6%) followed by Carlow/Kilkenny/South Tipperary (13%) and Midwest (14%).

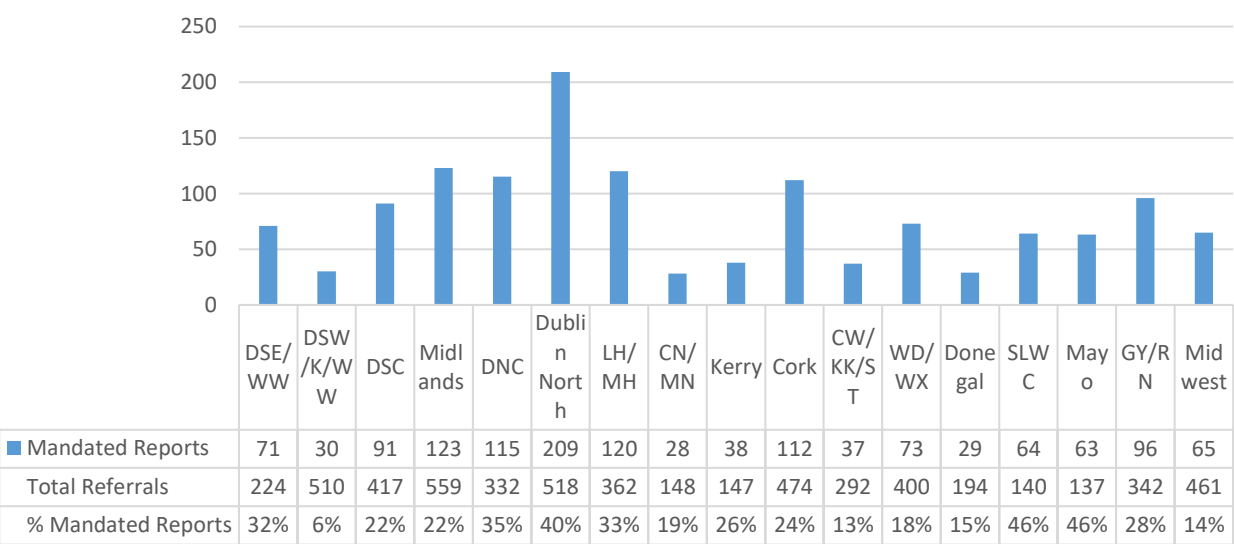
<sup>1</sup> Mandated reports are included in the data on referrals (slide 4)

- Highest number of reports for August 2021 for emotional abuse (647; 47%) followed by sexual abuse (268; 20%), physical abuse (255; 19%) and neglect (194; 14%). Category of abuse not available for, 113 reports for October 2020, 37 reports for August 2020 and 135 reports for July 2020.

Mandated Reports by Report Type



# Mandated Reports by Area, August 2021



# Mandated Reports – Child Protection & Welfare

## Source of Reports

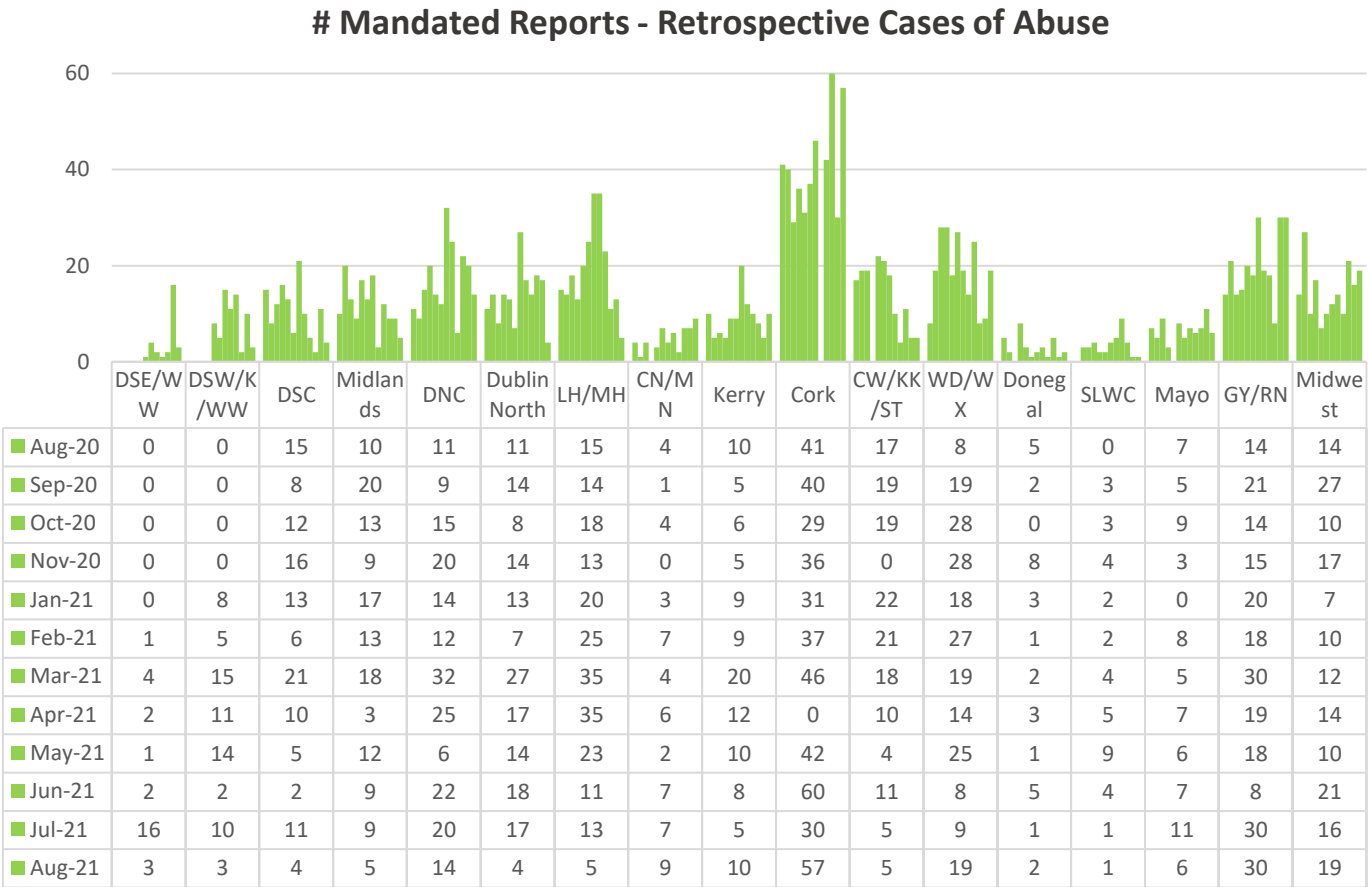
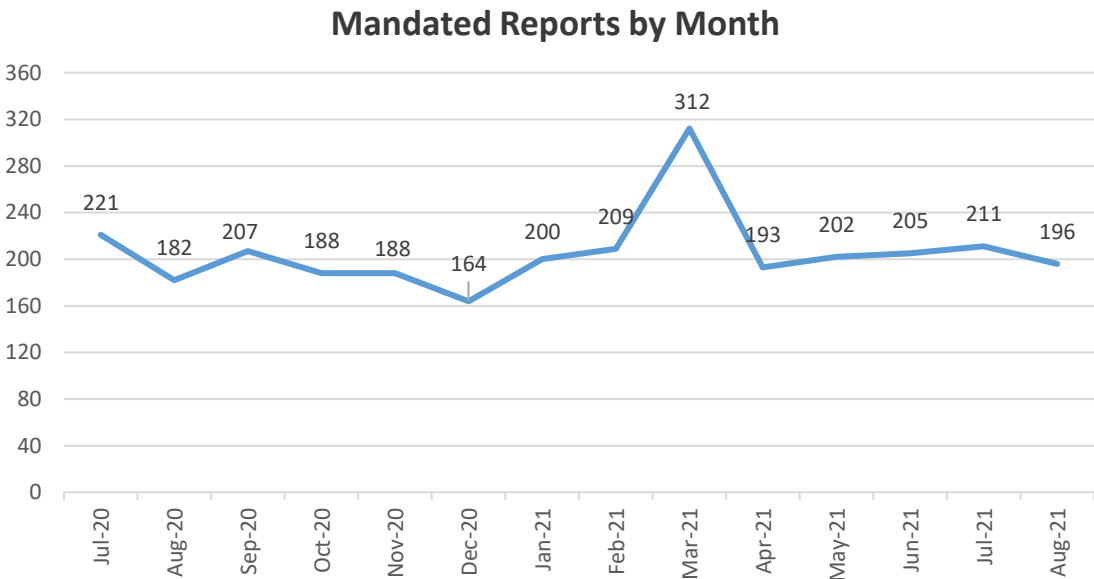
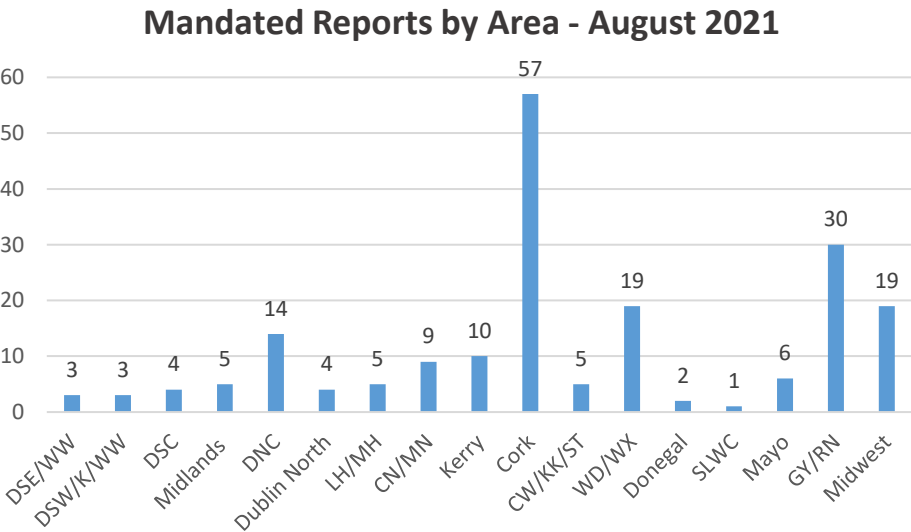
- Highest number of reports for August 2021 from An Garda Síochána (683; 50%) followed by social workers (209; 15%), social care workers (82; 6%), safeguarding officers (79; 6%), medical practitioners (69; 5%) and managers of domestic violence shelters (50; 4%).
- These six sources account for 86% (1,172) of reports for August 2021.
- The highest number of reports year to date has been from An Garda Síochána (4,903; 45%) followed by social workers (1,499; 14%), teachers (1,210; 11%), social care workers (578; 5%), medical practitioners (487; 5%), safeguarding officers (463; 4%) and managers of domestic violence shelters (330; 3%).
- These seven sources account for 87% (9,470) of all reports.

\*Values <5 suppressed

Source	# August 2021	% August 2021	Total 2021 YTD	% Total 2021 YTD
Medical practitioner (Registered)	69	5.1%	487	4.5%
Nurse or registered midwife (Registered)	37	2.7%	230	2.1%
Physiotherapist (Registered)	*	*	69	0.6%
Speech & language therapist (Registered)	*	*	21	0.2%
Occupational therapist (Registered)	5	0.4%	27	0.2%
Registered dentist	0	0.0%	5	0.0%
Psychologist who practises as such and who is eligible for registration	32	2.3%	314	2.9%
Social care worker who practises as such and who is eligible for registration	82	6.0%	578	5.3%
Social worker who practises as such and who is eligible for registration	209	15.3%	1499	13.7%
EMT, paramedic and advanced paramedic registered with the Pre-Hospital Emergency Care Council	5	0.4%	15	0.1%
Probation officer within the meaning of section 1 of the Criminal Justice (Community Service) Act 1983.	0	0.0%	41	0.4%
Teacher registered with the Teaching Council.	15	1.1%	1210	11.1%
An Garda Síochána Member	683	50.1%	4903	44.9%
Guardian ad litem appointed in accordance with section 26 of the Child Care Act 1991	5	0.4%	21	0.2%
Domestic violence shelter manager	50	3.7%	330	3.0%
Homeless provision or emergency accommodation facility manager	10	0.7%	83	0.8%
Asylum seeker accommodation (direct provision) centre manager	7	0.5%	32	0.3%
Addiction counsellor employed by a body funded, wholly or partly, out of moneys provided by the Oireachtas	*	*	13	0.1%
Psychotherapist or a person providing counselling who is registered with one of the voluntary professional bodies	40	2.9%	252	2.3%
Language school or other recreational school where children reside away from home manager	0	0.0%	*	*
Clergy member (howsoever described) or pastoral care worker (howsoever described) of a church or other religious community;	0	0.0%	6	0.1%
Institution where a child is detained by an order of a court (Director)	0	0.0%	*	*
Safeguarding officer, child protection officer or other person (howsoever described) who is employed for the purpose of performing the child welfare and protection function of religious, sporting, recreational, cultural, educational and other bodies and organisations offering services to children;	79	5.8%	463	4.2%
Child care staff member employed in a pre-school service within the meaning of Part VIIA of the Child Care Act 1991;	*	*	36	0.3%
Youth work service - person responsible for the care or management within the meaning of section 2 of the Youth Work Act 2001	12	0.9%	82	0.8%
Youth worker holds a professional qualification and who is employed in a youth work service	13	1.0%	150	1.4%
Foster carer registered with the Agency.	*	*	33	0.3%
Pre-school service within the meaning of Part VIIA of the Child Care Act 1991.	0	0.0%	19	0.2%
<b>Total (includes suppressed values)</b>	<b>1364</b>	<b>100.0%</b>	<b>10925</b>	<b>100.0%</b>

# Mandated Reports<sup>1</sup> – Retrospective Abuse

- **196 mandated reports of retrospective abuse** in August 2021. Brings to 1,728 the number of reports for the first eight months of 2021.
  - Mandated reports accounted for 78% (196) of all reports of retrospective abuse received in August 2021 (252).
  - The majority (88%; 173) of mandated reports for August 2021 were for sexual abuse.
- 
- Highest number of mandated reports (57) reported by Cork followed by Galway/Roscommon (30), Waterford/Wexford (19) and Midwest (19).



<sup>1</sup> Mandated reports are included in the data on referrals (slide 8)



# Mandated Reports – Retrospective Abuse

## Source of Reports

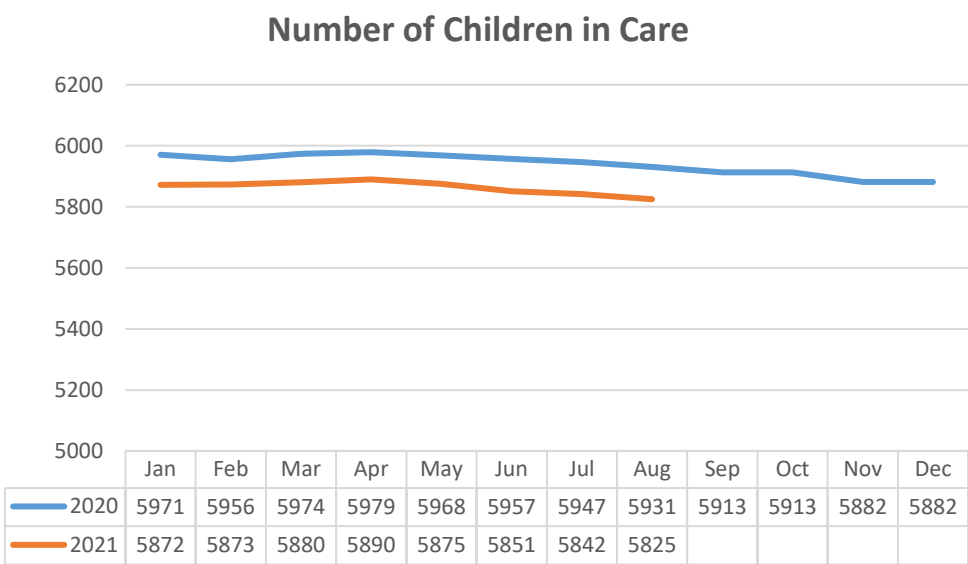
- Highest number of reports for August 2021 from psychotherapists (51; 26%) followed by An Garda Síochána (36; 18%), social workers (32; 16%), psychologists (25; 13%) and medical practitioners (14; 7%). These five sources account for 81%; (158) of all reports received.
- The highest number of reports year to date has been from An Garda Síochána (463; 27%) followed by psychotherapists (358; 21%), social workers (258; 15%), psychologists (158; 9%), medical practitioners (124; 7%) and safeguarding officers (101; 6%). These six sources account for 85% (1,462) of all reports received.

\*Values <5 suppressed

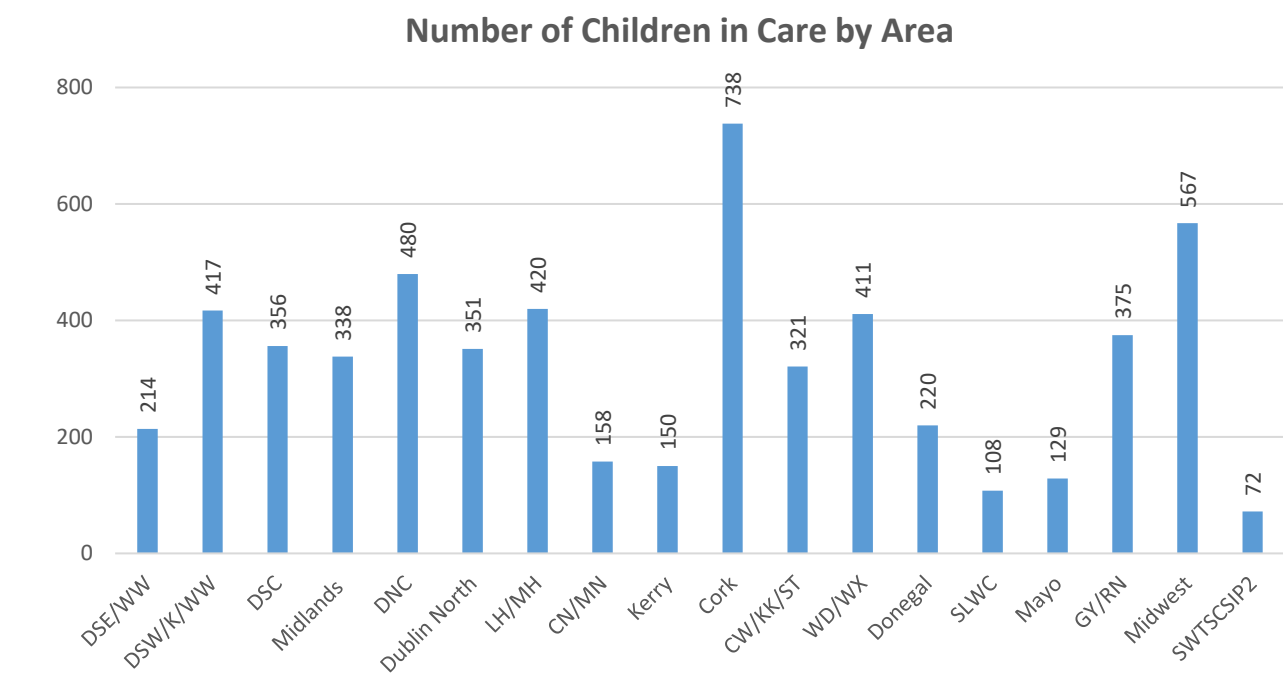
Source	# August 2021	% August 2021	Total 2021 YTD	% Total 2021 YTD
Medical practitioner (Registered)	14	7.1%	124	7.2%
Nurse or registered midwife (Registered)	*	*	92	5.3%
Physiotherapist (Registered)	*	*	13	0.8%
Speech & language therapist (Registered)	0	0.0%	*	*
Occupational therapist (Registered)	0	0.0%	7	0.4%
Registered dentist	0	0.0%	*	*
Psychologist who practises as such and who is eligible for registration	25	12.8%	158	9.1%
Social care worker who practises as such and who is eligible for registration	7	3.6%	27	1.6%
Social worker who practises as such and who is eligible for registration	32	16.3%	258	14.9%
EMT, paramedic and advanced paramedic registered with the Pre-Hospital Emergency Care Council	0	0.0%	*	*
Probation officer within the meaning of section 1 of the Criminal Justice (Community Service) Act 1983.	6	3.1%	20	1.2%
Teacher registered with the Teaching Council.	0	0.0%	12	0.7%
An Garda Síochána Member	36	18.4%	463	26.8%
Guardian ad litem appointed in accordance with section 26 of the Child Care Act 1991	0	0.0%	11	0.6%
Domestic violence shelter manager	0	0.0%	*	*
Homeless provision or emergency accommodation facility manager	*	*	11	0.6%
Asylum seeker accommodation (direct provision) centre manager	0	0.0%	*	*
Addiction counsellor employed by a body funded, wholly or partly, out of moneys provided by the Oireachtas	*	*	22	1.3%
Psychotherapist or a person providing counselling who is registered with one of the voluntary professional bodies	51	26.0%	358	20.7%
Language school or other recreational school where children reside away from home manager	0	0.0%	5	0.3%
Clergy member (howsoever described) or pastoral care worker (howsoever described) of a church or other religious community;	6	3.1%	31	1.8%
Institution where a child is detained by an order of a court (Director)	0	0.0%	*	*
Safeguarding officer, child protection officer or other person (howsoever described) who is employed for the purpose of performing the child welfare and protection function of religious, sporting, recreational, cultural, educational and other bodies and organisations offering services to children;	8	4.1%	101	5.8%
Child care staff member employed in a pre-school service within the meaning of Part VIIA of the Child Care Act 1991;	0	0.0%	*	*
Youth work service - person responsible for the care or management within the meaning of section 2 of the Youth Work Act 2001	*	*	*	*
Youth worker holds a professional qualification and who is employed in a youth work service	0	0.0%	*	*
Foster carer registered with the Agency.	0	0.0%	0	0.0%
Pre-school service within the meaning of Part VIIA of the Child Care Act 1991.	0	0.0%	*	*
Total (includes suppressed values)	196	100.0%	1728	100.0%

# Children in Care

- **5,825 children in care at the end of August 2021**; 17 fewer than July 2021 (5,842)
- 106 fewer children in care than the same time last year (5,931).
- 65% (3,764) of children in care are in general foster care, 25% (1,482) are in relative foster care, 8% (446) are in residential care and 2% (133) are in “other” care placements.
- 16 (4%) of the 446 children in residential placements are in special care



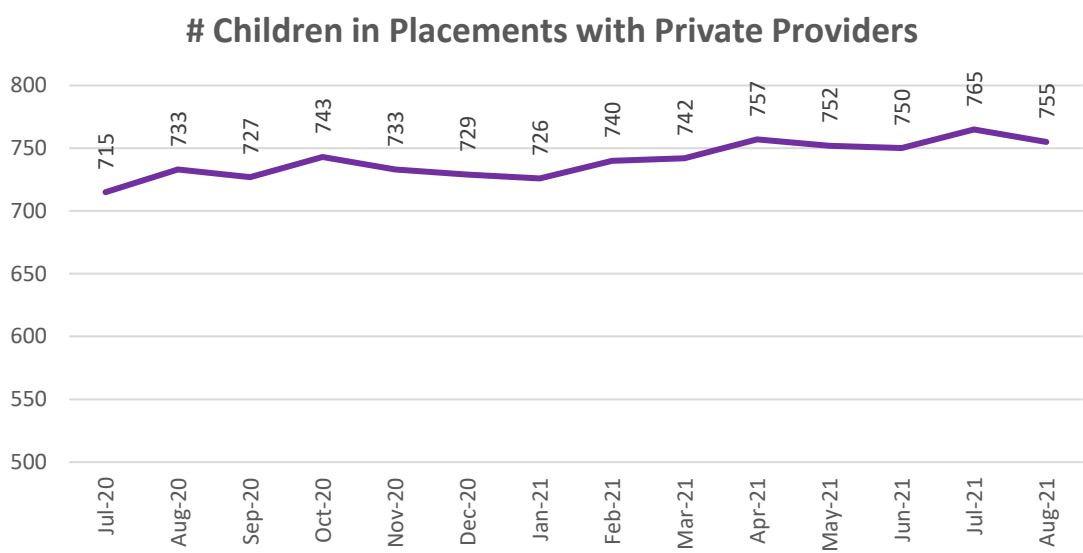
- Highest number of children in care reported by Cork (738) followed by Midwest (567) and Dublin North City (480).
- Fewest number reported by the Social Work Team for Separated Children Seeking International Protection (72) followed by Sligo/Leitrim West Cavan (108) and Mayo (129).
- Highest rate of children in care per 1,000 children was reported by Dublin North City (10.7/1,000) followed by Waterford/Wexford (6.0/1,000) and Midwest (5.9/1,000). Lowest rate reported by Dublin South East/Wicklow (2.5/1,000) followed by Dublin North (3.5/1,000) and Dublin South West/Kildare/West Wicklow (3.9/1,000).
- Seven areas reported a percentage equal to or higher than the national average of 4.8/1,000 children.



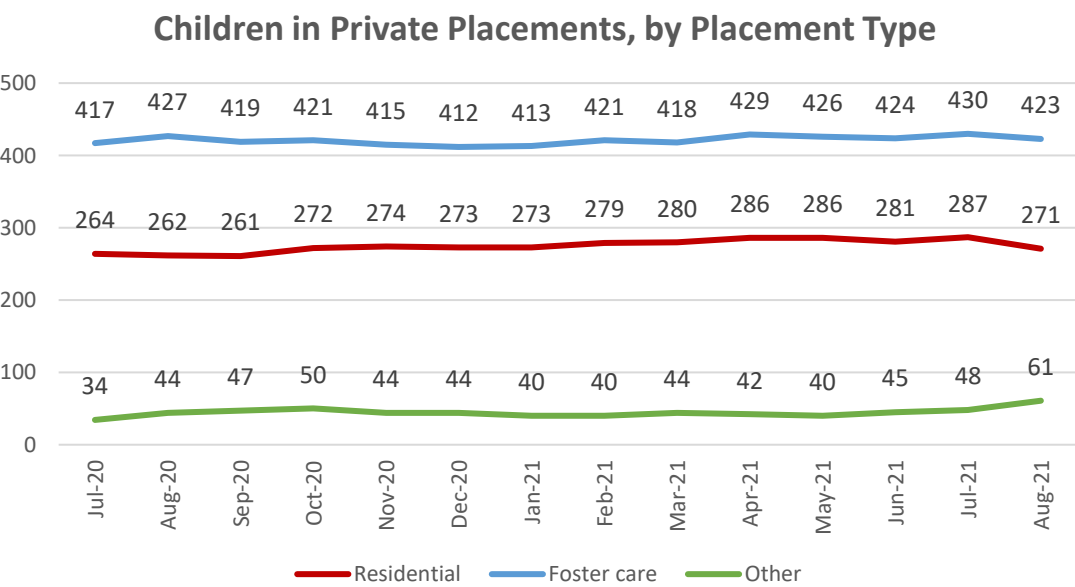
Area	Aug-20	Jul-21	Aug-21	Aug-21 v Aug-20	Aug-21 v Jul-21	Population	Rate/1,000
Dublin South East/Wicklow	239	211	214	-25	3	86,810	2.5
DSW/K/WW	412	415	417	5	2	108,186	3.9
Dublin South Central	363	363	356	-7	-7	65,564	5.4
Midlands	349	341	338	-11	-3	80,193	4.2
Dublin North City	481	486	480	-1	-6	44,927	10.7
Dublin North	340	352	351	11	-1	100,654	3.5
Louth/Meath	404	415	420	16	5	93,093	4.5
Cavan/Monaghan	158	155	158	0	3	36,446	4.3
Kerry	161	149	150	-11	1	34,527	4.3
Cork	773	746	738	-35	-8	134,015	5.5
CW/KK/ST	337	325	321	-16	-4	63,009	5.1
Waterford/Wexford	419	413	411	-8	-2	68,513	6.0
Donegal	221	221	220	-1	-1	42,865	5.1
Sligo/Leitrim/West Cavan	111	116	108	-3	-8	23,554	4.6
Mayo	130	128	129	-1	1	31,968	4.0
Galway/Roscommon	384	380	375	-9	-5	79,912	4.7
Midwest	586	568	567	-19	-1	96,266	5.9
Total Areas	5868	5784	5753	-115	-31	1,190,502	4.8
SWTSCIP	63	58	72	9	14		
National	5931	5842	5825	-106	-17		

# Children in Care

- **755 (13%) children in care at the end of July 2021 were in placements with private providers**; 10 fewer than July 2021 (765) when the highest number for the period June 2020 – July 2021 was reported.
- There were 22 (3%) more children in care in placements with private providers at the end of August 2021 than at the end of August 2020 (733).



- 56% (423) of children in placements with private providers were in **foster care**, seven fewer than July 2021 (430). This number (423) is down four on August 2020 (427)
- 36% (271) of children in placements with private providers were in **residential care**, 16 fewer than July 2021 (287). This number (287) is up 25 (10%) on August 2020 (262).



- Highest number of children in placements with private providers reported by Dublin South West/Kildare/West Wicklow (105) followed by Dublin South Central (104), Dublin North City (82), Dublin North (77) and Midlands (70). These five areas account for 58% (438) of all children in placements with private providers.

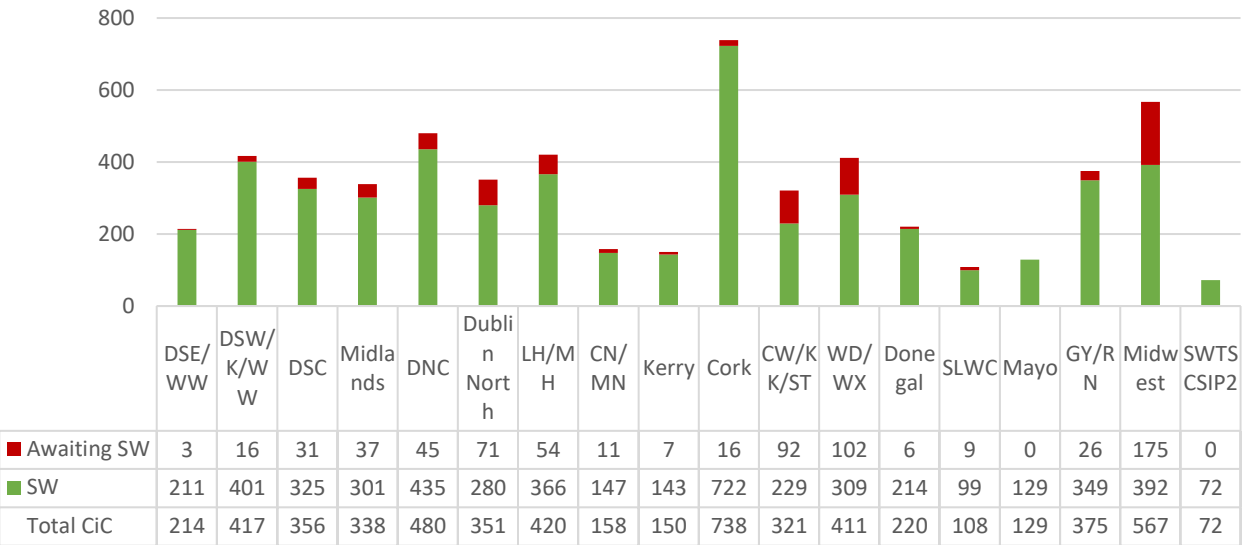
Placements with Private Providers	Aug-21 % Total	
Dublin South West/Kildare/West Wicklow	105	13.9%
Dublin South Central	104	13.8%
Dublin North City	82	10.9%
Dublin North	77	10.2%
Midlands	70	9.3%
Cork	67	8.9%
Dublin South East/Wicklow	44	5.8%
Waterford/Wexford	39	5.2%
Midwest	39	5.2%
Louth/Meath	37	4.9%
SWTSCSIP	31	4.1%
Donegal	18	2.4%
Carlow/Kilkenny/South Tipperary	13	1.7%
Kerry	8	1.1%
Sligo/Leitrim/West Cavan	7	0.9%
Galway/Roscommon	7	0.9%
Cavan/Monaghan and Mayo	7	0.9%
Total	755	100.0%

\*Cavan/Monaghan and Mayo combined due to small numbers

# Children in Care

- **88% (5,124) of children in care at the end of August 2021 had an allocated social worker**; down three percentage points from July 2021 (91%)
- A total of 701 children were awaiting an allocated social worker; 147 (27%) more than July 2021 (554) and 302 (76%) more than Dec 2020 (399).
- Highest number awaiting reported by Midwest (175) followed by Waterford/Wexford (102), Carlow/Kilkenny/South Tipperary (92), Dublin North (71), Louth/Meath (54) and Dublin North City (45). These six areas account for 77% (539) of all cases awaiting allocation.

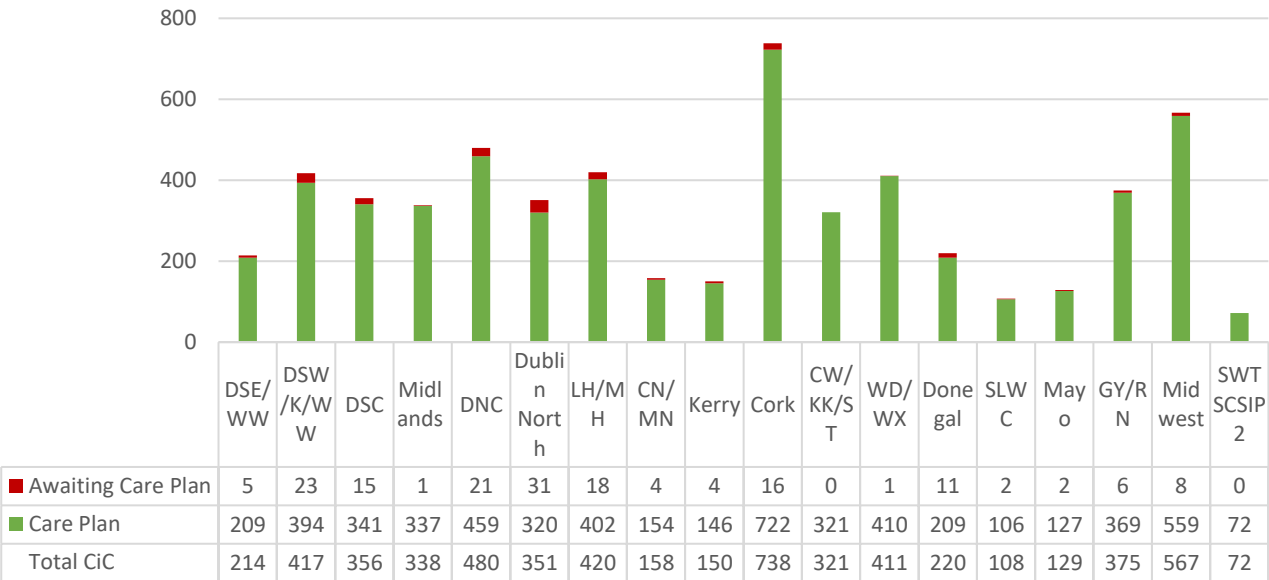
Children in Care with a Social Worker



- **97% (5,657) of children in care at the end of August 2021 had an up-to-date care plan**; no change from July 2021.
- A total of 168 children did not have an up-to-date care plan; 29 fewer than July (197) and 32 fewer than Dec 2020 (200).
- Highest numbers with no up-to-date care plan reported by Dublin North (31), Dublin South West/Kildare/West Wicklow (23), Dublin North City (21) and Louth/Meath (18).

*It should be noted that variances have been identified in how data on this metric are being reported by areas. In some areas care plans that have fallen due for review and not updated are included. Also, it should be noted that where a care plan is not up-to-date, the care plan in place (albeit that it is awaiting review) is used to support the care of the child.*

Children in Care with a Care Plan



# Child Protection Notification System

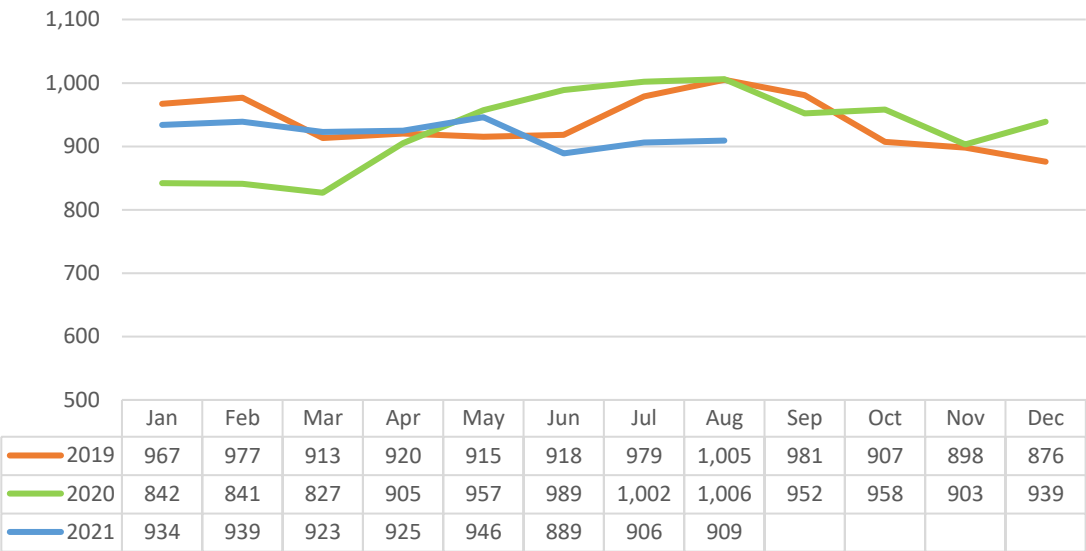
- **909 children listed as “active” at the end of August 2021**; three more than July 2021 (906). There were 97 (10%) fewer children “active” at the end of August 2021 than August 2020 (1,006).

*The number of children listed as "active" from April 2020 needs to be interpreted with caution, due to the deferral of some review child protection conferences (where decisions are made to remove children listed as "active") during the Covid-19 restrictions. Guidance issued by Tusla on foot of the COVID-19 restrictions advised that following discussion and evaluation of safety plans, review conferences could be deferred for a maximum of 3 months.*

- All children listed as “active” at the end of August 2021 had an **allocated social worker**.

- Highest number of children listed as “active” at the end of August 2021 reported by Cork (97) followed by Midwest (90), Carlow/Kilkenny/South Tipperary (76) and Dublin South West/Kildare/West Wicklow (76).
- Fewest number listed as “active” reported by Sligo/Leitrim/West Cavan (12) followed by Cavan/Monaghan (21) and Louth/Meath (22).
- Highest rate per 10,000 population under 18 years reported by Donegal (15.2/10,000) followed by Dublin North City (14.2/10,000) and Carlow/Kilkenny/South Tipperary (12.1/10,000).
- Lowest rates reported by Louth/Meath (2.4/10,000), Galway/Roscommon (3.1/10,000) and Sligo/Leitrim/West Cavan (5.1/10,000). Eight areas reported a rate equal to or higher than the national rate of 7.6/10,000
- 9 areas had more children listed as “active” at the end of August 2021 than July 2021. Largest increases reported by Galway/Roscommon (up 8) and Midlands (up 7). Largest decreases reported by Dublin South East Wicklow and Dublin North, both down 10. Three areas Cork, Dublin South West/Kildare/West Wicklow and Sligo/Leitrim/West Cavan reported no change from July 2021.
- 8 areas had more children active at the end of August 2021 than at the same period last year. Largest increases reported by Mayo (up 23), Dublin North (up 18) and Midlands (up 12). Largest decreases reported by Carlow/Kilkenny/South Tipperary (down 50), Waterford/Wexford (down 44) and Galway/Roscommon (down 22).

# Children "Active" on the CPNS



Number and rate of children “active” on the CPNS, by area (ranked by rate)

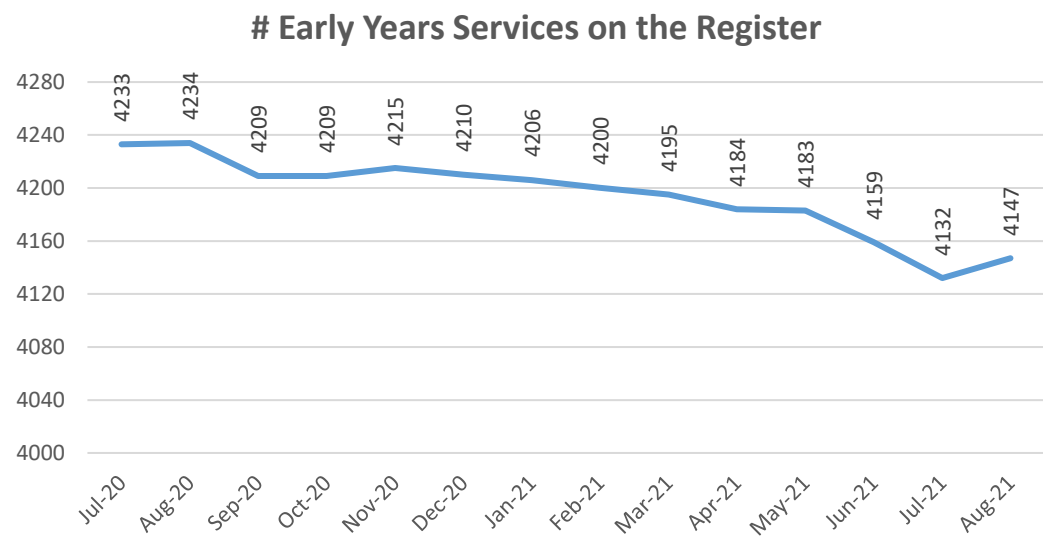
Area	Aug-20	Jul-21	Aug-21	Aug 21 v Aug 20	Aug 21 v Jul 21	Population	Rate/10,000
Donegal	56	64	65	9	1	42865	15.2
Dublin North City	85	62	64	-21	2	44927	14.2
Carlow / Kilkenny / South Tipperary	126	77	76	-50	-1	63009	12.1
Mayo	15	35	38	23	3	31968	11.9
Mid West	96	88	90	-6	2	96266	9.3
Kerry	29	28	32	3	4	34527	9.3
Dublin South Central	60	55	56	-4	1	65564	8.5
Waterford / Wexford	101	54	57	-44	3	68513	8.3
Midlands	47	52	59	12	7	80193	7.4
Cork	112	97	97	-15	0	134015	7.2
Dublin South West / Kildare / West Wicklow	71	76	76	5	0	108186	7.0
Dublin North	49	77	67	18	-10	100654	6.7
Dublin South East / Wicklow	46	62	52	6	-10	86810	6.0
Cavan / Monaghan	19	23	21	2	-2	36446	5.8
Sligo / Leitrim / West Cavan	14	12	12	-2	0	23554	5.1
Galway / Roscommon	47	17	25	-22	8	79912	3.1
Louth / Meath	33	27	22	-11	-5	93093	2.4
Total	1006	906	909	-97	3	1190502	7.6



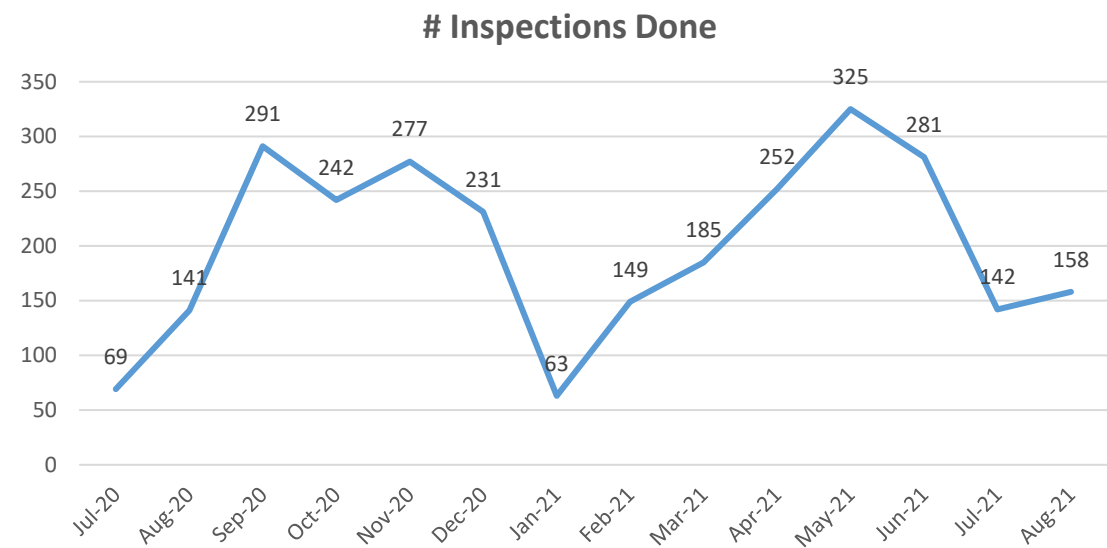
# Children's Services Regulation

## EARLY YEARS INSPECTORATE

- **4,147 early years services on the register at the end of August 2021**, 15 more than July 2021 (4,132), first increase after eight consecutive monthly decreases. There were 87 (2%) fewer services on the register at the end of August 2021 than August 2020 (4,234).

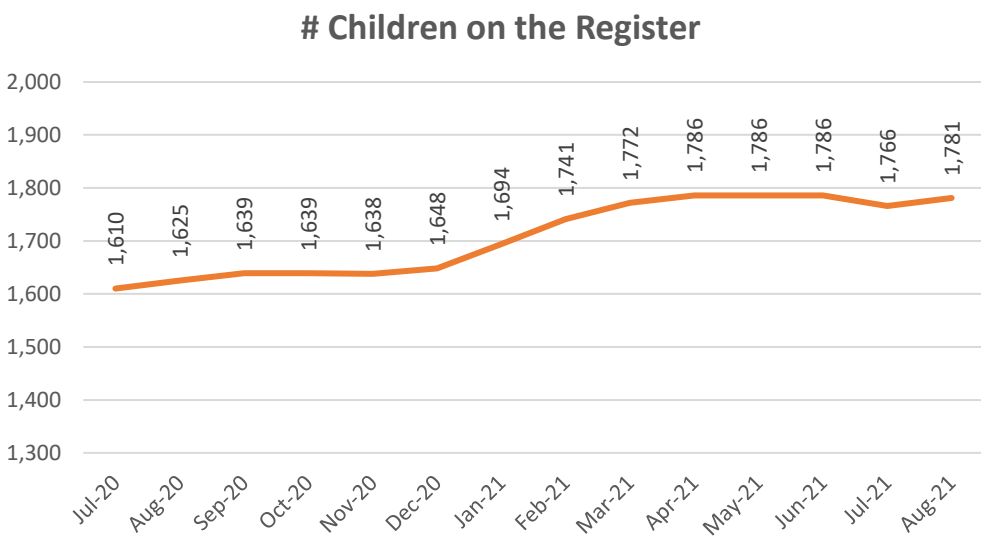


- **158 inspections of early years services done in August 2021.** Brings to 1,555 the number of inspections for 2021. *Number of inspections impacted, due to the closure of services under the Covid-19 restrictions.*

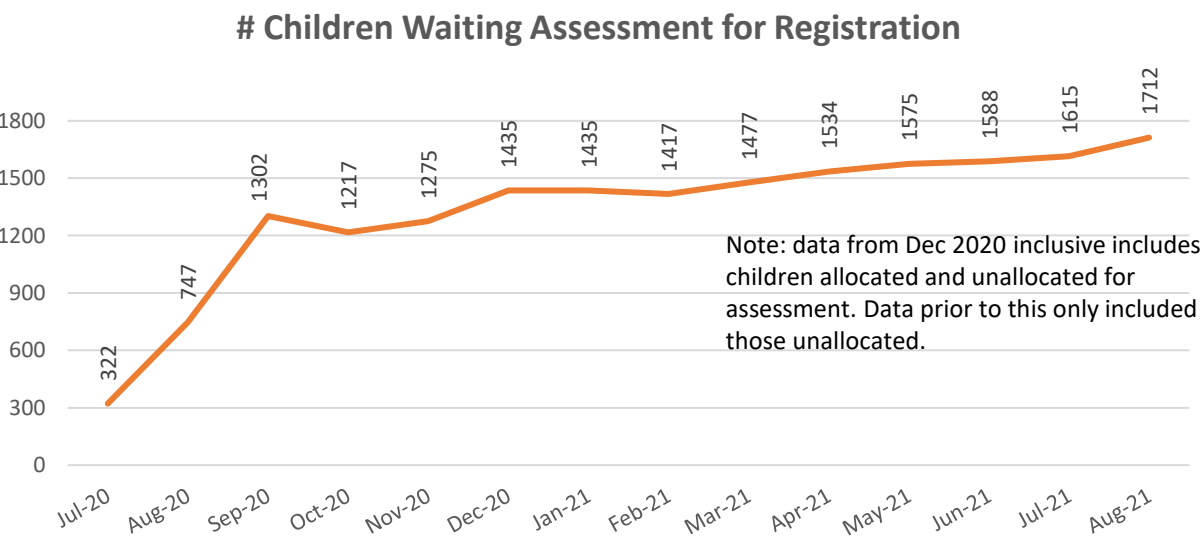


## ALTERNATIVE EDUCATION ASSESSMENT AND REGISTRATION SERVICE

- **1,781 children on the register for home education at the end of August 2021**, 15 more than July 2021 (1,766). The number of children on the register is up 10% (156) on August 2020 (1,625).



- **1,712 children on a waiting list for assessment at the end of August 2021**, 97 (6%) more than July 2021 (1,615) and 277 (19%) more than Dec 2020 (1,435). The increase in numbers awaiting assessment in recent months is due to an increase in applications received over the same period.



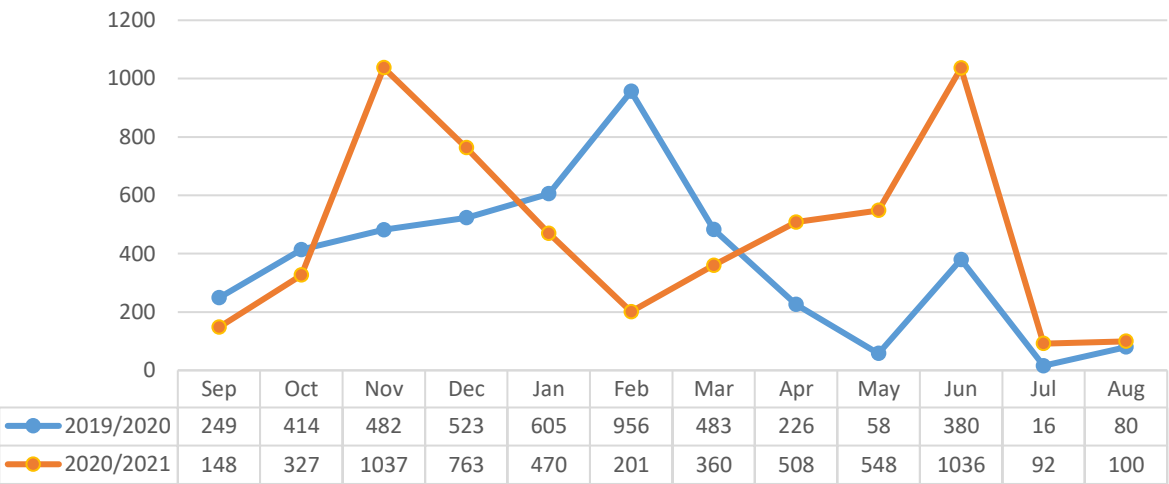


# Tusla Education Support Services

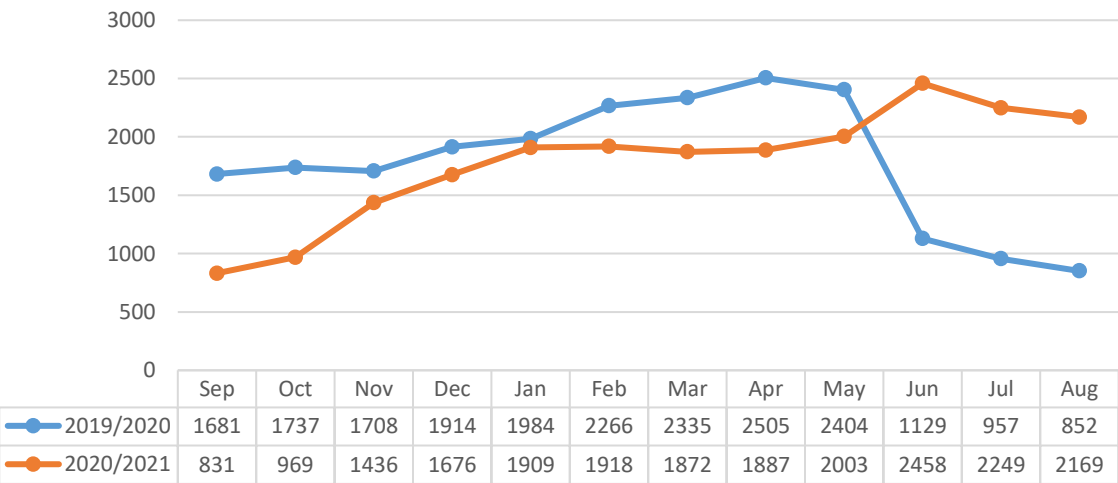
Service activity from March – June 2020 and January –March 2021 impacted by the closure of schools (Covid-19)

- **100 referrals screened** by senior educational welfare services in August 2021, bringing the number of referrals screened for the 12 months (September – August 2021) to 5,590.
- The number of referrals for August 2021 is up 20 on August 2020 (80) and the number of referrals for the 12 months (September –August) (5,590) is up 1,118 (25%) on the same period in 2019/2020 (4,472).
- **2,169 referrals on a waiting list** for educational welfare services at the end of August 2021, 80 (4%) fewer than July 2021 (2,249), second consecutive decrease. The number of referrals on a waiting list is up 1,317 (155%) from August 2020 (852).
- **148 new individual children worked** with in August 2021, 87 more than August 2020 (61).
- Brings to 2,689 the number of new individual children worked with for the 12 months September – August 2021, 303 (13%) more than the same period in 2019/2020 (2,386).

Referrals for Educational Welfare Service



# Referrals on a Waiting List at Month End



Number of New Individual Children Worked with in the Month

