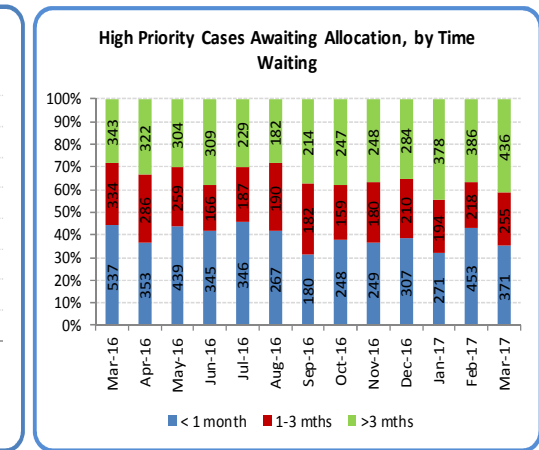
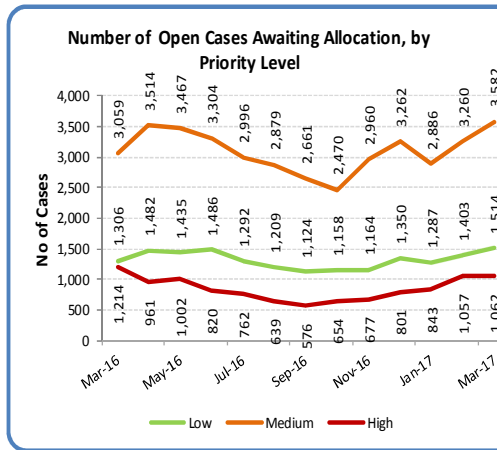
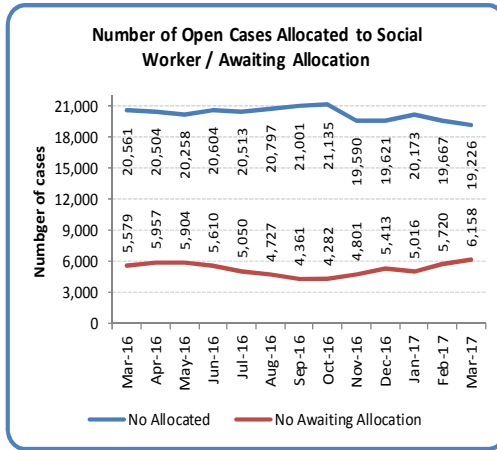
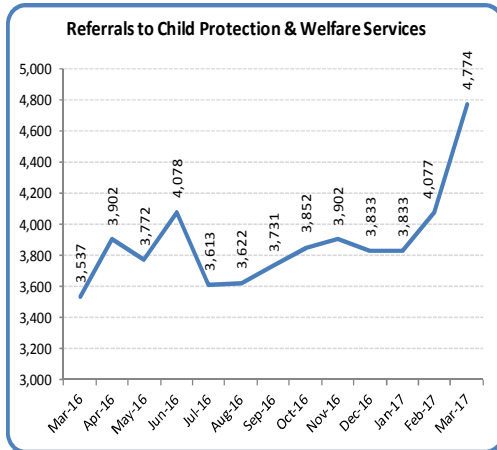
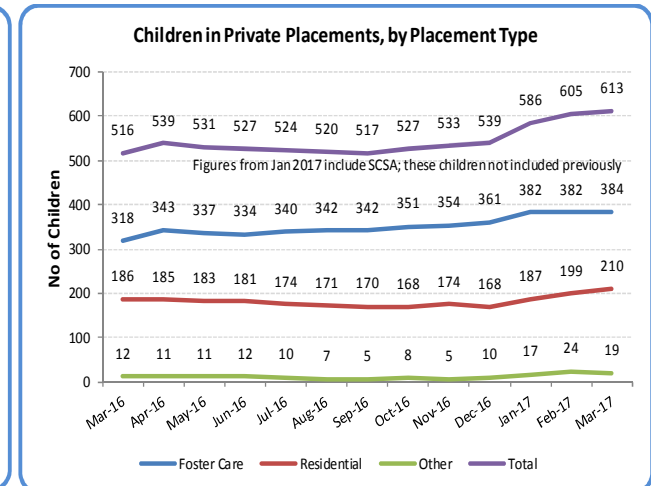
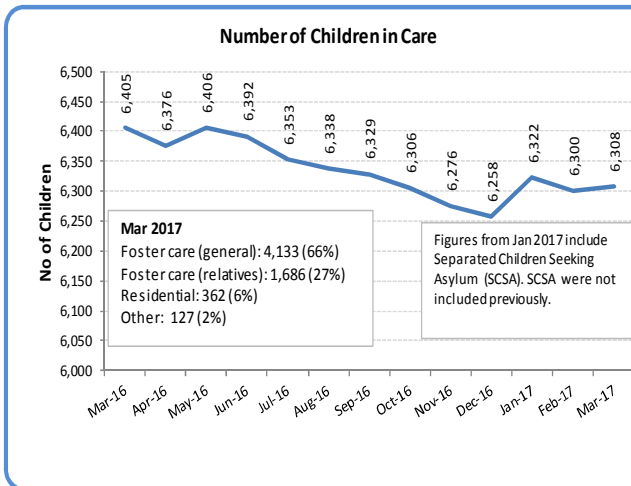
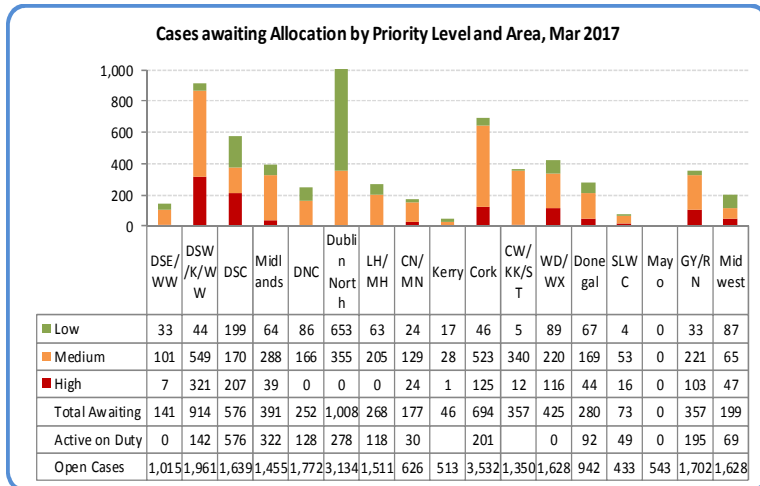


DATA PRESENTED ARE LATEST AVAILABLE AND CAN CHANGE FROM DATA PREVIOUSLY PUBLISHED DUE TO ONGOING VALIDATION

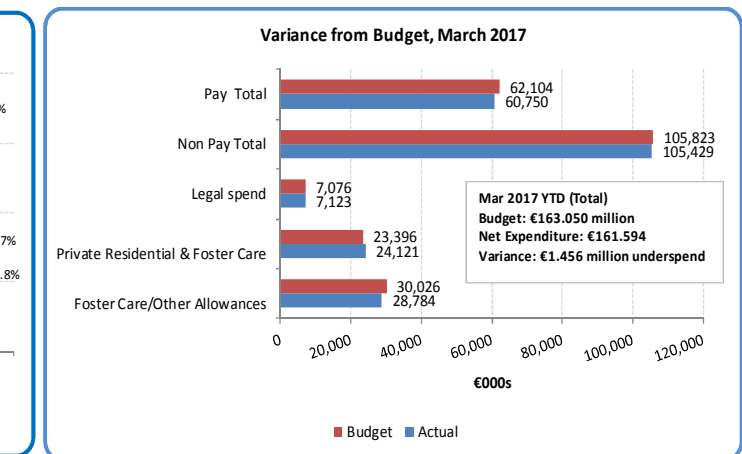
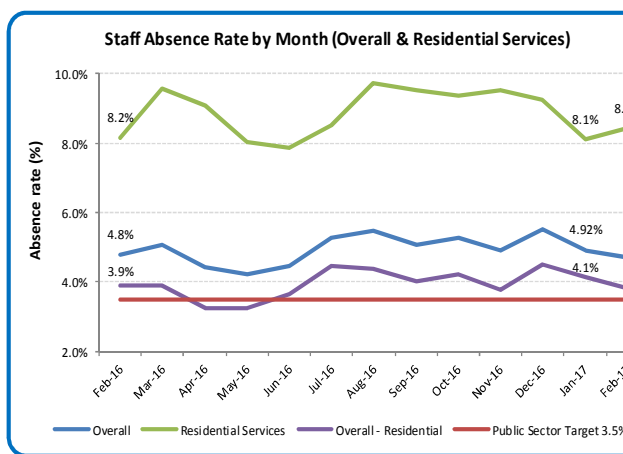
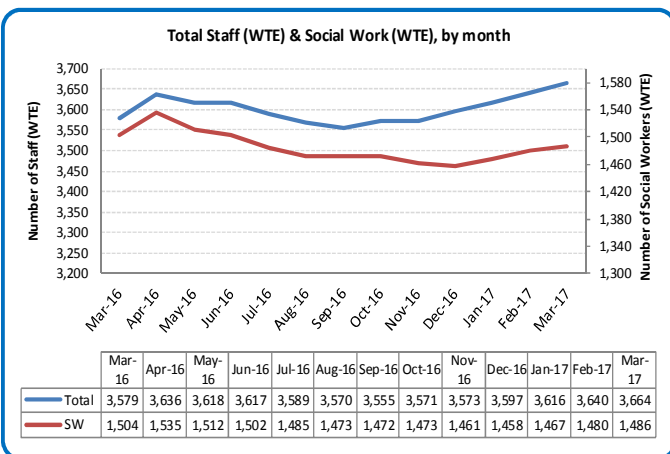
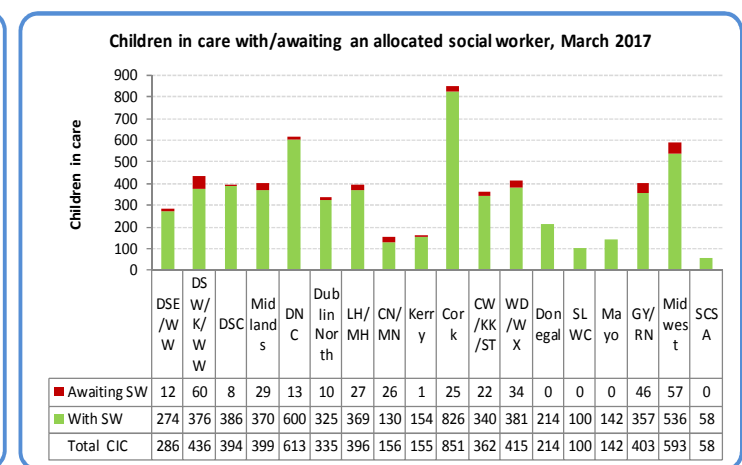
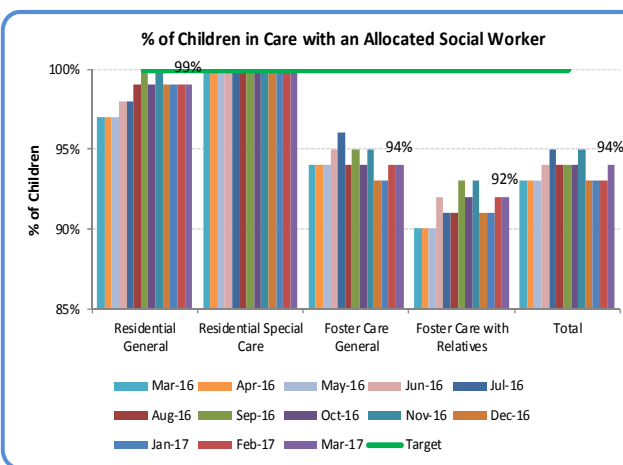
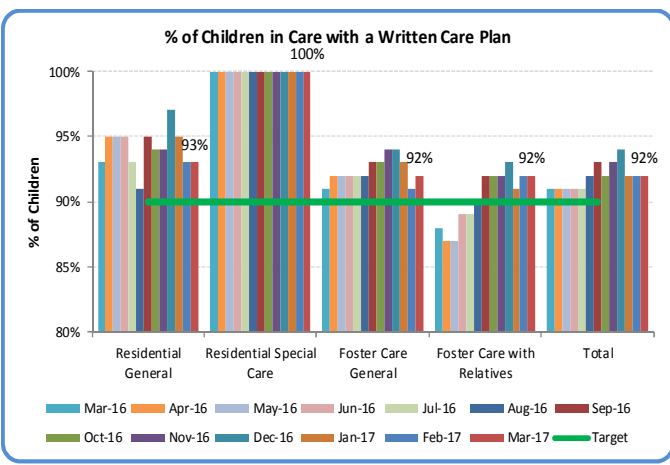


Referral data are reported monthly and should be considered preliminary. Validated data are reported quarterly in arrears.



*July 2016 figure revised from 6,372 (previously reported) to 6,353
 *Jan 2017 figure revised from 6,323 (previously reported) to 6,322
 *Feb 2017 figure revised from 6,309 (previously reported) to 6,300

* Jan 2017 figure revised from 587 (previously reported) to 586
 * Feb 2017 figure revised from 597 (previously reported) to 605



Notes:

- Open cases include cases held on intake, allocated and unallocated child welfare and protection and children in care cases
- Chart 5/Chart 10: DSW/K/WW (Dublin South West/Kildare/West Wicklow); DSC (Dublin South Central); GY/RN (Galway/Roscommon); WD/WX (Waterford/Wexford); DNC (Dublin North City); CN/MN (Cavan/Monaghan); DSE/WW (Dublin South East/Wicklow); SLWC (Sligo/Leitrim/West Cavan); CW/KK/ST (Carlow/Kilkenny/South Tipperary); LH/MH (Louth/Meath)
- Chart 5: A case awaiting allocation may be “active” on a “duty” system. This means that there are actions being undertaken by a dedicated duty team or rotating social workers on a duty roster to proress the protection and welfare of the child. Examples of actions being undertaken include telephone calls relating to the concern, visits to see children, completing initial assessments and child in care reviews or care plans
- Chart 7: The number of children in private placements includes those children who have not yet reached 18 years of age on the last day of the reporting period and are in care in private foster care, private residential care, secure out of state placements and ‘other’ private placements. [See note for Chart 13 below]
- Chart 11: Number of staff is reported on a whole time equivalent (WTE) basis and relates to hours worked by employees during the month. Figures do not include staff off pay or the use of agency staff.
- Chart 12: Absence rates are reported a month in arrears
- Chart 13: Private residential / foster care expenditure refers to payment for **660 private placements** - includes placements for the 0-17 years cohort (n=611) who are in care in a private residential/foster care placement (Chart 7) plus a number of additional placements including placements for some young people who have reached their 18th birthday and still in their placement on the last day of the month, placements for some children/young people who are not in care but are in a private placement due to a disability, other out of state placements etc.