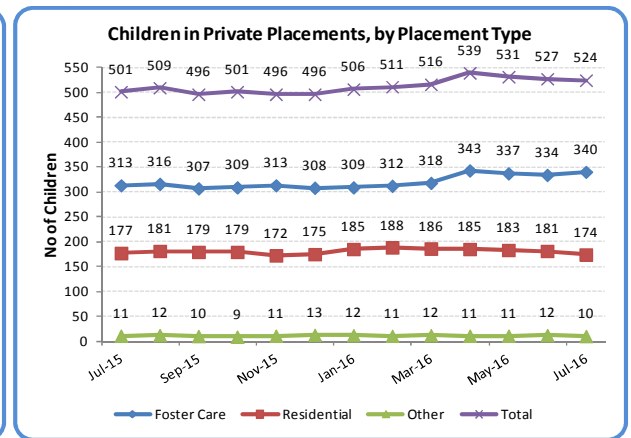
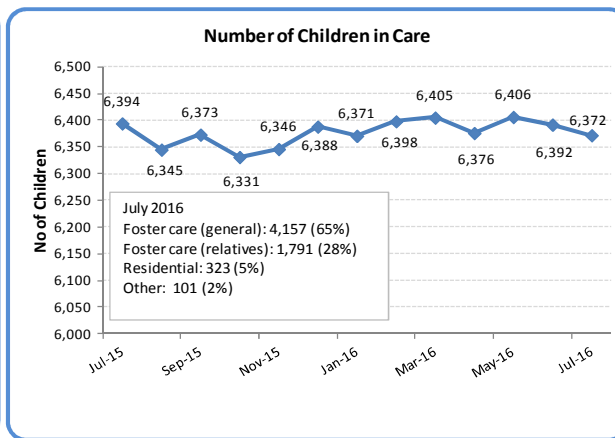
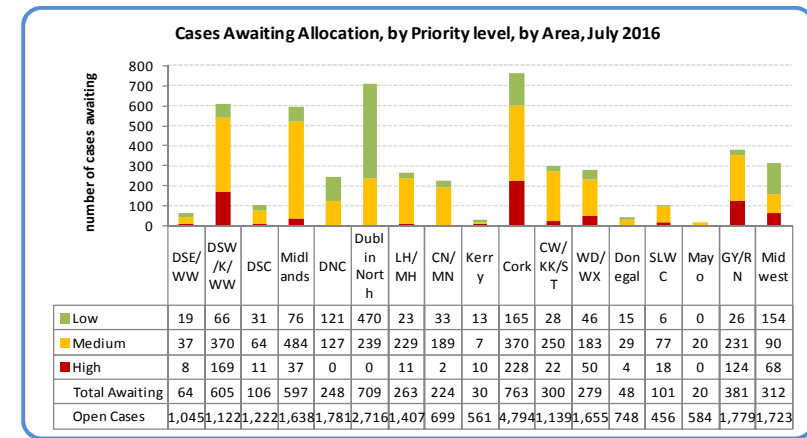
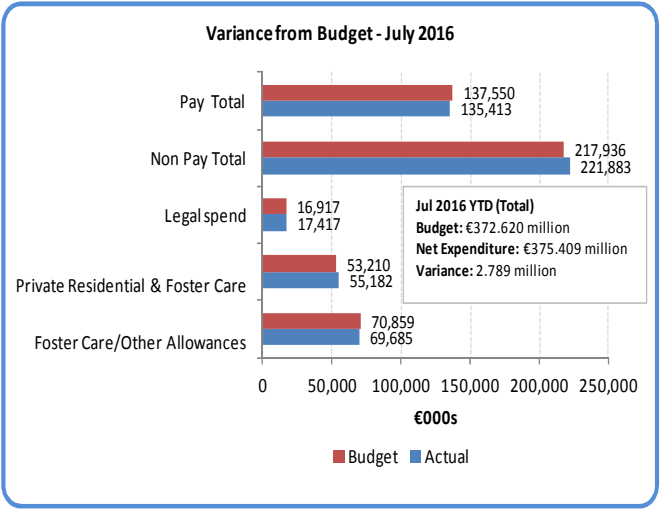
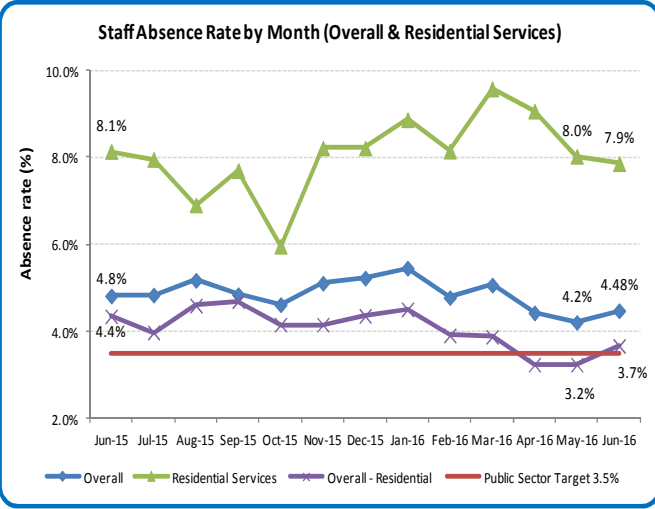
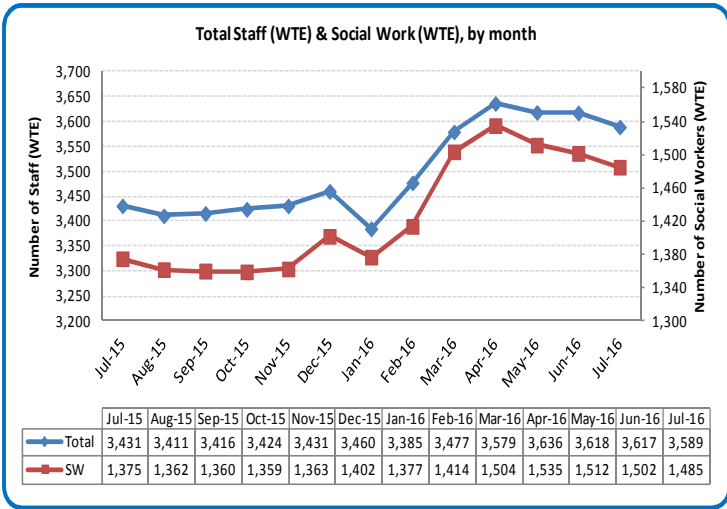
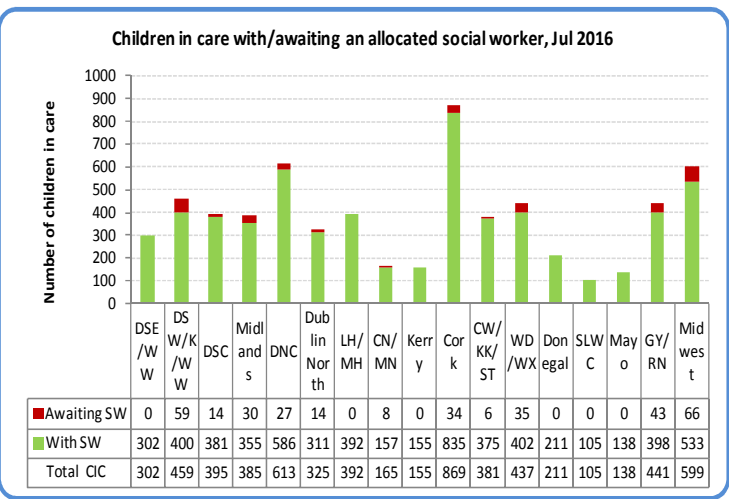
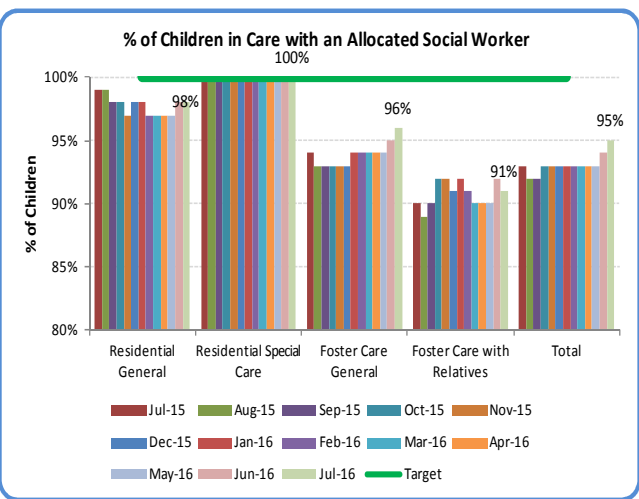
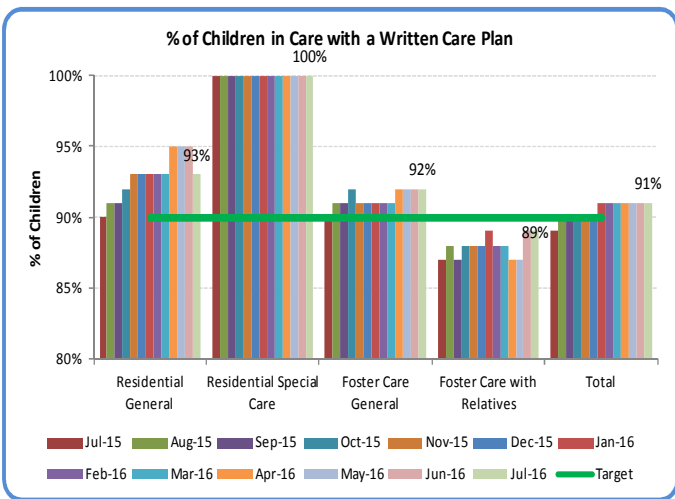


Referrals Child Protection and Welfare Services: Q1 2015 (10,993); Q2 2015 (10,899); Q3 2015 (10,711); Q4 2015 (10,993); Q1 2016 (11,306)





Notes:

- Open cases include cases held on intake, allocated and unallocated child welfare and protection and children in care cases
- Chart 4/Chart 9: DSW/K/WW (Dublin South West/Kildare/West Wicklow); DSC (Dublin South Central); GY/RN (Galway/Roscommon); WD/WX (Waterford/Wexford); DNC (Dublin North City); CN/MN (Cavan/Monaghan); DSE/WW (Dublin South East/Wicklow); SLWC (Sligo/Leitrim/West Cavan); CW/KK/ST (Carlow/Kilkenny/South Tipperary); LH/MH (Louth/Meath)
- Chart 6: The number of children in private placements includes those children who have not yet reached 18 years of age on the last day of the reporting period and are in care in private foster care, private residential care, secure out of state placements and 'other' private placements. [See note for Chart 12 below]
- Chart 10: Number of staff is reported on a whole time equivalent (WTE) basis and relates to hours worked by employees during the month. Figures do not include staff off pay or the use of agency staff.
- Chart 11: Absence rates are reported a month in arrears
- Chart 12: Private residential / foster care expenditure refers to payment for **619 private placements** - includes placements for the 0-17 years cohort (n=524) who are in care in a private residential/foster care placement (Chart 6) plus a number of additional placements including placements for some young people who have reached their 18th birthday and still in their placement on the last day of the month, placements for some children/young people who are not in care but are in a private placement due to a disability, other out of state placements etc.